

DYNAMIC ABUTMENT SOLUTIONS

# DIGITAL SOLUTIONS

PRODUCT REFERENCES





Virginia Woolf, 17  
25005 · Lleida (Spain)

INTERNATIONAL +34 873 450 709  
das@dynamicabutment.com

SPAIN +34 973 289 580  
spain@dynamicabutment.com

Dynamic Abutment Solutions is the trademark of the manufacturer Talladium España S.L. The information included in this catalogue is exclusively addressed to professionals in dental sector.

All commercial trademarks mentioned herein are fully registered by their respective companies, and the images that appear are just to provide an orientation. Talladium reserves the right to modify this document without previous notice. Talladium is not responsible for the inadequate execution of these products if the warning indications corresponding to every reference are not contemplated.

Ask about the products available with CE legislation. Some of the products are not authorized for sale and distribution or do not have a sales license in some countries according to other legislations. Information: [das@dynamicabutment.com](mailto:das@dynamicabutment.com).



# INDEX

|     |  |
|-----|--|
| 5   | LIST OF COMPATIBILITIES AVAILABLE        |
| 6   | COMPATIBILITIES AVAILABLE                |
| 20  | COMPATIBILITIES AND REFERENCES           |
| 162 | DAS LIBRARIES                            |
| 164 | MULTI-UNIT DAS LIBRARIES                 |
| 165 | DYNAMIC SCREWS TECHNICAL SPECIFICATIONS  |
| 171 | STRAIGHT SCREWS TECHNICAL SPECIFICATIONS |
| 175 | SCREWDRIVERS AND STRAIGHT SCREWS         |
| 176 | DYNAMIC MILLING TOOL SPECIFICATIONS      |
| 179 | SCREWDRIVERS AND COMPLEMENTS             |
| 180 | DAS MU SYSTEM COMPONENTS                 |

**MULTI-UNIT**  
DAS SYSTEM

**DYNAMIC**  
DAS SYSTEM

# LIST OF COMPATIBILITIES AVAILABLE

|             |                            |                               |                    |                   |                          |
|-------------|----------------------------|-------------------------------|--------------------|-------------------|--------------------------|
| AB          | BIOTEC                     | EASY IMPLANT                  | JDENTALCARE        | NOVA IMPLANTS     | STRAUMANN                |
| ACE         | BIOTEM                     | ECKERMANN                     | KEYSTONE           | OSSTEM IMPLANT    | SURCAM DENTAL            |
| ADIN        | BREDDENT MEDICAL           | ELITE MEDICA                  | KLOCKNER           | OSTEOPLUS         | SYBRON IMPLANT SOLUTIONS |
| ALFA-GATE   | BTI                        | EUROTEKNIKA                   | KUWOTECH           | OXY               | SYSTHEX                  |
| ALPHABIO    | BTK                        | F&B IMPLANT (FIT & BRILLIANT) | LASAK              | PALTOP            | TBR                      |
| ALPHA-DENT  | CAMLOG                     | GALIMPLANT                    | LEADER             | PHIBO             | TITANIUM-FIX             |
| ANCLADEN    | CONEXÃO SISTEMA DE PRÓTESE | GC TECH                       | MEDENTIKA          | POINT IMPLANT     | TREE-OSS                 |
| ANKYLOS     | CORTEX                     | GMI (ILERIMPLANT)             | MEDENTIS           | PROCLINIC         | TRI DENTAL IMPLANTS      |
| ANTHOGYR    | COWELLMEDI                 | GT MEDICAL                    | MEGAGEN            | PROTEG IMPLANTS   | TRINON                   |
| ARDS        | C-TECH                     | HAHN IMPLANT (GLIDEWELL)      | MICRODENT          | RADHEX            | UFIT                     |
| ASTRA       | DENTAL TECH                | HIOSSEN                       | MIS                | REFLECT           | VULKAN IMPLANTS          |
| AVINENT     | DENTAURUM                  | HI-TEC                        | MONOIMPLANT        | RITTER            | WARANTEC (ONEPLANT)      |
| B&W         | DENTEGRIS                  | IBS                           | MOZO-GRAU (TICARE) | ROOTT             | WIN                      |
| BEGO        | DENTEM                     | IDO IMPLANTS                  | MPI                | SEWON MEDIX       | XIVE                     |
| BIOCONCEPT  | DENTIS                     | IHDE DENTAL (IMBIODENT)       | NEOBIOTECH         | SIC INVENT        | YES IMPLANT              |
| BIOGENESIS  | DENTIUM                    | IMPLANT DIRECT                | NEODENT            | SIGNO VINCES      | ZIACOM                   |
| BIOHORIZONS | DIO IMPLANTS               | IMPLANT GENESIS               | NEOSS              | SIN IMPLANTS      | ZIMMER                   |
| BIOLOK      | DITRON                     | IMPLANTSWISS                  | NOBEL BIOCARE      | SOUTHERN IMPLANTS |                          |
| BIOMET 3i   | DMI DENTAL SUPPLY          | INTRA-LOCK                    | NORIS MEDICAL      | STERI-OSS         |                          |
| BIONER      | DSP BIOMEDICAL             |                               | NORMON             | STERNGOLD         |                          |

# COMPATIBILITIES AVAILABLE

## AB

Model: I2  
Implant Ø: 3.5/3.75/4.2/4.5/  
Platform: Standard  
Code: 0040

Model: I2  
Implant Ø: 5/6  
Platform: Standard  
Code: 0040

Model: I22  
Implant Ø: 3.75/4.22  
Platform: Standard  
Code: 0040

Model: I5  
Implant Ø: 3.5/3.75/4.2/4.5/  
Platform: Standard  
Code: 0040

Model: I5  
Implant Ø: 5/6/7/8  
Platform: Standard  
Code: 0040

Model: I55  
Implant Ø: 3.75/4.2/4.5  
Platform: Standard  
Code: 0040

Model: I55  
Implant Ø: 5/6/7/8  
Platform: Standard  
Code: 0040

Model: I10  
Implant Ø: 4.2/5  
Platform: Standard  
Code: 0040

Model: I15  
Implant Ø: 6/7/8  
Platform: Standard  
Code: 0040

Model: Multi Unit D1-P64  
Implant Ø: Multi Unit D1-P64  
Platform: Universal  
Code: 0025

## ACE

Model: External Hex  
Implant Ø: 3.3  
Platform: NP 3.5  
Code: 0023

Model: External Hex  
Implant Ø: 3.75/4  
Platform: RP 4.1  
Code: 0024

Model: External Hex  
Implant Ø: 4.75  
Platform: WP 5  
Code: 0058

Model: Infinity TRI-CAM  
Implant Ø: 3.5  
Platform: 3.5  
Code: 0026

Model: Infinity TRI-CAM  
Implant Ø: 4.3  
Platform: 4.3  
Code: 0027

Model: Infinity TRI-CAM  
Implant Ø: 5  
Platform: 5  
Code: 0028

Model: Infinity Internal Hex  
Implant Ø: 3.7/4.1  
Platform: 3.5  
Code: 0040

Model: Infinity Internal Hex  
Implant Ø: 4.7/5.1  
Platform: 4.5  
Code: 0041

Model: Infinity Octagon  
Implant Ø: 3.3  
Platform: RP 4.8  
Code: 0037

Model: Infinity Octagon  
Implant Ø: 4.1  
Platform: RP 4.8  
Code: 0037

Model: Infinity Octagon  
Implant Ø: 4.8  
Platform: RP 4.8  
Code: 0037

Model: Infinity Octagon  
Implant Ø: 4.8  
Platform: WP 6.5  
Code: 0096

Model: Multi Unit  
Implant Ø: Universal  
Platform: Universal  
Code: 0025

## ADIN

Model: Swell  
Implant Ø: 3.3  
Platform: 3.45  
Code: 0040

Model: Swell  
Implant Ø: 3.3  
Platform: 3.45  
Code: 0042

Model: Swell  
Implant Ø: 3.75/4.2  
Platform: 3.6  
Code: 0040

Model: Swell  
Implant Ø: 3.75/4.2  
Platform: 3.6  
Code: 0042

Model: Swell  
Implant Ø: 5  
Platform: 4  
Code: 0040

Model: Swell  
Implant Ø: 5  
Platform: 4  
Code: 0042

Model: Swell  
Implant Ø: 6  
Platform: 4.6  
Code: 0040

Model: Swell  
Implant Ø: 6  
Platform: 4.6  
Code: 0042

Model: Touareg-S / Touareg-OS  
Implant Ø: 3.5  
Platform: 3.45  
Code: 0040

Model: Touareg-S / Touareg-OS  
Implant Ø: 3.5  
Platform: 3.45  
Code: 0042

Model: Touareg-S / Touareg-OS  
Implant Ø: 3.75/4.2  
Platform: 3.6  
Code: 0040

Model: Touareg-S / Touareg-OS  
Implant Ø: 3.75/4.2  
Platform: 3.6  
Code: 0042

Model: Touareg-S / Touareg-OS  
Implant Ø: 5  
Platform: 4  
Code: 0040

Model: Touareg-S / Touareg-OS  
Implant Ø: 5  
Platform: 4  
Code: 0042

Model: Touareg-S / Touareg-OS  
Implant Ø: 6  
Platform: 5  
Code: 0040

Model: Touareg-S / Touareg-OS  
Implant Ø: 6  
Platform: 5  
Code: 0042

Model: Touareg CloseFit  
Implant Ø: 2.75  
Platform: UNP  
Code: 0188

Model: Touareg CloseFit  
Implant Ø: 3  
Platform: NP  
Code: 0145

Model: Touareg CloseFit  
Implant Ø: 3.5  
Platform: RP  
Code: 0021

Model: Touareg CloseFit  
Implant Ø: 4.3/5  
Platform: WP  
Code: 0022

Model: Triple  
Implant Ø: 3.5/3.75/4.2/5/6  
Platform: Standard  
Code: 0040

Model: Triple  
Implant Ø: 3.5/3.75/4.2/5/6  
Platform: Standard  
Code: 0042

Model: Multi Unit TMA  
Implant Ø: Universal  
Platform: Universal  
Code: 0025

## ALFA-GATE

Model: Bioactive/Porous/Trio/MAX  
Implant Ø: 3.3/3.75/4.2/4.7/5.2/6  
Platform: SP  
Code: 0040

Model: Conical  
Implant Ø: 3.5  
Platform: NP  
Code: 0021

Model: Conical  
Implant Ø: 4.3/5  
Platform: RP  
Code: 0022

## ALPHABIO

Model: Internal Hex Connection (IH) SPI  
Implant Ø: 3.3/3.75/4.2/5/6  
Platform: Universal  
Code: 0040

Model: Internal Hex Connection (IH) SPI  
Implant Ø: 3.7/3.75/4.2/4.65/5.3  
Platform: Universal  
Code: 0040

Model: Internal Hex Connection (IH) ICE  
Implant Ø: 3.3/3.75/4.2/5  
Platform: Universal  
Code: 0040

Model: Internal Hex Connection (IH) ICE  
Implant Ø: 3.3/3.75/4.2/5/6  
Platform: Universal  
Code: 0040

Model: Internal Hex Connection (IH) DF1  
Implant Ø: 3.75/4.2/5  
Platform: 3.5

Model: Conical Hex Connection (CHC) NICE  
Implant Ø: 3.2  
Platform: Narrow

Model: Conical Hex Connection (CHC) NICE  
Implant Ø: 3.2/3.5  
Platform: Narrow

Model: Conical Standard Connection (CS)  
Implant Ø: 3.75/4.2/5  
Platform: Standard

Model: Multi Unit  
Implant Ø:  
Platform: Universal  
Code: 0195

# COMPATIBILITIES AVAILABLE

## ALPHA-DENT

Model: Classic Conus  
Implant Ø: 3.25/3.75  
Platform: 3  
Code: 0265

Model: Active Conus  
Implant Ø: 3.25/3.75  
Platform: 3  
Code: 0265

## ANCLADEN

Model: Anclalock  
Implant Ø: 3.75/4.25/5  
Platform: 3.5  
Code: 0040

## ANKYLOS

Model: Ankylos  
Implant Ø: 3.5  
Platform: 3.5  
Code: 0075

Model: Ankylos  
Implant Ø: 4.5  
Platform: 4.5  
Code: 0075

Model: Ankylos  
Implant Ø: 5.5  
Platform: 5.5  
Code: 0075

Model: Ankylos  
Implant Ø: 7  
Platform: 7  
Code: 0075

Model: Balance Base Narrow  
Implant Ø: Universal  
Platform: Universal  
Code: 0183

## ANTHOGYR

Model: Axiom BL REG / PX  
Implant Ø: 3.4  
Platform: 3.4  
Code: 0161

Model: Axiom BL REG / PX  
Implant Ø: 4  
Platform: 4  
Code: 0149

Model: Axiom BL REG / PX  
Implant Ø: 4.6  
Platform: 4.6  
Code: 0149

Model: Axiom BL REG / PX  
Implant Ø: 5.2  
Platform: 5.2  
Code: 0162

Model: Anthofit HE  
Implant Ø: 3.5/3.75/4  
Platform: R (4,1)  
Code: 0024

Model: Anthofit HE  
Implant Ø: 5  
Platform: L (5)  
Code: 0058

Model: Ossfit  
Implant Ø: 3.5/4.2  
Platform: 4.8  
Code: 0074

Model: Ossfit  
Implant Ø: 3.5/4.2  
Platform: 4.8  
Code: 0037

Model: Ossfit  
Implant Ø: 5  
Platform: 6.5  
Code: 0096

Model: Multi Unit  
Implant Ø: 4.8  
Platform: Universal  
Code: 0163

## ARDS

Model: Smart  
Implant Ø: 3.75/4.2/4.5  
Platform: 3.75  
Code: 0040

Model: Classic  
Implant Ø: 3.3/3.75/4.2/5/6  
Platform: 3.75  
Code: 0040

Model: Premium  
Implant Ø: 3.3/3.75/4.2/5/6  
Platform: 3.75  
Code: 0040

Model: CIT  
Implant Ø: 3.3/3.75/4.2/5/6  
Platform: 3.75  
Code: 0040

## ASTRA

Model: Yellow  
Implant Ø: 3  
Platform: Yellow (X-estrecha)  
Code: 0109

Model: Aqua  
Implant Ø: 3.5/4  
Platform: Aqua(Estrecha)  
Code: 0004

Model: Lilac  
Implant Ø: 4.5/5  
Platform: Lilac (Ancha)  
Code: 0005

Model: Uniabutment Cono 200  
Implant Ø: Regular/Wide  
Platform: Regular/Wide  
Code: 0066

Model: Evolution (Interno)  
Implant Ø: 3  
Platform: 3  
Code: 0090

Model: Evolution (Interno)  
Implant Ø: 3.6  
Platform: 3.6  
Code: 0066

Model: Evolution (Interno)  
Implant Ø: 4.2  
Platform: 4.2  
Code: 0067

Model: Evolution (Interno)  
Implant Ø: 4.8  
Platform: 4.8  
Code: 0091

Model: Evolution (Interno)  
Implant Ø: 5.4  
Platform: 5.4  
Code: 0092

Model: Evolution  
(Cono externo 33°)  
Implant Ø:  
Platform: Universal  
Code: 0088

Model: Multibase Abutment  
(SmartFix concept)  
Implant Ø:  
Platform: Universal  
Code: 0258

## AVINENT

Model: HE/EC  
Implant Ø: 3.3//3.5/4  
Platform: 3.5  
Code: 0023

Model: HE/EC  
Implant Ø:  
3.3/3.8/4/4.2/4.8//4.5/5  
Platform: 4.1  
Code: 0024

Model: HE/EC  
Implant Ø: 4.8  
Platform: 5.1  
Code: 0061

Model: HI/IC  
Implant Ø: 3.1//3.5/4  
Platform: 3.5  
Code: 0040\_B

Model: HI/IC  
Implant Ø:  
3.3/3.8/4/4.2/4.8//4.5/5  
Platform: 4.1  
Code: 0040\_B

Model: Transepitelial  
Implant Ø:  
Platform: Regular  
Code: 0025

## B&W

Model: Hexágono Externo  
Implant Ø: 3.75/4  
Platform: 4.1  
Code: 0024

Model: Hexágono Externo  
Implant Ø: 5  
Platform: 5  
Code: 0058

Model: Cónico Hexagono  
Interno CIH  
Implant Ø: 3.3/4  
Platform: 4  
Code: 0040

Model: Cónico Hexagono  
Interno CIH  
Implant Ø: 3.3/4  
Platform: 4  
Code: 0042

## BEGO

Model: RS/RSX  
Implant Ø: 3.0  
Platform: 3.0  
Code: 0049

Model: S/RI/RS/RSX  
Implant Ø: 3.25/3.75  
Platform: 3.67  
Code: 0050

Model: S/RI/RS/RSX  
Implant Ø: 4.1  
Platform: 4.1  
Code: 0051

Model: S/RI/RS/RSX  
Implant Ø: 4.5  
Platform: 4.5  
Code: 0052

Model: S/RI/RS/RSX  
Implant Ø: 5.5  
Platform: 5.5  
Code: 0081

Model: Mini  
Implant Ø: 2.7/2.9/3.1  
Platform: Mini  
Code: 0187

Model: MultiPlus  
Implant Ø:  
Platform: Universal  
Code: 0150

## BIOCONCEPT

Model: BC Tissue Level Standard  
Implant Ø: 3.3/4.1/4.8  
Platform: Regular  
Code: 0037

Model: BC Tissue Level Standard Plus  
Implant Ø: 4.8  
Platform: Regular  
Code: 0037

Model: BC Tissue Level Tapered Effect  
Implant Ø: 4.8  
Platform: Regular  
Code: 0037

Model: BC Bone Level  
Implant Ø: 3.3  
Platform: Narrow  
Code: 0033

# COMPATIBILITIES AVAILABLE

Model: BC Bone Level  
Implant Ø: 4.1/4.8  
Platform: Regular  
Code: 0035

Model: BV Tapered Bone Level  
Implant Ø: 3.5  
Platform: Narrow  
Code: 0029

Model: BV Tapered Bone Level  
Implant Ø: 4.1/4.5/5  
Platform: Regular  
Code: 0030

## BIOGENESIS

Model: 3icon  
Implant Ø: 3.3  
Platform: Mini (Pink)  
Code: 0023

Model: 3icon  
Implant Ø: 3.75/4/4.3/4.5  
Platform: Regular (Blue)  
Code: 0024

Model: 3icon  
Implant Ø: 5/5.5  
Platform: Wide (Yellow)  
Code: 0058

Model: Aticon  
Implant Ø: 3.5/4/4.5/5  
Platform: Blue  
Code: 0005

Model: Iticon  
Implant Ø: 3.75/4.1/4.8  
Platform: 4.8  
Code: 0037

## BIOHORIZONS

Model: External  
Implant Ø: 3.5  
Platform: 3.7 (Yellow)  
Code: 0023

Model: Tapered Internal  
Implant Ø: 3/3.4  
Platform: 3 (Grey)  
Code: 0102

Model: Tapered Internal  
Implant Ø: 3.8  
Platform: 3.5 (Yellow)  
Code: 0040

Model: Tapered Internal  
Implant Ø: 4.6  
Platform: 4.5 (Green)  
Code: 0041

Model: Tapered Internal  
Implant Ø: 5.8  
Platform: 5.7 (Blue)  
Code: 0080

Model: Tapered Plus  
Implant Ø: 3.8  
Platform: 3 (Grey)  
Code: 0102

Model: Tapered Plus  
Implant Ø: 4.6  
Platform: 3.5 (Yellow)  
Code: 0040

Model: Tapered Plus  
Implant Ø: 5.8  
Platform: 4.5 (Green)  
Code: 0041

Model: Mount-free  
Tapered Internal  
Implant Ø: 3/3.4  
Platform: 3 (Grey)  
Code: 0102

Model: Mount-free  
Tapered Internal  
Implant Ø: 3.8  
Platform: 3.5 (Yellow)  
Code: 0040

Model: Mount-free  
Tapered Internal  
Implant Ø: 4.6  
Platform: 4.5 (Green)  
Code: 0041

Model: Mount-free  
Tapered Internal  
Implant Ø: 5.8  
Platform: 5.7 (Blue)  
Code: 0080

Model: Tapered Pro  
Implant Ø: 3.8  
Platform: 3 (Grey)  
Code: 0102

Model: Tapered Pro  
Implant Ø: 4.2/4.6  
Platform: 3.5 (Yellow)  
Code: 0040

Model: Tapered Pro  
Implant Ø: 5.2  
Platform: 4.5 (Green)  
Code: 0041

Model: Tapered Short  
Implant Ø: 4.6  
Platform: 3.5 (Yellow)  
Code: 0040

Model: Tapered Short  
Implant Ø: 5.8  
Platform: 4.5 (Green)  
Code: 0041

Model: Tapered PTG  
Implant Ø: 4.2  
Platform: 3.5 (Yellow)  
Code: 0040

Model: Tapered IM  
(Immediate Molar)  
Implant Ø: 7/8  
Platform: 5.7 (Blue)  
Code: 0080

Model: Tapered Tissue Level  
Implant Ø: 3/3.8  
Platform: 3.5 (Yellow)  
Code: 0040

Model: Tapered Tissue Level  
Implant Ø: 4.6  
Platform: 4.5 (Green)  
Code: 0041

Model: Tapered Tissue Level  
Implant Ø: 5.8  
Platform: 5.7 (Blue)  
Code: 0080

Model: Multi Unit  
Implant Ø:  
Platform: Universal  
Code: 0025

## BIOLOK

Model: Hexágono Externo  
Implant Ø: 3.45  
Platform: 3.45  
Code: 0003

## BIOMET 3i

Model: Osseotite External Hex  
Implant Ø: 3.25  
Platform: 3.4  
Code: 0003

Model: Osseotite External Hex  
Implant Ø: 3.75/4  
Platform: 4.1  
Code: 0024

Model: Osseotite External Hex  
Implant Ø: 5  
Platform: 5  
Code: 0058

Model: Certain  
Implant Ø: 3.25/4  
Platform: 3.4  
Code: 0001

Model: Certain  
Implant Ø: 4/5  
Platform: 4.1  
Code: 0002

Model: Certain  
Implant Ø: 5  
Platform: 5  
Code: 0057

Model: Low Profile  
Implant Ø: 5  
Platform: Universal  
Code: 0025

## BIONER

Model: Ikelt / Bikelt  
Implant Ø: 3.3/3.75/4  
Platform: 4.1  
Code: 0024

Model: Ikelt  
Implant Ø: 5  
Platform: 5  
Code: 0058

Model: Hikelt  
Implant Ø: 3.8  
Platform: 3.95  
Code: 0040

Model: Hikelt  
Implant Ø: 4.7  
Platform: 4.9  
Code: 0041

Model: TopDM  
Implant Ø: 3.5  
Platform: 3.5  
Code: 0021

Model: TopDM  
Implant Ø: 4  
Platform: 4  
Code: 0021

Model: TopDM  
Implant Ø: 5  
Platform: 5  
Code: 0021

Model: Short DM  
Implant Ø: 4/5/6  
Platform: Universal  
Code: 0021

Model: Hibikelt  
Implant Ø: 4/5  
Platform: Universal  
Code: 0021

Model: Transepitelial A-5M  
Implant Ø: Transepitelial A-5M  
Platform: Regular  
Code: 0025

## BIOTEC

Model: SPR/CIM  
Implant Ø: 3.3  
Platform: 3.3  
Code: 0040

Model: SPR/CIM  
Implant Ø: 3.75  
Platform: 3.75  
Code: 0040

Model: SPR/SPTT/CIM  
Implant Ø: 4.2  
Platform: 4.2  
Code: 0040

Model: SPR/SPTT/CIM  
Implant Ø: 5  
Platform: 5  
Code: 0040

## BIOTEM

Model: AR Fixture  
Implant Ø: 3.7/4/4.5  
Platform: Regular  
Code: 0030



# COMPATIBILITIES AVAILABLE

## BREIDENT MEDICAL

Model: Narrow Sky  
Implant Ø: 3,5  
Platform: NP 3,5  
Code: 0110

Model: Blue Sky  
Implant Ø: 3,5/4/4,5/5,5  
Platform: 4  
Code: 0111

Model: Blue Sky Classic  
Implant Ø: 3,5/4/4,5  
Platform: 4  
Code: 0111

Model: Copa Sky  
Implant Ø: 3,5/4/4,5/5/6  
Platform: 3,3  
Code: 0251

## BTI

Model: Externa Tiny  
Implant Ø: 2,5/3/3,3/3,5/3,75  
Platform: Tiny 3,5  
Code: 0009

Model: Externa Universal  
Implant Ø: 3,75/4  
Platform: Universal 4,1  
Code: 0024

Model: Externa Universal Plus  
Implant Ø: 4,5/5  
Platform: Universal Plus 4,1  
Code: 0024

Model: Externa  
Implant Ø: 4,5/5/5,5  
Platform: Ancha 5,5  
Code: 0060

Model: Interna  
Implant Ø: 3,3/3,5/3,75  
Platform: 3,5  
Code: 0257

Model: Interna Universal  
Implant Ø: 3,3/3,5/3,75/4/4,25  
Platform: Universal 4,1  
Code: 0010

Model: Interna Universal Plus  
Implant Ø: 4,5/5/5,5  
Platform: Universal Plus 4,1  
Code: 0010

Model: Interna Ancha  
Implant Ø: 5,5/6/6,25  
Platform: Ancha 5,5  
Code: 0059

Model: Multi-IM  
Implant Ø: converter 4,1  
Platform: Universal 4,1  
Code: 0151

Model: Multi-IM  
Implant Ø: converter 5,5  
Platform: Ancha 5,5  
Code: 0177

## BTK

Model: Klassic / Konic  
Implant Ø: 3,25  
Platform: 3,4 EN  
Code: 0003

Model: Klassic / Konic/Line Plus  
Implant Ø: 3,25PL/3,75/4  
Platform: 4,1 ER  
Code: 0024

Model: IS +/-Line Plus IS+  
Implant Ø: 3,3/3,7/4,1/4,8/6  
Platform: DR  
Code: 0029

Model: Klassic / Konic  
Implant Ø: 3,3/3,7/4,1/4,8  
Platform: KR  
Code: 0029

Model: Klassic / Konic  
Implant Ø: 3,25/4  
Platform: 3,5 IR  
Code: 0040

Model: Klassic / Konic  
Implant Ø: 3,25/4  
Platform: 3,5 IR  
Code: 0042

Model: Line Plus IC+  
Implant Ø: 3,25/3,75/4,25/5  
Platform: LR  
Code: 0040

## CAMLOG

Model: Camlog Screw-Line/  
Progressive-Line  
Implant Ø: 3,3  
Platform: 3,3  
Code: 0087

Model: Camlog Screw-Line/  
Progressive-Line  
Implant Ø: 3,8  
Platform: 3,8  
Code: 0011

Model: Camlog Screw-Line/  
Progressive-Line  
Implant Ø: 4,3  
Platform: 4,3  
Code: 0012

Model: Camlog Screw-Line/  
Progressive-Line  
Implant Ø: 5  
Platform: 5  
Code: 0088

Model: Conelog Screw-Line/  
Progressive-Line  
Implant Ø: 3,3  
Platform: 3,3  
Code: 0119

Model: Conelog Screw-Line/  
Progressive-Line  
Implant Ø: 3,8  
Platform: 3,8  
Code: 0120

Model: Conelog Screw-Line/  
Progressive-Line  
Implant Ø: 4,3  
Platform: 4,3  
Code: 0121

## CONEXÃO SISTEMA DE PRÓTESE

Model: Flash  
Implant Ø: 3,5/4,3/5  
Platform: Universal  
Code: 0021

Model: Torq  
Implant Ø: 3,5/3,75/4  
Platform: Universal  
Code: 0021

Model: Expand  
Implant Ø: 3,75/4/5  
Platform: Universal  
Code: 0021

## CORTEX

Model: Internal Hex Dynamix  
Implant Ø: 3,3/3,8/4,2/5/6  
Platform: 3,75  
Code: 0040

Model: Internal Hex Classix  
Implant Ø: 3,3/3,8/4,2/5/6  
Platform: 3,75  
Code: 0040

Model: Internal Hex Saturn  
Implant Ø: 3,8/4,2  
Platform: 3,5  
Code: 0040

Model: Conical Dynamix  
Implant Ø: 3  
Platform: NP  
Code: 0109

Model: Conical Dynamix  
Implant Ø: 3,3/3,8/4,2  
Platform: RP  
Code: 0004

Model: Conical Dynamix  
Implant Ø: 5/6  
Platform: WP  
Code: 0005

Model: Conical Classix  
Implant Ø: 3,3/3,8/4,2  
Platform: RP  
Code: 0004

Model: Conical Classix  
Implant Ø: 5/6  
Platform: WP  
Code: 0005

Model: Conical Magix  
Implant Ø: 3,3/3,8/4,2  
Platform: RP  
Code: 0004

Model: Multi Unit  
Implant Ø:  
Platform: Universal  
Code: 0025

## COWELLMEDI

Model: Inno - External Type  
Implant Ø: 5,0/6,0  
Platform: 5,1  
Code: 0061

Model: Multi S&A  
Abutment Ø 4,5 mm  
Implant Ø: Multi S Abutment  
Platform: Universal  
Code: 0193

## C-TECH

Model: EL Esthetic Line  
Implant Ø: 3,8/4,3/5,1  
Platform: 4  
Code: 0246

Model: Multi Unit  
Implant Ø:  
Platform: Universal  
Code: 0245

## DENTAL TECH

Model: Implagic  
Implant Ø: 4,5  
Platform: 4,5 (Blue)  
Code: 0041

## DENTAURUM

Model: Tiologic  
Implant Ø: 3,3  
Platform: Small  
Code: 0130

Model: Tiologic  
Implant Ø: 3,7/4,2  
Platform: Medium  
Code: 0131

Model: Tiologic  
Implant Ø: 4,8/5,5  
Platform: Large  
Code: 0132

# COMPATIBILITIES AVAILABLE

## DENTEGRIS

Model: SLS-Straight  
Implant Ø: 4.5  
Platform: 4.5  
Code: 0041\_B

Model: Sinus-Lift  
Implant Ø: 4.5  
Platform: 4.5  
Code: 0041\_B

Model: S&T Implants  
Implant Ø: 4.5  
Platform: 4.5  
Code: 0041\_B

## DENTEM

Model: Regular  
Implant Ø:  
Platform: Regular  
Code: 0030

## DENTIS

Model: OneQ-SL  
Implant Ø: 3  
Platform: Narrow  
Code: 0014

Model: OneQ-SL  
Implant Ø: 3.9/4.2/4.7/5.2  
Platform: Regular  
Code: 0030

Model: OneQ-SL  
Implant Ø: 6/7/8  
Platform: Wide  
Code: 0030

Model: s-Clean Tapered /  
Tapered II  
Implant Ø: 3.7  
Platform: Mini  
Code: 0030

Model: s-Clean Tapered /  
Tapered II  
Implant Ø: 4.1/4.3  
Platform: Regular  
Code: 0030

Model: s-Clean Tapered /  
Tapered II  
Implant Ø: 4.8  
Platform: Wide  
Code: 0030

Model: s-Clean Straight  
Implant Ø: 4.1/4.8  
Platform: 4.1/4.8  
Code: 0030

Model: s-Clean Save  
Implant Ø: 5.5/6  
Platform: 5.5/6  
Code: 0030

Model: SQ-SL  
Implant Ø: 3.5  
Platform: Narrow  
Code: 0014

Model: SQ-SL  
Implant Ø: 4/4.5/5  
Platform: Regular  
Code: 0030

Model: SQ-SL  
Implant Ø: 6/7/8  
Platform: Wide  
Code: 0030

Model: e-Clean  
Implant Ø: 3.5  
Platform: Mini  
Code: 0023

Model: e-Clean  
Implant Ø: 4.1  
Platform: Regular  
Code: 0024

Model: e-Clean  
Implant Ø: 5.1  
Platform: Wide  
Code: 0061

Model: i-Clean Tapered  
Implant Ø: 3.7  
Platform: Mini  
Code: 0037

Model: i-Clean Tapered  
Implant Ø: 4.1/4.3  
Platform: Regular  
Code: 0037

Model: i-Clean Tapered  
Implant Ø: 4.8  
Platform: Wide  
Code: 0037

Model: i-Clean Straight  
Implant Ø: 4.1/4.8  
Platform: 4.8  
Code: 0037

Model: Octa Abutment  
Implant Ø: Universal  
Platform: Universal  
Code: 0074

## DENTIUM

Model: NR Line  
Implant Ø: 3.1  
Platform: 3.2  
Code: 0190

Model: NR Line  
Implant Ø: 3.1  
Platform: 3.6  
Code: 0190

Model: NR Line  
Implant Ø: 3.6  
Platform: 3.6  
Code: 0191

Model: NR Line  
Implant Ø: 4.3  
Platform: 4.3  
Code: 0191

Model: NR Line  
Implant Ø: 5  
Platform: 5  
Code: 0191

Model: NR Line  
Implant Ø: 6  
Platform: 6  
Code: 0191

Model: Multi Unit NR Line  
Implant Ø:  
Platform: 5  
Code: 0192

Model: SimpleLine II  
Implant Ø: 3.8/4.3  
Platform: 4.8  
Code: 0074

Model: SimpleLine II  
Implant Ø: 3.8/4.3  
Platform: 4.8  
Code: 0037

Model: SimpleLine II  
Implant Ø: 4.3/4.8  
Platform: 6.5  
Code: 0096

Model: SuperLine/SuperLine II/  
Implantium  
Implant Ø: 3.4  
Platform: 3.6  
Code: 0030

Model: SuperLine/SuperLine II/  
Implantium  
Implant Ø: 3.8  
Platform: 4  
Code: 0030

Model: SuperLine/SuperLine II/  
Implantium  
Implant Ø: 4.3  
Platform: 4.5  
Code: 0030

Model: SuperLine/SuperLine II/  
Implantium  
Implant Ø: 4.8  
Platform: 5  
Code: 0030

Model: SuperLine/SuperLine II/  
Implantium  
Implant Ø: 4.8  
Platform: 6  
Code: 0030

Model: Multi Unit Superline and  
Implantium  
Implant Ø:  
Platform: 4.5  
Code: 0193

## DIO IMPLANTS

Model: SM System  
Implant Ø: 4.5/5/5.3  
Platform: Regular/Wide  
Code: 0013

Model: UF II Narrow  
Implant Ø: 3/3.3  
Platform: Narrow  
Code: 0014

Model: UF II  
Implant Ø: 3.8/4/4.5/5/5.5  
Platform: Regular  
Code: 0030

Model: External  
Implant Ø: 3.3/3.8  
Platform: Narrow 3.5  
Code: 0023

Model: External  
Implant Ø: 3.75/4/4.5  
Platform: Regular 4.1  
Code: 0024

Model: External  
Implant Ø: 5/5.3/5.5/6  
Platform: Wide 5.1  
Code: 0061

Model: Internal OCTA  
Implant Ø:  
Platform: 4.8  
Code: 0074

Model: Multi Unit  
Implant Ø:  
Platform: Universal  
Code: 0247

## DITRON

Model: Ultimate Matrix  
Implant Ø: 3.75/4.2  
Platform: 3.75  
Code: 0040

Model: Ultimate Matrix  
Implant Ø: 5  
Platform: 4  
Code: 0040

Model: Ultimate Matrix  
Implant Ø: 6  
Platform: 4.6  
Code: 0040

Model: MPI Matrix  
Implant Ø: 3.5  
Platform: 3.5  
Code: 0040

Model: MPI Matrix  
Implant Ø: 3.75  
Platform: 3.75  
Code: 0040

Model: MPI Matrix  
Implant Ø: 4.2  
Platform: 4.2  
Code: 0040

Model: MPI Matrix  
Implant Ø: 5  
Platform: 5  
Code: 0040

Model: MPI Matrix  
Implant Ø: 6  
Platform: 6  
Code: 0040

## DMI DENTAL SUPPLY

Model: DCI/DSI  
Implant Ø: 3.3/3.5/3.75/4.2/5/6  
Platform: 3.75  
Code: 0040

# COMPATIBILITIES AVAILABLE

## DSP BIOMEDICAL

Model: Hexágono Externo  
Implant Ø: 3,75/4/5//3,5/3,8/4,3  
Platform: 4.1  
Code: 0024

## EASY IMPLANT

Model: Master C  
Implant Ø: 3,5  
Platform: 3,5 (Ocean)  
Code: 0004

Model: Master C  
Implant Ø: 4  
Platform: 4 (Ocean)  
Code: 0004

Model: Master C  
Implant Ø: 4,5  
Platform: 4,5 (Lilas)  
Code: 0030

Model: Master C  
Implant Ø: 5  
Platform: 5 (Lilas)  
Code: 0030

Model: Master S  
Implant Ø: 3,3  
Platform: 3,3 (Ocean)  
Code: 0004

Model: Master S  
Implant Ø: 3,75  
Platform: 3,75 (Lilas)  
Code: 0030

Model: Master S  
Implant Ø: 4,25  
Platform: 4,25 (Lilas)  
Code: 0030

Model: Master S  
Implant Ø: 4,75  
Platform: 4,75 (Lilas)  
Code: 0030

Model: Master L  
Implant Ø: 3,3  
Platform: 3,3 (Lilas)  
Code: 0030

Model: Master L  
Implant Ø: 3,75  
Platform: 3,75 (Lilas)  
Code: 0030

Model: Master L  
Implant Ø: 4,25  
Platform: 4,25 (Lilas)  
Code: 0030

Model: Master L  
Implant Ø: 4,75  
Platform: 4,75 (Lilas)  
Code: 0030

Model: MINI  
Implant Ø: 3  
Platform: 3  
Code: 0176

Model: Hexcel-S  
Implant Ø: 3,3  
Platform: 3,3  
Code: 0003

Model: Hexcel-S  
Implant Ø: 3,75  
Platform: 4,1  
Code: 0024

Model: Hexcel-S  
Implant Ø: 4,25  
Platform: 4,1  
Code: 0024

Model: Hexcel-S  
Implant Ø: 4,75  
Platform: 5  
Code: 0058

Model: Multi Unit Conical  
Abutment  
Implant Ø:  
Platform: Universal  
Code: 0025

## ECKERMANN

Model: All-Spiral  
Implant Ø: 4  
Platform: Regular  
Code: 0069

Model: Duplo  
Implant Ø: 4  
Platform: Regular  
Code: 0070

Model: Hexagon  
Implant Ø: 3/3,5/4/4,5/5  
Platform: 4.1  
Code: 0024

Model: Winner  
Implant Ø: 3/3,5/4  
Platform: 3,5  
Code: 0040\_B

Model: Winner  
Implant Ø: 3/3,5/4  
Platform: 3,5  
Code: 0042

Model: Winner  
Implant Ø: 4/4,5/5  
Platform: 4,5  
Code: 0041\_B

Model: Winner  
Implant Ø: 4/4,5/5  
Platform: 4,5  
Code: 0043

## ELITE MEDICA

Model: Conexión Externa  
Implant Ø: 3,75  
Platform: Narrow  
Code: 0023

Model: Conexión Externa  
Implant Ø: 4  
Platform: Regular  
Code: 0024

Model: Conexión Externa  
Implant Ø: 5  
Platform: Wide  
Code: 0061

## EUROTEKNIKA

Model: Naturactis  
Implant Ø: 3,5  
Platform: 3,4  
Code: 0004

Model: Naturactis  
Implant Ø: 4  
Platform: 3,8  
Code: 0004

Model: Naturactis  
Implant Ø: 4,5  
Platform: 4,3  
Code: 0004

Model: Naturactis  
Implant Ø: 5  
Platform: 4,8  
Code: 0004

Model: Uneva  
Implant Ø: 3,6  
Platform: 4,1  
Code: 0024

Model: Uneva  
Implant Ø: 4,1  
Platform: 4,1  
Code: 0024

Model: Uneva  
(Platform Switching)  
Implant Ø: 4,8  
Platform: 4,1  
Code: 0024

Model: Uneva  
(Platform Switching)  
Implant Ø: 6  
Platform: 4,1  
Code: 0024

Model: Natea  
Implant Ø: 3,6/4,1/4,8  
Platform: Narrow  
Code: 0004

Model: Natea  
Implant Ø: 3,6/4,1/4,8  
Platform: Regular  
Code: 0004

Model: Natea  
Implant Ø: 6  
Platform: Wide  
Code: 0004

Model: Aesthetica  
Implant Ø: 4,1  
Platform: 4,8  
Code: 0074

Model: Aesthetica  
Implant Ø: 4,1  
Platform: 4,8  
Code: 0037

Model: Aesthetica  
Implant Ø: 4,8  
Platform: 6,5  
Code: 0096

Model: Naturall  
Implant Ø: 3,5  
Platform: Narrow  
Code: 0004

Model: Naturall  
Implant Ø: 4/4,5  
Platform: Regular  
Code: 0004

Model: Naturall  
Implant Ø: 5  
Platform: Wide  
Code: 0004

Model: Ibone E/Ibone S  
Implant Ø: 3,8/4,3/4,8  
Platform: 3,5  
Code: 0004

Model: Ibone E/Ibone S  
Implant Ø: 4,8/5,5/6,2  
Platform: 4,3  
Code: 0004

Model: Ibone G  
Implant Ø: 4,8/5,5  
Platform: RP  
Code: 0037

Model: Ibone G  
Implant Ø: 5,5/6,2  
Platform: WP  
Code: 0096

Model: Multi Unit Tetra  
Implant Ø: 4,1  
Platform: Universal  
Code: 0025

## F&B IMPLANT (FIT & BRILLANT)

Model: FA Submerged Fixture  
Implant Ø: 3,9  
Platform: Narrow  
Code: 0030

Model: FA Submerged Fixture  
Implant Ø: 4,1/4,4  
Platform: Regular  
Code: 0030

Model: FA Submerged Fixture  
Implant Ø: 4,8  
Platform: Wide  
Code: 0030

Model: FA Submerged Fixture  
Implant Ø: 5,3/5,8/6,3/6,8  
Platform: Ultra-Wide  
Code: 0030

## GALIMPLANT

Model: Conexión Externa  
Implant Ø: 3,5/4  
Platform: 4  
Code: 0024

Model: Conexión Interna  
Implant Ø: 3,5  
Platform: 3,5  
Code: 0004

# COMPATIBILITIES AVAILABLE

Model: Conexión Interna  
Implant Ø: 4  
Platform: 4  
Code: 0004

Model: Conexión Interna  
Implant Ø: 5  
Platform: 5  
Code: 0004

Model: Pilar multi-posicion recto/  
Pilar multi-posicion angulado  
Implant Ø: Universal  
Platform: Universal  
Code: 0025

## GC TECH

Model: AADVA Standard /  
Tapered Implants  
Implant Ø: 3.3  
Platform: Narrow  
Code: 0196

Model: AADVA Standard /  
Tapered Implants  
Implant Ø: 4  
Platform: Regular  
Code: 0197

Model: AADVA Standard /  
Tapered Implants  
Implant Ø: 5  
Platform: Wide  
Code: 0198

## GMI (ILERIMPLANT)

Model: Phoenix  
Implant Ø: 3.3/3.75/4  
Platform: Standard 4.1  
Code: 0024

Model: Phoenix  
Implant Ø: 5  
Platform: Wide 5.1  
Code: 0061

Model: Frontier  
Implant Ø: 3.3/3.75/4.25  
Platform: RP 3.3  
Code: 0040\_B

Model: Frontier  
Implant Ø: 3.75/5.75  
Platform: WP 4.3  
Code: 0041\_B

Model: Universal  
Implant Ø: Universal  
Platform: PS-RP 4.8  
Code: 0025

Model: Avanguard  
Implant Ø: 3.75/4.25  
Platform: RP  
Code: 0243

## GT MEDICAL

Model: Best Fit Octógono Interno  
Implant Ø: 3.7/4.3/4.8  
Platform: Regular  
Code: 0074

Model: Best Fit Octógono Interno  
Implant Ø: 3.7/4.3/4.8  
Platform: Regular  
Code: 0037

Model: Best Fit Hexágono Interno  
Implant Ø: 3.7/4.1/4.3/4.8  
Platform: Wide  
Code: 0005

Model: Best Fit Hexágono Externo  
Implant Ø: 3.5  
Platform: Narrow  
Code: 0023

Model: Best Fit Hexágono Externo  
Implant Ø: 4.1  
Platform: Regular  
Code: 0024

Model: Best Fit Hexágono Externo  
Implant Ø: 5.1  
Platform: Wide  
Code: 0061

## HAHN IMPLANT (GLIDEWELL)

Model: Hahn Tapered Implant  
Implant Ø: 3.5/4.3  
Platform: 3.5/4.3  
Code: 0021

Model: Hahn Tapered Implant  
Implant Ø: 5  
Platform: 5  
Code: 0022

Model: Hahn Tapered Implant  
Implant Ø: 7  
Platform: 7  
Code: 0124

Model: Multi-Unit Abutment system  
Implant Ø: Universal  
Platform: Universal  
Code: 0025

## HIOSSEN

Model: ETIII SA / ETIII SA  
Implant Ø: 3.5  
Platform: Mini  
Code: 0029

Model: ETIII SA / ETIII SA / ETIV SA  
Implant Ø: 4/4.5/5  
Platform: Regular  
Code: 0030

Model: ETIII BA  
Implant Ø: 3.5  
Platform: Mini  
Code: 0029

Model: ETIII BA  
Implant Ø: 4/4.5/5  
Platform: Regular  
Code: 0030

## HI-TEC

Model: Tapered Self Thread  
Implant Ø: 3.3/3.75  
Platform: 3.5  
Code: 0040

Model: Tapered Self Thread  
Implant Ø: 4.2/5  
Platform: 4.5  
Code: 0041

Model: Logic Plus  
Implant Ø: 3.5  
Platform: 3.7  
Code: 0040

Model: Logic Plus  
Implant Ø: 4.3  
Platform: 3.9  
Code: 0040

## IBS

Model: Magic FC  
Implant Ø: 4/4.5/5/5.5/6/6.5  
Platform: 3.8  
Code: 0030

Model: N.R. Fix  
Implant Ø: 3/3.5  
Platform: 3.8  
Code: 0030

## IDO IMPLANTS

Model: I Do Implant  
Implant Ø: 3.8/4/4.5/5/5.5/6/7  
Platform: Universal  
Code: 0030

## IHDE DENTAL (IMBIODENT)

Model: Bone Level Plus  
Implant Ø: 3.3  
Platform: 3.3  
Code: 0033

Model: Bone Level Plus  
Implant Ø: 4.1  
Platform: 4.1  
Code: 0035

Model: Bone Level Plus  
Implant Ø: 4.8  
Platform: 4.8  
Code: 0035

## IMPLANT DIRECT

Model: RePlus / Replant /  
Reactive  
Implant Ø: 3.5/3.7/4.2  
Platform: 3.5  
Code: 0026

Model: RePlus / Replant /  
Reactive  
Implant Ø: 4.3/4.7  
Platform: 4.3  
Code: 0027

Model: RePlus / Replant /  
Reactive  
Implant Ø: 5/5.7  
Platform: 5  
Code: 0028

Model: Legacy  
Implant Ø: 3.7/4.2  
Platform: 3.5  
Code: 0040

Model: Legacy  
Implant Ø: 4.7/5.2  
Platform: 4.5  
Code: 0041

Model: Swishplant / Swishplus  
Implant Ø: 4.1/4.8  
Platform: 4.8  
Code: 0074

Model: Swishplant / Swishplus  
Implant Ø: 4.1/4.8  
Platform: 4.8  
Code: 0037

Model: Swishplant / Swishplus  
Implant Ø: 4.8/5.7  
Platform: 6.5  
Code: 0096

Model: SwishActive  
Implant Ø: 3.3  
Platform: 3  
Code: 0021

Model: SwishActive  
Implant Ø: 4.1/4.8  
Platform: 3.4  
Code: 0022

Model: Interactive  
Implant Ø: 3.2/3.7  
Platform: 3  
Code: 0021

Model: Interactive  
Implant Ø: 4.3/5  
Platform: 3.4  
Code: 0022

Model: Simply Iconic  
Implant Ø: 3.2/3.7/4.2  
Platform: Purple 3.0  
Code: 0021

Model: Simply Iconic  
Implant Ø: 4.7/5.2/5.7  
Platform: Gold 3.4  
Code: 0022

Model: Multi Unit Abutment  
Implant Ø:  
Platform: 5  
Code: 00158

## IMPLANT GENESIS

Model: Aktiv System  
Implant Ø: 3.5/3.75/4.2/5  
Platform: Standard  
Code: 0040

## IMPLANTSWISS

Model: Bone Level  
Implant Ø: 3.3  
Platform: 3.3  
Code: 0004

Model: Bone Level  
Implant Ø: 3.7  
Platform: 3.7  
Code: 0030

Model: Bone Level  
Implant Ø: 4.3  
Platform: 4.3  
Code: 0030

Model: Bone Level  
Implant Ø: 4.8  
Platform: 4.8  
Code: 0030

# COMPATIBILITIES AVAILABLE

Model: Bone Level  
Implant Ø: 5.5  
Platform: 5.5  
Code: 0030

Model: Multi Unit Abutment  
Implant Ø: Universal  
Platform: 4.8  
Code: 0025

## INTRA-LOCK

Model: Unihex  
Implant Ø: 4  
Platform: Regular  
Code: 0024

Model: Unihex  
Implant Ø: 4.75  
Platform: Wide  
Code: 0024

Model: IntraHex  
Implant Ø: 3.75/4  
Platform: 3.5  
Code: 0040

Model: IntraHex  
Implant Ø: 4.75  
Platform: 4.5  
Code: 0041

## JDENTALCARE

Model: JDEvolution/  
JDEvolution Plus  
Implant Ø: 3.7  
Platform: 3.7  
Code: 0040

Model: JDEvolution/  
JDEvolution Plus  
Implant Ø: 4.3/5  
Platform: 4  
Code: 0040

Model: JDEvolution/  
JDEvolution Plus  
Implant Ø: 6  
Platform: 5  
Code: 0040

Model: JD Pterygo  
Implant Ø: 4  
Platform: 4  
Code: 0040

Model: JD ICON/JD ICON F  
Implant Ø: 3.9  
Platform: 3.9  
Code: 0022

Model: JD ICON/JD ICON F  
Implant Ø: 4.3  
Platform: 4  
Code: 0022

Model: JD ICON/JD ICON F  
Implant Ø: 5  
Platform: 4.7  
Code: 0022

Model: JD ICON Plus  
Implant Ø: 3.7  
Platform: 3.7  
Code: 0015

Model: JD ICON Plus  
Implant Ø: 4.3  
Platform: 4  
Code: 0015

Model: JD ICON Plus  
Implant Ø: 5  
Platform: 4.8  
Code: 0015

Model: JD ICON Plus T  
Implant Ø: 3.5  
Platform: 3.5  
Code: 0015

Model: JD ICON Plus T  
Implant Ø: 4  
Platform: 3.5  
Code: 0015

Model: JD ICON Plus T  
Implant Ø: 4.5  
Platform: 3.5  
Code: 0015

Model: Conical Abutment  
Implant Ø:  
Platform: Universal  
Code: 0025

## KEYSTONE

Model: Restore  
Implant Ø: 3.75/4  
Platform: RD 4.1  
Code: 0024

Model: Restore  
Implant Ø: 5/6  
Platform: WD 5  
Code: 0061

Model: Internal TiLobe  
PrimaConnex  
Implant Ø: 3.3/3.5  
Platform: 3.5  
Code: 0044

Model: Internal TiLobe  
PrimaConnex  
Implant Ø: 4/4.1  
Platform: 4.1  
Code: 0045

Model: Internal TiLobe  
PrimaConnex  
Implant Ø: 5  
Platform: 5  
Code: 0046

Model: Internal TiLobe Prima Plus  
Implant Ø: 3.5  
Platform: 3.5  
Code: 0044

Model: Internal TiLobe Prima Plus  
Implant Ø: 4.1  
Platform: 4.1  
Code: 0045

Model: Internal TiLobe Prima Plus  
Implant Ø: 5/6  
Platform: 5  
Code: 0046

## KLOCKNER

Model: Essential Cone  
Implant Ø: 3.5/4/4.5  
Platform: 4.5  
Code: 0054

Model: Essential Cone  
Implant Ø: 4.8  
Platform: 6  
Code: 0071

Model: Essential Cone Pilar 25°  
Implant Ø: 3.5/4/4.5  
Platform: 4.5  
Code: 0054

Model: Essential Cone  
Octacone 12°  
Implant Ø: 3.5/4/4.5  
Platform: 4.5  
Code: 0054

Model: KL  
Implant Ø: 3.3  
Platform: Narrow  
Code: 0023

Model: KL  
Implant Ø: 3.7/4.2  
Platform: Regular  
Code: 0024

Model: KL  
Implant Ø: 4.7  
Platform: Wide  
Code: 0061

Model: Vega  
Implant Ø: 3.5  
Platform: NV  
Code: 0082

Model: Vega  
Implant Ø: 4/4.5  
Platform: RV  
Code: 0083

Model: Vega+  
Implant Ø: 5  
Platform: NV  
Code: 0082

Model: Vega+  
Implant Ø: 4.1/4.6  
Platform: RV  
Code: 0083

Model: Multi Unit Permanent  
Implant Ø: 4.2  
Platform: Universal  
Code: 0173

## KUWOTECH

Model: KISPLANT  
Implant Ø: Cono Morse +  
Hexágono Interno  
Platform: 3.5  
Code: 0030

Model: KISPLANT  
Implant Ø: Cono Morse +  
Hexágono Interno  
Platform: 4/4.5/5/5.5/6  
Code: 0030

## LASAK

Model: Bioniq  
Implant Ø: 2.9  
Platform: QN (Amarillo)  
Code: 0166

Model: Bioniq  
Implant Ø: 3.5  
Platform: QR (Azul)  
Code: 0167

Model: Bioniq  
Implant Ø: 4  
Platform: QR (Azul)  
Code: 0167

Model: Bioniq  
Implant Ø: 5  
Platform: QR (Azul)  
Code: 0167

## LEADER

Model: Tixos Internal Hex  
Implant Ø: 3.3  
Platform: 3.5  
Code: 0040

Model: Tixos Internal Hex  
Implant Ø: 3.75  
Platform: 4  
Code: 0040

Model: Tixos External Hex  
Implant Ø: 3.3/3.75  
Platform: 4.1  
Code: 0024

Model: Tixos External Hex  
Implant Ø: 5  
Platform: 5  
Code: 0058

## MEDENTIKA

Model: Multi Unit  
Implant Ø:  
Platform: Universal  
Code: 0025

# COMPATIBILITIES AVAILABLE

## MEDENTIS

Model: Premium/Active Master  
Implant Ø: 3.3  
Platform: 3.3 (Pink)  
Code: 0249

Model: Premium/Active Master  
Implant Ø: 3.75  
Platform: 3.75 (Red)  
Code: 0125

Model: Premium/Active Master  
Implant Ø: 4.1  
Platform: 4.1 (Green)  
Code: 0125

Model: Premium/Active Master  
Implant Ø: 4.8  
Platform: 4.8 (Blue)  
Code: 0125

## MEGAGEN

Model: AnyRidge  
Implant Ø: 3.5  
Platform: Small  
Code: 0015

Model: AnyRidge  
Implant Ø: 4/4.5  
Platform: Regular  
Code: 0015

Model: AnyRidge  
Implant Ø: 5/5.5  
Platform: Wide  
Code: 0015

Model: AnyOne Internal  
Implant Ø: 3.5/4/4.5/5/6/7  
Platform: General  
Code: 0030

Model: AnyOne External  
Implant Ø: 3.5  
Platform: Small 3.5  
Code: 0023

Model: AnyOne External  
Implant Ø: 4  
Platform: Regular 4.1  
Code: 0024

Model: AnyOne External  
Implant Ø: 4.5  
Platform: Regular 4.5  
Code: 0024

Model: AnyOne External  
Implant Ø: 5  
Platform: Wide 5  
Code: 0058

Model: AnyOne External  
Implant Ø: 6  
Platform: SuperWide 5.5  
Code: 0058

Model: Cone Abutment  
Implant Ø: Universal  
Platform: 3.8  
Code: 0128

Model: Cone Abutment  
Implant Ø: Universal  
Platform: 4.8  
Code: 0074

Model: Mini Narrow Ridge  
Implant Ø: 3/3.4  
Platform: Mini  
Code: 0014

Model: ExFeel  
Implant Ø: 3.5  
Platform: Small  
Code: 0037

Model: ExFeel  
Implant Ø: 4.1  
Platform: Regular  
Code: 0037

Model: ExFeel  
Implant Ø: 4.8/5  
Platform: Wide  
Code: 0037

Model: Multi Unit N Type  
Implant Ø: Multi Unit N Type  
Platform: Universal  
Code: 0025

Model: Multi Unit S Type  
Implant Ø: Multi Unit S Type  
Platform: Universal  
Code: 0264

## MICRODENT

Model: Universal  
Implant Ø: 2.8/3.25  
Platform: 3.5  
Code: 0003

Model: Universal  
Implant Ø: 3.3/3.5/3.75/4  
Platform: 4.1  
Code: 0024

Model: Universal  
Implant Ø: 4.2/5  
Platform: 5.1  
Code: 0058

Model: System  
Implant Ø: 2.8/3.25  
Platform: 3.5  
Code: 0003

Model: Ektos  
Implant Ø: 3.7/4.2  
Platform: 3.5  
Code: 0040\_B

## MIS

Model: Lance  
Implant Ø: 3.75/4.2  
Platform: Standard  
Code: 0024

Model: Lance  
Implant Ø: 5  
Platform: Wide  
Code: 0058

Model: Multi-Unit  
Implant Ø:  
Platform: General  
Code: 0020

Model: Seven  
Implant Ø: 3.3  
Platform: Narrow  
Code: 0019

Model: Seven  
Implant Ø: 3.75/4.2  
Platform: Standard  
Code: 0040

Model: Seven  
Implant Ø: 5/6  
Platform: Wide  
Code: 0041

Model: M4  
Implant Ø: 3.3  
Platform: Narrow  
Code: 0019

Model: M4  
Implant Ø: 3.7/4.2  
Platform: Standard  
Code: 0040

Model: M4  
Implant Ø: 5/6  
Platform: Wide  
Code: 0041

Model: C1  
Implant Ø: 3.3  
Platform: Narrow  
Code: 0016

Model: C1  
Implant Ø: 3.75/4.2  
Platform: Standard  
Code: 0017

Model: C1  
Implant Ø: 5  
Platform: Wide  
Code: 0018

Model: V3  
Implant Ø: 3.9/4.3/5  
Platform: Standard  
Code: 0017

## MONOIMPLANT

Model: Monoimplant Multi Unit  
Implant Ø: 3/3.7/4.1  
Platform: 4.8  
Code: 0025

## MOZO-GRAU (TICARE)

Model: MG Osseous  
Implant Ø: 3.3  
Platform: 3.4 Mini  
Code: 0003

Model: MG Osseous  
Implant Ø: 3.4/3.75/4.25  
Platform: 4.1 Standard  
Code: 0024

Model: MG Osseous  
Implant Ø: 5  
Platform: 5 Maxi  
Code: 0061

Model: MG Inhex  
Implant Ø: 3.3  
Platform: 2.3 Mini  
Code: 0109

Model: MG Inhex  
Implant Ø: 3.75/4.25  
Platform: 2.8 Standard  
Code: 0004

Model: MG Inhex  
Implant Ø: 5  
Platform: 3.8 Maxi  
Code: 0005

## MPI

Model: Conexión Externa HE  
Privilege  
Implant Ø: 3.3  
Platform: 3.5  
Code: 0009

Model: Conexión Externa HE  
Privilege  
Implant Ø: 3.3/4  
Platform: 4.1  
Code: 0024

Model: Conexión Externa HE  
Privilege  
Implant Ø: 5  
Platform: 5  
Code: 0058

Model: Privilege CM  
Implant Ø: 3.5/4  
Platform: Regular  
Code: 0004

# COMPATIBILITIES AVAILABLE

Model: Privilege CM  
Implant Ø: 5  
Platform: Wide  
Code: 0005

Model: Excellence CM  
Implant Ø: 3.5/4  
Platform: Regular  
Code: 0004

Model: Excellence CM  
Implant Ø: 5  
Platform: Wide  
Code: 0005

## NEOBIOTECH

Model: EB External System  
Implant Ø: 3.5  
Platform: Narrow  
Code: 0023

Model: IS Implant System  
Implant Ø: 3.2  
Platform: S-Narrow  
Code: 0029

Model: IS Implant System  
Implant Ø: 3.5  
Platform: Narrow  
Code: 0030

Model: IS Implant System  
Implant Ø: 4  
Platform: Regular  
Code: 0030

Model: IS Implant System  
Implant Ø: 4.5  
Platform: Regular  
Code: 0030

Model: IS Implant System  
Implant Ø: 5  
Platform: Wide  
Code: 0030

Model: IS Implant System  
Implant Ø:  
Platform: 4.8  
Code: 0025

## NEODENT

Model: Helix GM/Drive GM/  
Titamax GM  
Implant Ø: 3.5/3.75/4/4.3/5/6  
Platform: Regular  
Code: 0186

Model: Smart HE  
Implant Ø: 3.75/4  
Platform: 4.1  
Code: 0024

Model: Helix HE  
Implant Ø: 3.75/4/4.3  
Platform: 4.1  
Code: 0024

Model: Mini Pilar CM /  
Mini Pilar Angulado CM  
Implant Ø: Mini Pilar CM /  
Mini Pilar Angulado CM  
Platform: Universal  
Code: 0025

## NEOSS

Model: ProActive Straight/  
Tapered/Edge  
Implant Ø: 3.5 Green  
Platform: Standard  
Code: 0047

Model: ProActive Straight/  
Tapered/Edge  
Implant Ø: 4 Yellow  
Platform: Standard  
Code: 0047

Model: ProActive Straight/  
Tapered/Edge  
Implant Ø: 4.5 Blue  
Platform: Standard  
Code: 0048

Model: ProActive Straight/  
Tapered/Edge  
Implant Ø: 5 Peach  
Platform: Standard  
Code: 0048

Model: ProActive Straight/  
Tapered/Edge  
Implant Ø: 5 Lilac  
Platform: Standard  
Code: 0048

Model: ProActive Wide  
Implant Ø: 6  
Platform: Standard  
Code: 0048

Model: ProActive Sinus  
Implant Ø: 6.5  
Platform: Standard  
Code: 0048

Model: Short Implant  
Implant Ø: 3.5/4/4.5  
Platform: Standard  
Code: 0047

Model: Short Implant  
Implant Ø: 5/5.5/6/6.5  
Platform: Standard  
Code: 0048

## NOBEL BIOCARE

Model: Branemark  
Implant Ø: 3.3  
Platform: Narrow  
Code: 0023

Model: Branemark  
Implant Ø: 3.75/4  
Platform: Regular  
Code: 0024

Model: Branemark  
Implant Ø: 5/6  
Platform: Wide  
Code: 0061

Model: Multi-Unit  
Implant Ø: Regular  
Platform: Regular  
Code: 0025

Model: Standard  
Implant Ø:  
Platform: Regular  
Code: 0077

Model: Replace  
Implant Ø: 3.5  
Platform: Narrow  
Code: 0026

Model: Replace  
Implant Ø: 4.3  
Platform: Regular  
Code: 0027

Model: Replace  
Implant Ø: 5  
Platform: Wide  
Code: 0028

Model: Replace  
Implant Ø: 6  
Platform: Platform 6  
Code: 0129

Model: Active/Replace  
Conical Connection  
Implant Ø: 3  
Platform: Mini 3.0  
Code: 0159

Model: Active/Replace  
Conical Connection  
Implant Ø: 3.5  
Platform: Narrow  
Code: 0021

Model: Active/Replace  
Conical Connection  
Implant Ø: 4.3/5  
Platform: Regular  
Code: 0022

Model: Active/Replace  
Conical Connection  
Implant Ø: 5.5  
Platform: Wide  
Code: 0124

Model: NobelSpeedy  
Implant Ø: 3.3  
Platform: Narrow  
Code: 0023

Model: NobelSpeedy  
Implant Ø: 4/5  
Platform: Regular  
Code: 0024

Model: NobelSpeedy  
Implant Ø: 5/6  
Platform: Wide  
Code: 0061

Model: NobelParallel  
Implant Ø: 3.75  
Platform: Narrow  
Code: 0021

Model: NobelParallel  
Implant Ø: 4.3/5  
Platform: Regular  
Code: 0022

Model: NobelParallel  
Implant Ø: 5.5  
Platform: Wide  
Code: 0124

## NORIS MEDICAL

Model: Tuff  
Implant Ø: 3.3/3.75/4.2/5/6  
Platform: 3.75  
Code: 0040

Model: Tuff TT  
Implant Ø: 3.3/3.75/4.2/5/6  
Platform: 3.75  
Code: 0040

Model: Onix  
Implant Ø: 3.3/3.75/4.2/5/6  
Platform: 3.75  
Code: 0040

Model: Cortical  
Implant Ø: 4.0/5/6  
Platform: 3.75  
Code: 0040

Model: PteryCore  
Implant Ø: 4.2  
Platform: 3.75  
Code: 0040

Model: PteryFit  
Implant Ø: 4.2  
Platform: 3.75  
Code: 0040

## NORMON

Model: Normoimplant HE  
Implant Ø: 3.25/3.75/4.25/4.75  
Platform: 4.1  
Code: 0024

Model: Normoimplant HI  
Implant Ø: 3.75/4.25/4.75  
Platform: 3.5  
Code: 0040\_B

## NOVA IMPLANTS

Model: PSI/PCI  
Implant Ø: 3.3/3.75/4.2/5/6  
Platform: 3.75  
Code: 0040\_B

## OSSTEM IMPLANT

Model: TS  
Implant Ø: 3.5  
Platform: Mini 3.5  
Code: 0029

Model: TS  
Implant Ø: 4/4.5/5/6/7  
Platform: Regular  
Code: 0030

Model: US  
Implant Ø: 3.3/3.5  
Platform: Mini 3.5  
Code: 0023

Model: US  
Implant Ø: 3.75/4/4.5  
Platform: Regular 4.1  
Code: 0024

# COMPATIBILITIES AVAILABLE

Model: US  
Implant Ø: 5/5.5  
Platform: Wide 5.1  
Code: 0061

Model: US  
Implant Ø: 5/5.5  
Platform: Wide PS 5  
Code: 0058

Model: Multi Unit Abutment/  
Esthetic Low abutment  
Implant Ø: Universal  
Platform: Regular  
Code: 0025

## OSTEOPLUS

Model: She  
Implant Ø: 3.45  
Platform: 3.45  
Code: 0009

Model: She  
Implant Ø: 3.75 / 4  
Platform: 4  
Code: 0024

Model: Shi  
Implant Ø: 3.3 / 3.75 / 4.2  
Platform: 3.5  
Code: 0040

## OXY

Model: K1 Line  
Implant Ø: 3.5/4/4.5/5  
Platform: Regular  
Code: 0015

Model: K1 Line  
Implant Ø: 5.5/6/6.5  
Platform: Wide  
Code: 0015

Model: PSK Line  
Implant Ø: 3.5/4/4.5/5  
Platform: Regular  
Code: 0015

Model: MD Line KONE  
Implant Ø: 3.75/4.25/5  
Platform: Regular  
Code: 0015

Model: MD Line Ext  
Implant Ø: 3.75/4.25  
Platform: Standard  
Code: 0024

Model: Fixo  
Implant Ø: Universal  
Platform: 4.8  
Code: 0242

## PALTOP

Model: Advanced classic  
Implant Ø: 3.25  
Platform: Narrow (blue)  
Code: 0229

Model: Advanced classic  
Implant Ø: 3.75/4.2/5  
Platform: Standard  
Code: 0040\_B

Model: Advanced classic  
Implant Ø: 3.75/4.2/5  
Platform: Standard  
Code: 0042

Model: Advanced classic  
Implant Ø: 6  
Platform: Wide (purple)  
Code: 0041

Model: Advanced +  
Implant Ø: 3.25  
Platform: Narrow (blue)  
Code: 0229

Model: Advanced +  
Implant Ø: 3.75/4.2/5  
Platform: Standard  
Code: 0040\_B

Model: Advanced +  
Implant Ø: 3.75/4.2/5  
Platform: Standard  
Code: 0042

Model: Advanced +  
Implant Ø: 6  
Platform: Wide (purple)  
Code: 0041

Model: Dynamic  
Implant Ø: 3.25  
Platform: Narrow (blue)  
Code: 0229

Model: Dynamic  
Implant Ø: 3.75/4.2/5  
Platform: Standard  
Code: 0040\_B

Model: Dynamic  
Implant Ø: 3.75/4.2/5  
Platform: Standard  
Code: 0042

Model: Dynamic  
Implant Ø: 6  
Platform: Wide (purple)  
Code: 0041

Model: PAI  
Implant Ø: 3.25  
Platform: Narrow (blue)  
Code: 0229

Model: PAI  
Implant Ø: 3.75/4.2/5  
Platform: Standard  
Code: 0040\_B

Model: PAI  
Implant Ø: 3.75/4.2/5  
Platform: Standard  
Code: 0042

Model: PAI  
Implant Ø: 6  
Platform: Wide (Purple)  
Code: 0041

Model: DIVA/ACTIVE  
Implant Ø: 3.75/4.2/5  
Platform: Standard  
Code: 0040\_B

Model: DIVA/ACTIVE  
Implant Ø: 3.75/4.2/5  
Platform: Standard  
Code: 0042

Model: Conical Active  
Implant Ø: 3.25/3.75/4.2/5  
Platform: Standard  
Code: 0029

Model: Universal Multi-Unit  
Implant Ø: Multi-Unit  
Platform: Universal  
Code: 0181

## PHIBO

Model: TSH/BNT Serie 3  
Implant Ø: 3.6  
Platform: 4  
Code: 0024

Model: TSH/BNT Serie 4  
Implant Ø: 4.2  
Platform: 4  
Code: 0024

Model: TSH/BNT Serie 5  
Implant Ø: 4.8  
Platform: 5  
Code: 0060

## POINT IMPLANT

Model: SM II System UV Implant  
Implant Ø: 4/4.5/5  
Platform: Regular  
Code: 0030

## PROCLINIC

Model: Cilindrico Externo  
Implant Ø: 3.3  
Platform: 3.3 Mini  
Code: 0009

Model: Cilindrico Externo/  
Cónico Externo  
Implant Ø: 3.75/4.25//3.5/4  
Platform: 4.1 Estandar  
Code: 0024

Model: Cilindrico Externo/  
Cónico Externo  
Implant Ø: 5  
Platform: 5 Maxi  
Code: 0058

Model: Cilindrico Interno/  
Cónico Interno  
Implant Ø:  
3.3/3.75/4.25/5/3.5/4/5  
Platform: 3.5  
Code: 0040

Model: SP Octa  
Implant Ø: 3.3/4.1/4.8  
Platform: 4.8  
Code: 0074

Model: SP Octa  
Implant Ø: 3.3/4.1/4.8  
Platform: 4.8  
Code: 0037

Model: SP Octa  
Implant Ø: 4.8  
Platform: 6.5  
Code: 0096

Model: Aqua CM  
Implant Ø: 3.5/4/5  
Platform: 2.82  
Code: 0004

## PROTEG IMPLANTS

Model: PR01  
Implant Ø: 3.3/3.75/4.2/5/6  
Platform: Narrow  
Code: 0265

## RADHEX

Model: PHE  
Implant Ø: 3.5  
Platform: 3.5  
Code: 0023

Model: PHE  
Implant Ø: 4/4.5/5  
Platform: 4.1  
Code: 0024

Model: PHI  
Implant Ø: 3.75  
Platform: 3.5  
Code: 0040\_B

Model: PHI  
Implant Ø: 4.5/5  
Platform: 4.5  
Code: 0041\_B

## REFLECT

Model: Rapid  
Implant Ø: 3.0  
Platform: 3.0  
Code: 0159

Model: Rapid  
Implant Ø: 3.5  
Platform: NP  
Code: 0021

## RITTER

Model: SB/LA/QSI  
Implant Ø: 3.75/4.2/5/6  
Platform: Standard  
Code: 0040\_B



# COMPATIBILITIES AVAILABLE

Model: Rapid  
Implant Ø: 4.3/5/5.5  
Platform: RP  
Code: 0022

Model: Recover  
Implant Ø: 3.5  
Platform: NP  
Code: 0021

Model: Recover  
Implant Ø: 4.3/5  
Platform: RP  
Code: 0022

Model: Aspire  
Implant Ø: 3.5/4  
Platform: Aqual(Estrecha)  
Code: 0004

Model: Aspire  
Implant Ø: 5  
Platform: Lilac (Ancha)  
Code: 0005

Model: Tapered Screw  
Implant Ø: 3.5  
Platform: 3.5  
Code: 0040\_B

Model: Tapered Screw  
Implant Ø: 4.1/4.7  
Platform: 4.5  
Code: 0041

## ROOT

Model: R  
Implant Ø: 3.5/3.8/4.2/4.8/5.5  
Platform: Universal  
Code: 0026

## SEWON MEDIX

Model: IH2 SLA SYSTEM  
Implant Ø: 3.5  
Platform: Mini  
Code: 0029

Model: IH2 SLA SYSTEM  
Implant Ø: 3.5/4/4.5/5  
Platform: Regular  
Code: 0030

Model: IH2 RBM SYSTEM  
Implant Ø: 3.5  
Platform: Mini  
Code: 0029

Model: IH2 RBM SYSTEM  
Implant Ø: 3.5/4/4.5/5  
Platform: Regular  
Code: 0030

Model: IH SYSTEM  
Implant Ø: 3.5/4/4.5/5  
Platform: Universal  
Code: 0025

## SIC INVENT

Model: HEXAGONAL SYSTEM  
SICace  
Implant Ø: 3.4/4  
Platform: 3.3  
Code: 0170

Model: HEXAGONAL SYSTEM  
SICace  
Implant Ø: 4.5/5  
Platform: 4.2  
Code: 0171

Model: HEXAGONAL SYSTEM  
SICMax  
Implant Ø: 3.4/4.2  
Platform: 3.3  
Code: 0170

Model: HEXAGONAL SYSTEM  
SICMax  
Implant Ø: 4.7/5.2  
Platform: 4.2  
Code: 0171

Model: HEXAGONAL SYSTEM  
SICtapered  
Implant Ø: 3.4/4.2  
Platform: 3.3  
Code: 0170

Model: HEXAGONAL SYSTEM  
SICtapered  
Implant Ø: 4.7/5.2  
Platform: 4.2  
Code: 0171

## SIGNO VINCES

Model: Duo  
Implant Ø: 4.6  
Platform: 4.1  
Code: 0024

Model: Inttegra  
Implant Ø: 3.75/4  
Platform: 4.1  
Code: 0024

Model: Compact  
Implant Ø: 4.5  
Platform: CM3.8  
Code: 0004

Model: Duocon  
Implant Ø: 3.8  
Platform: CM3.8  
Code: 0004

Model: Duocon  
Implant Ø: 4.6/5.5  
Platform: CM4.6  
Code: 0005

Model: Infra  
Implant Ø: 3.3/3.8/4.6  
Platform: CM  
Code: 0004

## SIN IMPLANTS

Model: HE  
Implant Ø: 3.75  
Platform: 4.1  
Code: 0024

Model: HI SW  
Implant Ø: 3.8  
Platform: 3.8  
Code: 0039

Model: Tryon  
Implant Ø: 3.25/3.75/4  
Platform: 4.1  
Code: 0024

Model: Tryon CO  
Implant Ø: 4  
Platform: 4.1  
Code: 0024

Model: Revolution  
Implant Ø: 3.25/3.75/4  
Platform: 4.1  
Code: 0024

Model: Stylus  
Implant Ø: 4  
Platform: 4.1  
Code: 0024

Model: Epikut/Epikut Plus  
Implant Ø: 4.5  
Platform: 4.5  
Code: 0024

Model: Epikut/Epikut Plus  
Implant Ø: 5  
Platform: 5  
Code: 0058

Model: Mini Pilar  
Implant Ø: Universal  
Platform: Universal  
Code: 0025

## SOUTHERN IMPLANTS

Model: Tri-Nex  
Implant Ø: 3.5  
Platform: 3.5  
Code: 0026

Model: Tri-Nex  
Implant Ø: 4.3  
Platform: 4.3  
Code: 0027

Model: Tri-Nex  
Implant Ø: 5  
Platform: 5  
Code: 0028

Model: Tri-Nex  
Implant Ø: 6  
Platform: 6  
Code: 0129

Model: IT Connection  
Implant Ø: 3.3/4/4.1/4.9/5  
Platform: 4.8  
Code: 0037

Model: IT Connection  
Implant Ø: 4.9/5/6  
Platform: 6.5  
Code: 0096

Model: External Hex  
Implant Ø: 3.25  
Platform: 3.4  
Code: 0003

Model: External Hex  
Implant Ø: 3.75/4  
Platform: 4.1  
Code: 0024

Model: External Hex  
Implant Ø: 4.7/5  
Platform: 5  
Code: 0058

Model: External Hex  
Implant Ø: 5/6  
Platform: 6  
Code: 0058

Model: Deep Conical  
Implant Ø: 3  
Platform: 2.45  
Code: 0109

Model: Deep Conical  
Implant Ø: 3.5/4  
Platform: 2.95/3.1  
Code: 0004

Model: Deep Conical  
Implant Ø: 5  
Platform: 4.1  
Code: 0005

Model: Internal Hex  
Implant Ø: 3.75/4.2/5  
Platform: Universal  
Code: 0040

Model: Provata  
Implant Ø: 4/5/6  
Platform: Standard  
Code: 0040

Model: Compact Conical  
Implant Ø: 4.8  
Platform: 4.8  
Code: 0025

## STERI-OSS

Model: Hex-Loc  
Implant Ø: 3.25  
Platform: 3.3  
Code: 0023

## STERNGOLD

Model: STERN EX  
Implant Ø: 3.75/4/5  
Platform: 4.1  
Code: 0024

## STRAUMANN

Model: Tissue Level  
Implant Ø: 3.3  
Platform: 3.5  
Code: 0160

Model: Tissue Level  
Implant Ø: 3.3/4.1/4.8  
Platform: Regular 4.8  
Code: 0037

Model: Tissue Level  
Implant Ø: 4.8  
Platform: Wide 6.5  
Code: 0096

# COMPATIBILITIES AVAILABLE

Model: Synocta  
Implant Ø: 4.5/5.5/6.5  
Platform: Regular 4.8  
Code: 0074

Model: Synocta  
Implant Ø: 4  
Platform: Wide 6.5  
Code: 0137

Model: Bone Level Tapered SC  
Implant Ø: 2.9  
Platform: SC- 2.9  
Code: 0135

Model: Bone Level  
Implant Ø: 3.3  
Platform: NC- 3.3  
Code: 0033

Model: Bone Level  
Implant Ø: 4.1  
Platform: RC-4.1  
Code: 0035

Model: Bone Level  
Implant Ø: 4.8  
Platform: RC-4.8  
Code: 0035

Model: Screw-Retained  
Implant Ø: NC/RC Ø4,6  
Platform: Universal  
Code: 0101

Model: BLX  
Implant Ø: 3.5/3.75/4/4.5  
Platform: RB (Regular Base)  
Code: 0207

Model: BLX  
Implant Ø: 5/5.5/6.5  
Platform: WB (Wide Base)  
Code: 0208

Model: BLC  
Implant Ø: 3.3/3.75  
Platform: RB  
Code: 0207

Model: BLC  
Implant Ø: 4.5/5.5/6.5  
Platform: WB  
Code: 0208

Model: TLX / TLX S  
Implant Ø: 3.75/4.5  
Platform: NT  
Code: 0260

Model: TLX / TLX S  
Implant Ø: 3.75/4.5  
Platform: RT  
Code: 0261

Model: TLX / TLX S  
Implant Ø: 5/5.5/6.5  
Platform: WT  
Code: 0262

Model: TLC  
Implant Ø: 3.3  
Platform: NT  
Code: 0260

Model: TLC  
Implant Ø: 3.3/3.75/4.5  
Platform: RT  
Code: 0261

Model: TLC  
Implant Ø: 4.5/5.5/6.5  
Platform: WT  
Code: 0262

## SURCAM DENTAL

Model: Multi Unit  
Implant Ø:  
Platform: Universal  
Code: 0181

## SYBRON IMPLANT SOLUTIONS

Model: Endopore (Innova)  
Implant Ø: 4.1  
Platform: 4.1  
Code: 0024

## SYSTHEX

Model: Classic-ci / Estetic-ci  
Implant Ø: 3.5/3.75/4  
Platform: 4.1  
Code: 0024

## TBR

Model: Hex-Conic  
Implant Ø: 3.5  
Platform: Narrow  
Code: 0023

Model: Hex-Conic  
Implant Ø: 5  
Platform: Wide  
Code: 0058

Model: Connect / Infinity  
Implant Ø: 3.5  
Platform: 3.5  
Code: 0266

Model: Connect / Infinity  
Implant Ø: 4  
Platform: 4  
Code: 0267

Model: Connect / Infinity  
Implant Ø: 5  
Platform: 5  
Code: 0268

Model: Baby 8  
Implant Ø: 4  
Platform: 4  
Code: 0267

Model: Baby 8  
Implant Ø: 5  
Platform: 5  
Code: 0268

## TITANIUM-FIX

Model: b-fix  
Implant Ø: 3.5/4  
Platform: Regular  
Code: 0004

Model: b-fix  
Implant Ø: 4.5/5  
Platform: Larga  
Code: 0005

## TREE-OSS

Model: Simple  
Implant Ø: 3.3/3.75/5  
Platform: 3.75 Amarillo  
Code: 0040

Model: Rapid/Anatomic  
Implant Ø: 3.3  
Platform: 3.5 Rosa  
Code: 0023

Model: Rapid/Anatomic  
Implant Ø: 3.75/4  
Platform: 4.1 Amarillo  
Code: 0024

Model: Rapid/Anatomic  
Implant Ø: 5  
Platform: 5.1 Azul  
Code: 0061

Model: Anatomic/HS  
Implant Ø: 3.5  
Platform: 3.5 Rosa  
Code: 0026

Model: Anatomic/HS  
Implant Ø: 4.3  
Platform: 4.3 Amarillo  
Code: 0027

Model: Anatomic/HS  
Implant Ø: 5  
Platform: 5 Azul  
Code: 0028

Model: Multi Unit  
Implant Ø:  
Platform: Universal  
Code: 0025

## TRI DENTAL IMPLANTS

Model: TRI-Vent  
Implant Ø: 3.75/4.1/4.7  
Platform: 3.5  
Code: 0040

Model: TRI-Vent  
Implant Ø: 3.75/4.1/4.7  
Platform: 3.5  
Code: 0042

## TRINON

Model: O2  
Implant Ø: 3.5/3.75/4.5  
Platform: 4  
Code: 0024

Model: OK  
Implant Ø: 4  
Platform: 4.8  
Code: 0074

Model: OK  
Implant Ø: 4  
Platform: 4.8  
Code: 0037

## UFIT

Model: Gtz  
Implant Ø: 3.5  
Platform: Mini  
Code: 0004

Model: Gtz  
Implant Ø: 4/4.5  
Platform: Regular  
Code: 0005

Model: Gtz  
Implant Ø: 5  
Platform: Wide  
Code: 0005

Model: Gtz  
Implant Ø: 5.5/6/6.5/7  
Platform: Ultra-wide  
Code: 0005

Model: Ntz  
Implant Ø: 3.5  
Platform: Mini  
Code: 0004

Model: Ntz  
Implant Ø: 4/4.5  
Platform: Regular  
Code: 0005

Model: Ntz  
Implant Ø: 5  
Platform: Wide  
Code: 0005

Model: Ntz  
Implant Ø: 5.5/6/6.5/7  
Platform: Ultra-wide  
Code: 0005

# COMPATIBILITIES AVAILABLE

## VULKAN IMPLANTS

Model: IN-Hex  
Implant Ø: 3.3/3.75/4.2/5  
Platform: 3.75  
Code: 0040

## WARANTEC (ONEPLANT)

Model: IU Implant System  
Implant Ø: 3.3/3.6  
Platform: Mini  
Code: 0004

Model: UT Implant System  
Implant Ø: 3.6  
Platform: Mini  
Code: 0004

## WIN

Model: WIN  
Implant Ø: 3.30/3.75/4.25/5  
Platform: 3.75  
Code: 0040\_B

Model: WIN  
Implant Ø: Universal  
Platform: Universal  
Code: 0025

## XIVE

Model: Xive  
Implant Ø: 3  
Platform: 3  
Code: 0084

Model: Xive  
Implant Ø: 3.4  
Platform: 3.4  
Code: 0038

Model: Xive  
Implant Ø: 3.8  
Platform: 3.8  
Code: 0039

Model: Xive  
Implant Ø: 4.5  
Platform: 4.5  
Code: 0085

Model: Xive  
Implant Ø: 5.5  
Platform: 5.5  
Code: 0086

## YES IMPLANT

Model: S-SYSTEM  
Implant Ø: 3.3/3.5  
Platform: Narrow  
Code: 0030

Model: S-SYSTEM  
Implant Ø: 4/4.5  
Platform: Regular  
Code: 0030

Model: S-SYSTEM  
Implant Ø: 5/5.5  
Platform: Wide  
Code: 0030

## ZIACOM

Model: OEX  
Implant Ø: 3.75/4.25  
Platform: RP 4.1  
Code: 0024

Model: ZINIC  
Implant Ø: 3.7/4/4.3  
Platform: RP 3.5  
Code: 0040\_B

Model: ZINIC Shorty  
Implant Ø: 4.75  
Platform: RP 3.5  
Code: 0040\_B

Model: GALAXY  
Implant Ø: 3.4/3.7/4  
Platform: RP 2.85  
Code: 0004

## ZIMMER

Model: Screw-Vent  
Implant Ø: 3.7/4.1  
Platform: 3.5  
Code: 0040

Model: Screw-Vent  
Implant Ø: 3.7/4.1  
Platform: 3.5  
Code: 0042

Model: Screw-Vent  
Implant Ø: 4.7  
Platform: 4.5  
Code: 0041

Model: Screw-Vent  
Implant Ø: 4.7  
Platform: 4.5  
Code: 0043

Model: Screw-Vent  
Implant Ø: 6  
Platform: 5.7  
Code: 0080

Model: TSX Implant  
Implant Ø: 3.1  
Platform: 2.9  
Code: 0178

Model: TSX Implant  
Implant Ø: 3.7/4.1/4.7  
Platform: 3.5  
Code: 0040

Model: TSX Implant  
Implant Ø: 3.7/4.1/4.7  
Platform: 3.5  
Code: 0042

Model: TSX Implant  
Implant Ø: 5.4/6  
Platform: 4.5  
Code: 0041


Model: TSX Implant  
Implant Ø: 5.4/6  
Platform: 4.5  
Code: 0043

Model: Swiss-Plus  
Implant Ø: 3.7/4.1/4.8  
Platform: 4.8  
Code: 0074

Model: Swiss-Plus  
Implant Ø: 3.7/4.1/4.8  
Platform: 4.8  
Code: 0037

Model: Eztetic  
Implant Ø: 3.1  
Platform: 2.9  
Code: 0178

Model: Tapered Abutment  
Implant Ø: Universal  
Platform: Universal  
Code: 0205



This printed version is probably outdated and may not include all products or compatibilities.

**Access and download the latest version of this catalogue**

[www.dynamicabutment.com](http://www.dynamicabutment.com)

Some of the compatibilities listed may not appear in the catalogue, as some of the associated products are being developed and/or manufactured. If you have any queries, please contact us.

STANDARD DYNAMIC TIBASE

|    | GINGIVAL HEIGHT | $\alpha_s$ | $\alpha_c$ | GINGIVAL HEIGHT | $\alpha_s$ | $\alpha_c$ | GINGIVAL HEIGHT | $\alpha_s$ | $\alpha_c$ | GINGIVAL HEIGHT | $\alpha_s$ | $\alpha_c$ | GINGIVAL HEIGHT | $\alpha_s$ | $\alpha_c$ |
|----|-----------------|------------|------------|-----------------|------------|------------|-----------------|------------|------------|-----------------|------------|------------|-----------------|------------|------------|
|    | 0.3 mm          |            |            | 1.2 mm          |            |            | 2 mm            |            |            | 3 mm            |            |            | mm              |            |            |
| R  | 31.322.001.01-2 | 43°        | 29°        | 31.322.001.02-2 | 25°        | -          | 31.322.001.03-2 | 25°        | -          | 31.322.001.04-2 | 20°        | -          | -               | -          | -          |
| NR | 31.312.001.01-2 |            |            | 31.312.001.02-2 |            |            | 31.312.001.03-2 |            |            | 31.312.001.04-2 |            |            | -               |            |            |

DYNAMIC 3TIBASE

|    | GINGIVAL HEIGHT | $\alpha_s$ | $\alpha_s$ | $\alpha_s$ | GINGIVAL HEIGHT | $\alpha_s$ | $\alpha_s$ | $\alpha_s$ |
|----|-----------------|------------|------------|------------|-----------------|------------|------------|------------|
|    | 0.3 mm          | CH-5mm     | CH- 7mm    | CH- 9mm    | 2 mm            | CH-5mm     | CH- 7mm    | CH- 9mm    |
| R  | 31.322.001.21-2 | 25°        | 20°        | 10°        | -               | 25°        | 20°        | 10°        |
| NR | 31.312.001.21-2 |            |            |            | 31.312.001.23-2 |            |            |            |

DYNAMIC SCANBODY (LAB/CLIN)

DIGITAL ANALOG

DYNAMIC MILLING TOOL

SCANALOG

SCANBODY OP

| SCANBODY        | HEIGHT mm | ADAPTOR                  | SCREWDRIVER ADAPTOR | DIGITAL ANALOG  | DYNAMIC MILLING TOOL | SHANK                   | $\alpha_{di}$ | SCANALOG        | SCANBODY        | PEEK PINS               | TYPE |
|-----------------|-----------|--------------------------|---------------------|-----------------|----------------------|-------------------------|---------------|-----------------|-----------------|-------------------------|------|
| 52.410.103.01-2 | 10        | 50.312.001.01-2          | 43.621.410.01-2     | 34.612.001.01-2 | 33.390.754.01-2      | 3                       | 25°           | 23.412.001.01-2 | 54.315.004.21-2 | 49.414.000.01-2 (6 mm)  | A    |
|                 |           |                          |                     |                 | 43.624.410.01-2      | 33.490.754.01-2         |               |                 |                 | 4                       |      |
| 52.412.103.01-2 | 12        | 50.312.001.04-2 (IG-3mm) | 43.624.410.01-2     | 33.690.754.01-2 | 6                    | 49.416.000.01-2 (13 mm) |               |                 |                 |                         |      |
|                 |           |                          |                     |                 |                      |                         |               |                 |                 | 49.414.000.02-2 (6 mm)  | B    |
|                 |           |                          |                     |                 |                      |                         |               |                 |                 | 49.415.000.02-2 (9 mm)  |      |
|                 |           |                          |                     |                 |                      |                         |               |                 |                 | 49.416.000.02-2 (13 mm) |      |
|                 |           |                          |                     |                 |                      |                         |               |                 |                 | 49.414.000.03-2 (6 mm)  | C    |
|                 |           |                          |                     |                 |                      |                         |               |                 |                 | 49.415.000.03-2 (9 mm)  |      |
|                 |           |                          |                     |                 |                      |                         |               |                 |                 | 49.416.000.03-2 (13 mm) |      |
|                 |           |                          |                     |                 |                      |                         |               |                 | SCREWDRIVER     | 43.601.103.02-2         |      |

DYNAMIC SCREWS

STRAIGHT SCREWS

| DYNAMIC SCREW   | HIGH DYNAMIC SCREW | DYNAMIC SCREWDRIVER | SCREWDRIVER LENGTH (mm) |
|-----------------|--------------------|---------------------|-------------------------|
| 41.316.084.01-2 | -                  | 43.618.201.01-2     | 18                      |
|                 |                    | 43.624.201.01-2     | 24                      |
|                 |                    | 43.632.201.01-2     | 32                      |

| STRAIGHT SCREW  | SCREWDRIVER Hex. 1.20 |
|-----------------|-----------------------|
| 40.316.003.01-2 | 43.601.103.02-2       |

ANALOG

LAB SCANBODY

|                 |                 |
|-----------------|-----------------|
| 22.612.001.01-2 | 30.412.001.01-2 |
|-----------------|-----------------|

MULTI-UNIT

|   | GINGIVAL HEIGHT | GINGIVAL HEIGHT | GINGIVAL HEIGHT | GINGIVAL HEIGHT |
|---|-----------------|-----------------|-----------------|-----------------|
|   | 1 mm            | 2 mm            | 3 mm            | 4 mm            |
| R | 42.302.001.01-2 | 42.302.001.02-2 | 42.302.001.03-2 | 42.302.001.04-2 |

LIBRARY OPTIONS: GH = Gingival Height CH = Cement Height IG = Adaptor 3mm  $\alpha_s$  = Standard maximum angulation  $\alpha_c$  = Captive maximum angulation  $\alpha_{di}$  = Direct to implant maximum angulation R = Rotational / Non-Engaging NR = Non Rotational / Engaging

**STANDARD DYNAMIC TIBASE**

|    | GINGIVAL HEIGHT | $\alpha_s$ | $\alpha_c$ | GINGIVAL HEIGHT | $\alpha_s$ | $\alpha_c$ | GINGIVAL HEIGHT | $\alpha_s$ | $\alpha_c$ | GINGIVAL HEIGHT | $\alpha_s$ | $\alpha_c$ | GINGIVAL HEIGHT | $\alpha_s$ | $\alpha_c$ |
|----|-----------------|------------|------------|-----------------|------------|------------|-----------------|------------|------------|-----------------|------------|------------|-----------------|------------|------------|
|    | 0.3 mm          |            |            | 1.2 mm          |            |            | mm              |            |            | mm              |            |            | mm              |            |            |
| R  | 31.323.002.01-2 | 45°        | 29°        | 31.323.002.02-2 | 25°        | -          | -               | -          | -          | -               | -          | -          | -               | -          | -          |
| NR | 31.313.002.01-2 |            |            | 31.313.002.02-2 |            |            | -               |            |            | -               |            |            | -               |            |            |

**DYNAMIC 3TIBASE**

|    | GINGIVAL HEIGHT | $\alpha_s$ | $\alpha_s$ | $\alpha_s$ |
|----|-----------------|------------|------------|------------|
|    | 0.3 mm          | CH+5mm     | CH+ 7mm    | CH+ 9mm    |
| R  | 31.323.002.21-2 | 25°        | 20°        | 10°        |
| NR | 31.313.002.21-2 |            |            |            |

**DYNAMIC SCANBODY (LAB/CLIN)**

**DIGITAL ANALOG**

**DYNAMIC MILLING TOOL**

**SCANALOG**

**SCANBODY OP**

| SCANBODY        | HEIGHT mm | ADAPTOR         | SCREWDRIVER ADAPTOR | DIGITAL ANALOG  |
|-----------------|-----------|-----------------|---------------------|-----------------|
| 52.408.101.01-2 | 8         | 50.313.002.01-2 | 43.621.410.01-2     | 34.613.002.01-2 |
| 52.410.101.01-2 | 10        |                 | 43.624.410.01-2     |                 |
| 52.412.101.01-2 | 12        |                 |                     |                 |

| DYNAMIC MILLING TOOL | SHANK | $\alpha_{di}$ |
|----------------------|-------|---------------|
| 33.390.805.01-2      | 3     | 30°           |
| 33.490.805.01-2      | 4     |               |
| 33.690.805.01-2      | 6     |               |

|                 |
|-----------------|
| 23.413.002.01-2 |
|-----------------|

| SCANBODY        | PEEK PINS               | TYPE |
|-----------------|-------------------------|------|
| 54.315.002.21-2 | 49.414.000.01-2 (6 mm)  | A    |
|                 | 49.415.000.01-2 (9 mm)  |      |
|                 | 49.416.000.01-2 (13 mm) |      |
|                 | 49.414.000.02-2 (6 mm)  | B    |
|                 | 49.415.000.02-2 (9 mm)  |      |
|                 | 49.416.000.02-2 (13 mm) |      |
|                 | 49.414.000.03-2 (6 mm)  | C    |
|                 | 49.415.000.03-2 (9 mm)  |      |
|                 | 49.416.000.03-2 (13 mm) |      |

SCREWDRIVER 43.601.103.02-2

**DYNAMIC SCREWS**

| DYNAMIC SCREW   | HIGH DYNAMIC SCREW | DYNAMIC SCREWDRIVER | SCREWDRIVER LENGTH (mm) |
|-----------------|--------------------|---------------------|-------------------------|
| 41.316.084.01-2 | -                  | 43.618.201.01-2     | 18                      |
|                 |                    | 43.624.201.01-2     | 24                      |
|                 |                    | 43.632.201.01-2     | 32                      |

**STRAIGHT SCREWS**

| STRAIGHT SCREW  | SCREWDRIVER Hex. 1.20 |
|-----------------|-----------------------|
| 40.316.003.01-2 | 43.601.103.02-2       |

| ANALOG          | LAB SCANBODY    |
|-----------------|-----------------|
| 22.613.002.01-2 | 30.413.002.01-2 |

**MULTI-UNIT**

|   | GINGIVAL HEIGHT | GINGIVAL HEIGHT | GINGIVAL HEIGHT | GINGIVAL HEIGHT |
|---|-----------------|-----------------|-----------------|-----------------|
|   | 1 mm            | 2 mm            | 3 mm            | 4 mm            |
| R | 42.303.002.01-2 | 42.303.002.02-2 | 42.303.002.03-2 | 42.303.002.04-2 |

**LIBRARY OPTIONS:** GH = Gingival Height CH = Cement Height IG = Adaptor 3mm  $\alpha_s$  = Standard maximum angulation  $\alpha_c$  = Captive maximum angulation  $\alpha_{di}$  = Direct to implant maximum angulation R = Rotational / Non-Engaging NR = Non Rotational / Engaging

STANDARD DYNAMIC TIBASE

|    | GINGIVAL HEIGHT | $\alpha_s$ | $\alpha_c$ | GINGIVAL HEIGHT | $\alpha_s$ | $\alpha_c$ | GINGIVAL HEIGHT | $\alpha_s$ | $\alpha_c$ | GINGIVAL HEIGHT | $\alpha_s$ | $\alpha_c$ | GINGIVAL HEIGHT | $\alpha_s$ | $\alpha_c$ |
|----|-----------------|------------|------------|-----------------|------------|------------|-----------------|------------|------------|-----------------|------------|------------|-----------------|------------|------------|
|    | 0.3 mm          |            |            | 0.5 mm          |            |            | mm              |            |            | mm              |            |            | mm              |            |            |
| R  | 31.322.003.01-2 | 45°        | 30°        | 31.322.003.02-2 | 25°        | -          | -               | -          | -          | -               | -          | -          | -               | -          | -          |
| NR | 31.312.003.01-2 |            |            | 31.312.003.02-2 |            |            | -               |            |            | -               |            |            | -               |            |            |

DYNAMIC 3TIBASE

|    | GINGIVAL HEIGHT | $\alpha_s$ | $\alpha_s$ | $\alpha_s$ |
|----|-----------------|------------|------------|------------|
|    | 1 mm            | CH+5mm     | CH+ 7mm    | CH+ 9mm    |
| R  | 31.322.003.23-2 | 30°        | 25°        | 15°        |
| NR | 31.312.003.23-2 |            |            |            |

DYNAMIC SCANBODY (LAB/CLIN)

DIGITAL ANALOG

| SCANBODY        | HEIGHT mm | ADAPTOR         | SCREWDRIVER ADAPTOR | DIGITAL ANALOG  |
|-----------------|-----------|-----------------|---------------------|-----------------|
| 52.410.104.01-2 | 10        | 50.312.003.01-2 | 43.621.410.01-2     | 34.612.003.01-2 |
|                 |           |                 | 43.624.410.01-2     |                 |
| 52.412.104.01-2 | 12        |                 |                     |                 |

DYNAMIC MILLING TOOL

| DYNAMIC MILLING TOOL | SHANK | $\alpha_{di}$ |
|----------------------|-------|---------------|
| 33.390.716.01-2      | 3     | 25°           |
| 33.490.716.01-2      | 4     |               |
| 33.690.716.01-2      | 6     |               |

DYNAMIC SCREWS

STRAIGHT SCREWS

| DYNAMIC SCREW   | HIGH DYNAMIC SCREW | DYNAMIC SCREWDRIVER | SCREWDRIVER LENGTH (mm) |
|-----------------|--------------------|---------------------|-------------------------|
| 41.320.065.01-2 | -                  | 43.618.201.01-2     | 18                      |
|                 |                    | 43.624.201.01-2     | 24                      |
|                 |                    | 43.632.201.01-2     | 32                      |

| STRAIGHT SCREW  | SCREWDRIVER Hex. 1.20 |
|-----------------|-----------------------|
| 40.320.003.02-2 | 43.601.103.02-2       |

| ANALOG          | LAB SCANBODY    |
|-----------------|-----------------|
| 22.612.003.01-2 | 30.412.001.01-2 |

LIBRARY OPTIONS: GH = Gingival Height CH = Cement Height IG = Adaptor 3mm  $\alpha_s$  = Standard maximum angulation  $\alpha_c$  = Captive maximum angulation  $\alpha_{di}$  = Direct to implant maximum angulation R = Rotational / Non-Engaging NR = Non Rotational / Engaging

STANDARD DYNAMIC TIBASE

|    | GINGIVAL HEIGHT<br>1 mm | $\alpha_s$ | $\alpha_c$ | GINGIVAL HEIGHT<br>2 mm | $\alpha_s$ | $\alpha_c$ | GINGIVAL HEIGHT<br>3 mm | $\alpha_s$ | $\alpha_c$ | GINGIVAL HEIGHT<br>4 mm | $\alpha_s$ | $\alpha_c$ | GINGIVAL HEIGHT<br>mm | $\alpha_s$ | $\alpha_c$ |
|----|-------------------------|------------|------------|-------------------------|------------|------------|-------------------------|------------|------------|-------------------------|------------|------------|-----------------------|------------|------------|
| R  | 31.323.004.01-2         | 45°        | 29°        | 31.323.004.02-2         | 30°        | 20°        | 31.323.004.03-2         | 25         | -          | 31.323.004.04-2         | 20         | -          | -                     | -          | -          |
| NR | 31.313.004.01-2         |            |            | 31.313.004.02-2         |            |            | 31.313.004.03-2         |            |            | 31.313.004.04-2         |            |            | -                     |            |            |

DYNAMIC 3TIBASE

|    | GINGIVAL HEIGHT<br>1 mm | $\alpha_s$<br>CH-5mm | $\alpha_c$<br>CH-7mm | $\alpha_s$<br>CH-9mm |
|----|-------------------------|----------------------|----------------------|----------------------|
| R  | 31.323.004.21-2         | 25°                  | 20°                  | 10°                  |
| NR | 31.313.004.21-2         |                      |                      |                      |

DYNAMIC SCANBODY (LAB/CLIN)

DIGITAL ANALOG

DYNAMIC MILLING TOOL

SCANALOG

SCANBODY OP

| SCANBODY        | HEIGHT mm | ADAPTOR                  | SCREW/DRIVER ADAPTOR | DIGITAL ANALOG  | DYNAMIC MILLING TOOL | SHANK                   | $\alpha_{di}$           | SCANALOG        | SCANBODY        | PEEK PINS              | TYPE |
|-----------------|-----------|--------------------------|----------------------|-----------------|----------------------|-------------------------|-------------------------|-----------------|-----------------|------------------------|------|
| 52.410.103.01-2 | 10        | 50.313.004.01-2          | 43.621.410.01-2      | 34.613.004.01-2 | 33.390.754.01-2      | 3                       | 25°                     | 23.413.004.02-2 | 54.315.004.21-2 | 49.414.000.01-2 (6 mm) | A    |
|                 |           |                          |                      |                 | 43.624.410.01-2      | 34.613.004.02-2         |                         |                 |                 | 33.490.754.01-2        |      |
| 52.412.103.01-2 | 12        | 50.313.004.03-2 (IG-3mm) |                      |                 | 6                    | 49.416.000.01-2 (13 mm) |                         |                 |                 |                        |      |
|                 |           |                          |                      |                 |                      |                         | 49.414.000.02-2 (6 mm)  | B               |                 |                        |      |
|                 |           |                          |                      |                 |                      |                         | 49.415.000.02-2 (9 mm)  |                 |                 |                        |      |
|                 |           |                          |                      |                 |                      |                         | 49.416.000.02-2 (13 mm) | C               |                 |                        |      |
|                 |           |                          |                      |                 |                      |                         | 49.414.000.03-2 (6 mm)  |                 |                 |                        |      |
|                 |           |                          |                      |                 |                      |                         | 49.415.000.03-2 (9 mm)  |                 |                 |                        |      |
|                 |           |                          |                      |                 |                      |                         | 49.416.000.03-2 (13 mm) |                 |                 |                        |      |
|                 |           |                          |                      |                 |                      |                         |                         | 43.625.105.01-2 |                 |                        |      |

DYNAMIC SCREWS

STRAIGHT SCREWS

| DYNAMIC SCREW   | HIGH DYNAMIC SCREW | DYNAMIC SCREW/DRIVER | SCREW/DRIVER LENGTH (mm) |
|-----------------|--------------------|----------------------|--------------------------|
| 41.316.076.01-2 | 41.316.118.01-2    | 43.618.201.01-2      | 18                       |
|                 |                    | 43.624.201.01-2      | 24                       |
|                 |                    | 43.632.201.01-2      | 32                       |

| STRAIGHT SCREW  | SCREW/DRIVER Hex. 1.27 |
|-----------------|------------------------|
| 40.316.005.02-2 | 43.601.105.01-2        |

| ANALOG          | LAB SCANBODY    |
|-----------------|-----------------|
| 22.613.004.01-2 | 30.413.002.01-2 |

MULTI-UNIT

ANGULATED MULTI-UNIT

|   | GINGIVAL HEIGHT<br>1 mm | GINGIVAL HEIGHT<br>2 mm | GINGIVAL HEIGHT<br>3 mm | GINGIVAL HEIGHT<br>4 mm |
|---|-------------------------|-------------------------|-------------------------|-------------------------|
| R | 42.303.004.01-2         | 42.303.004.02-2         | 42.303.004.03-2         | 42.303.004.04-2         |

|    | GINGIVAL HEIGHT<br>1.5 mm | GINGIVAL HEIGHT<br>2.5 mm | GINGIVAL HEIGHT<br>3.5 mm | GINGIVAL HEIGHT<br>4.5 mm |
|----|---------------------------|---------------------------|---------------------------|---------------------------|
| NR | -                         | 48.312.004.02-2           | 48.312.004.03-2           | 48.312.004.04-2           |

LIBRARY OPTIONS: GH = Gingival Height CH = Cement Height IG = Adaptor 3mm  $\alpha_s$  = Standard maximum angulation  $\alpha_c$  = Captive maximum angulation  $\alpha_{di}$  = Direct to implant maximum angulation R = Rotational / Non-Engaging NR = Non Rotational / Engaging

STANDARD DYNAMIC TIBASE

|    | GINGIVAL HEIGHT<br>1 mm | $\alpha_s$ | $\alpha_c$ | GINGIVAL HEIGHT<br>2 mm | $\alpha_s$ | $\alpha_c$ | GINGIVAL HEIGHT<br>3 mm | $\alpha_s$ | $\alpha_c$ | GINGIVAL HEIGHT<br>4 mm | $\alpha_s$ | $\alpha_c$ | GINGIVAL HEIGHT<br>mm | $\alpha_s$ | $\alpha_c$ |
|----|-------------------------|------------|------------|-------------------------|------------|------------|-------------------------|------------|------------|-------------------------|------------|------------|-----------------------|------------|------------|
| R  | 31.324.005.01-2         | 38°        | 23°        | 31.324.005.02-2         | 25°        | 15°        | 31.324.005.03-2         | 20         | -          | 31.324.005.04-2         | 15         | -          | -                     | -          | -          |
| NR | 31.314.005.01-2         |            |            | 31.314.005.02-2         |            |            | 31.314.005.03-2         |            |            | 31.314.005.04-2         |            |            | -                     |            |            |

DYNAMIC 3TIBASE

|    | GINGIVAL HEIGHT<br>1 mm | $\alpha_s$<br>CH+5mm | $\alpha_s$<br>CH+ 7mm | $\alpha_s$<br>CH+ 9mm |
|----|-------------------------|----------------------|-----------------------|-----------------------|
| R  | 31.324.005.21-2         | 25°                  | 20°                   | 10°                   |
| NR | 31.314.005.21-2         |                      |                       |                       |

DYNAMIC SCANBODY (LAB/CLIN)

DIGITAL ANALOG

DYNAMIC MILLING TOOL

SCANBODY OP

| SCANBODY        | HEIGHT mm | ADAPTOR         | SCREWDRIVER ADAPTOR                | DIGITAL ANALOG  | DYNAMIC MILLING TOOL     | SHANK           | $\alpha_{di}$ | SCANBODY        | PEEK PINS   | TYPE  |   |
|-----------------|-----------|-----------------|------------------------------------|---|--------------------------|-----------------|---------------|-----------------|---|---|---|
| 52.410.102.01-2 | 10        | 50.314.005.01-2 | 43.621.410.01-2<br>43.624.410.01-2 | 34.614.005.01-2   | 33.390.958.01-2          | 3               | 30°           | 54.315.005.21-2 | 49.414.000.01-2 (6 mm)<br>49.415.000.01-2 (9 mm)<br>49.416.000.01-2 (13 mm) | A   |   |
| 52.412.102.01-2 | 12        |                 |                                    |   | 50.314.005.03-2 (IG+3mm) | 33.490.958.01-2 |               |                 | 4   | 49.414.000.02-2 (6 mm)<br>49.415.000.02-2 (9 mm)<br>49.416.000.02-2 (13 mm) | B |
|                 |           | 33.690.958.01-2 | 6                                  | 49.414.000.03-2 (6 mm)<br>49.415.000.03-2 (9 mm)<br>49.416.000.03-2 (13 mm) | C                        |                 |               |                 |   |   |   |
|                 |           |                 |                                    |   |                          |                 |               |                 | SCREWDRIVER   | 43.625.105.01-2   |   |

DYNAMIC SCREWS

STRAIGHT SCREWS

| DYNAMIC SCREW   | HIGH DYNAMIC SCREW | DYNAMIC SCREWDRIVER | SCREWDRIVER LENGTH (mm) |
|-----------------|--------------------|---------------------|-------------------------|
| 41.320.090.01-2 | 41.320.137.01-2    | 43.618.201.01-2     | 18                      |
|                 |                    | 43.624.201.01-2     | 24                      |
|                 |                    | 43.632.201.01-2     | 32                      |

| STRAIGHT SCREW  | SCREWDRIVER Hex. 1.27 |
|-----------------|-----------------------|
| 40.320.005.03-2 | 43.601.105.01-2       |

ANALOG

LAB SCANBODY

|                 |                 |
|-----------------|-----------------|
| 22.614.005.01-2 | 30.413.002.01-2 |
|-----------------|-----------------|

LIBRARY OPTIONS: GH = Gingival Height CH = Cement Height IG = Adaptor 3mm  $\alpha_s$  = Standard maximum angulation  $\alpha_c$  = Captive maximum angulation  $\alpha_{di}$  = Direct to implant maximum angulation R = Rotational / Non-Engaging NR = Non Rotational / Engaging



STANDARD DYNAMIC TIBASE

|    | GINGIVAL HEIGHT<br>1.2 mm | $\alpha_s$ | $\alpha_c$ | GINGIVAL HEIGHT<br>2 mm | $\alpha_s$ | $\alpha_c$ | GINGIVAL HEIGHT<br>3 mm | $\alpha_s$ | $\alpha_c$ | GINGIVAL HEIGHT<br>4 mm | $\alpha_s$ | $\alpha_c$ | GINGIVAL HEIGHT<br>mm | $\alpha_s$ | $\alpha_c$ |
|----|---------------------------|------------|------------|-------------------------|------------|------------|-------------------------|------------|------------|-------------------------|------------|------------|-----------------------|------------|------------|
| R  | 31.322.006.01-2           | 40°        | 20°        | 31.322.006.02-2         | 25         | -          | 31.322.006.03-2         | 20         | -          | 31.322.006.04-2         | 15         | -          | -                     | -          | -          |
| NR | 31.312.006.01-2           |            |            | 31.312.006.02-2         |            |            | 31.312.006.03-2         |            |            | 31.312.006.04-2         |            |            | -                     |            |            |

DYNAMIC 3TIBASE

|    | GINGIVAL HEIGHT<br>1.2 mm | $\alpha_s$<br>CH+5mm | $\alpha_s$<br>CH+ 7mm | $\alpha_s$<br>CH+ 9mm |
|----|---------------------------|----------------------|-----------------------|-----------------------|
| R  | 31.322.006.21-2           | 30°                  | 20°                   | 15°                   |
| NR | 31.312.006.21-2           |                      |                       |                       |

DYNAMIC SCANBODY (LAB/CLIN)

DIGITAL ANALOG

DYNAMIC MILLING TOOL

SCANALOG

SCANBODY OP

| SCANBODY        | HEIGHT<br>mm | ADAPTOR                     | SCREWDRIVER<br>ADAPTOR             | DIGITAL<br>ANALOG       | DYNAMIC<br>MILLING TOOL | SHANK           | $\alpha_{di}$ | SCANALOG        | SCANBODY        | PEEK PINS               | TYPE |
|-----------------|--------------|-----------------------------|------------------------------------|-------------------------|-------------------------|-----------------|---------------|-----------------|-----------------|-------------------------|------|
| 52.410.105.01-2 | 10           | 50.312.006.03-2<br>(IG+3mm) | 43.621.410.01-2<br>43.624.410.01-2 | 34.612.006.01-2         | 33.330.734.01-2         | 3               | 25°           | 23.412.006.01-2 | 54.315.006.21-2 | 49.414.000.01-2 (6 mm)  | A    |
|                 |              |                             |                                    |                         | 33.430.734.01-2         | 4               |               |                 |                 | 49.415.000.01-2 (9 mm)  |      |
| 52.412.105.01-2 | 12           |                             |                                    |                         | 33.630.734.01-2         | 6               |               |                 |                 | 49.416.000.01-2 (13 mm) |      |
|                 |              |                             |                                    | 49.414.000.02-2 (6 mm)  | B                       |                 |               |                 |                 |                         |      |
|                 |              |                             |                                    | 49.415.000.02-2 (9 mm)  |                         |                 |               |                 |                 |                         |      |
|                 |              |                             |                                    | 49.416.000.02-2 (13 mm) |                         |                 |               |                 |                 |                         |      |
|                 |              |                             |                                    | 49.414.000.03-2 (6 mm)  | C                       |                 |               |                 |                 |                         |      |
|                 |              |                             |                                    | 49.415.000.03-2 (9 mm)  |                         |                 |               |                 |                 |                         |      |
|                 |              |                             |                                    | 49.416.000.03-2 (13 mm) |                         |                 |               |                 |                 |                         |      |
|                 |              |                             |                                    |                         | SCREWDRIVER             | 43.625.105.01-2 |               |                 |                 |                         |      |

DYNAMIC SCREWS

STRAIGHT SCREWS

| DYNAMIC SCREW   | HIGH DYNAMIC SCREW | DYNAMIC SCREWDRIVER | SCREWDRIVER LENGTH (mm) |
|-----------------|--------------------|---------------------|-------------------------|
| 41.316.072.01-2 | 41.316.115.01-2    | 43.618.201.01-2     | 18                      |
|                 |                    | 43.624.201.01-2     | 24                      |
|                 |                    | 43.632.201.01-2     | 32                      |

| STRAIGHT SCREW  | SCREWDRIVER<br>Hex. 1.27 |
|-----------------|--------------------------|
| 40.316.005.01-2 | 43.625.105.01-2          |

| ANALOG          | LAB SCANBODY    |
|-----------------|-----------------|
| 22.612.006.01-2 | 30.412.001.01-2 |

MULTI-UNIT

ANGULATED MULTI-UNIT

|   | GINGIVAL HEIGHT<br>1 mm | GINGIVAL HEIGHT<br>2 mm | GINGIVAL HEIGHT<br>3 mm | GINGIVAL HEIGHT<br>4 mm |
|---|-------------------------|-------------------------|-------------------------|-------------------------|
| R | 42.302.006.01-2         | 42.302.006.02-2         | 42.302.006.03-2         | 42.302.006.04-2         |

|    | GINGIVAL HEIGHT<br>1.5 mm | GINGIVAL HEIGHT<br>2.5 mm | GINGIVAL HEIGHT<br>3.5 mm | GINGIVAL HEIGHT<br>4.5 mm |
|----|---------------------------|---------------------------|---------------------------|---------------------------|
| NR | -                         | 48.312.006.02-2           | 48.312.006.03-2           | 48.312.006.04-2           |

LIBRARY OPTIONS: GH = Gingival Height CH = Cement Height IG = Adaptor 3mm  $\alpha_s$  = Standard maximum angulation  $\alpha_c$  = Captive maximum angulation  $\alpha_{di}$  = Direct to implant maximum angulation R = Rotational / Non-Engaging NR = Non Rotational / Engaging

STANDARD DYNAMIC TIBASE

|    | GINGIVAL HEIGHT<br>1.5 mm | $\alpha_s$ | $\alpha_c$ | GINGIVAL HEIGHT<br>2 mm | $\alpha_s$ | $\alpha_c$ | GINGIVAL HEIGHT<br>3 mm | $\alpha_s$ | $\alpha_c$ | GINGIVAL HEIGHT<br>mm | $\alpha_s$ | $\alpha_c$ | GINGIVAL HEIGHT<br>mm | $\alpha_s$ | $\alpha_c$ |
|----|---------------------------|------------|------------|-------------------------|------------|------------|-------------------------|------------|------------|-----------------------|------------|------------|-----------------------|------------|------------|
| R  | 31.323.007.01-2           | 38°        | 17°        | 31.323.007.02-2         | 25°        | -          | 31.323.007.03-2         | 25°        | -          | -                     | -          | -          | -                     | -          | -          |
| NR | 31.313.007.01-2           |            |            | 31.313.007.02-2         |            |            | 31.313.007.03-2         |            |            | -                     |            |            | -                     |            |            |

DYNAMIC 3TIBASE

|    | GINGIVAL HEIGHT<br>1.5 mm | $\alpha_s$<br>CH=5mm | $\alpha_s$<br>CH+ 7mm | $\alpha_s$<br>CH+ 9mm |
|----|---------------------------|----------------------|-----------------------|-----------------------|
| R  | 31.323.007.21-2           | 25°                  | 20°                   | 10°                   |
| NR | 31.313.007.21-2           |                      |                       |                       |

DYNAMIC SCANBODY (LAB/CLIN)

DIGITAL ANALOG

DYNAMIC MILLING TOOL

SCANALOG

SCANBODY OP

| SCANBODY        | HEIGHT mm | ADAPTOR  | SCREWDRIVER ADAPTOR                | DIGITAL ANALOG  | DYNAMIC MILLING TOOL | SHANK | $\alpha_{di}$ | SCANALOG        | SCANBODY        | PEEK PINS               | TYPE |
|-----------------|-----------|--|------------------------------------|-----------------|----------------------|-------|---------------|-----------------|-----------------|-------------------------|------|
| 52.408.101.01-2 | 8         | 50.313.007.01-2<br>50.313.007.03-2<br>(IG=3mm) | 43.621.410.01-2<br>43.624.410.01-2 | 34.613.007.01-2 | 33.350.775.01-2      | 3     | 25°           | 23.413.007.01-2 | 54.315.007.21-2 | 49.414.000.01-2 (6 mm)  | A    |
| 52.410.101.01-2 | 10        |  |                                    |                 | 33.450.775.01-2      | 4     |               |                 |                 | 49.415.000.01-2 (9 mm)  |      |
| 52.412.101.01-2 | 12        |  |                                    |                 | 33.650.775.01-2      | 6     |               |                 |                 | 49.416.000.01-2 (13 mm) |      |
|                 |           |  |                                    |                 |                      |       |               |                 |                 | 49.414.000.02-2 (6 mm)  | B    |
|                 |           |  |                                    |                 |                      |       |               |                 |                 | 49.415.000.02-2 (9 mm)  |      |
|                 |           |  |                                    |                 |                      |       |               |                 |                 | 49.416.000.02-2 (13 mm) |      |
|                 |           |  |                                    |                 |                      |       |               |                 |                 | 49.414.000.03-2 (6 mm)  | C    |
|                 |           |  |                                    |                 |                      |       |               |                 |                 | 49.415.000.03-2 (9 mm)  |      |
|                 |           |  |                                    |                 |                      |       |               |                 |                 | 49.416.000.03-2 (13 mm) |      |
|                 |           |  |                                    |                 |                      |       |               |                 | SCREWDRIVER     | 43.625.105.01-2         |      |

DYNAMIC SCREWS

| DYNAMIC SCREW   | HIGH DYNAMIC SCREW | DYNAMIC SCREWDRIVER | SCREWDRIVER LENGTH (mm) |
|-----------------|--------------------|---------------------|-------------------------|
| 41.318.074.01-2 | -                  | 43.618.201.01-2     | 18                      |
|                 |                    | 43.624.201.01-2     | 24                      |
|                 |                    | 43.632.201.01-2     | 32                      |

STRAIGHT SCREWS

| STRAIGHT SCREW  | SCREWDRIVER Hex. 1.27 |
|-----------------|-----------------------|
| 40.318.005.02-2 | 43.601.105.01-2       |

ANALOG

22.613.007.01-2

LAB SCANBODY

30.413.002.01-2

MULTI-UNIT

|   | GINGIVAL HEIGHT<br>1 mm | GINGIVAL HEIGHT<br>2 mm | GINGIVAL HEIGHT<br>3 mm | GINGIVAL HEIGHT<br>4 mm |
|---|-------------------------|-------------------------|-------------------------|-------------------------|
| R | 42.303.007.01-2         | 42.303.007.02-2         | 42.303.007.03-2         | 42.303.007.04-2         |

ANGULATED MULTI-UNIT

|    | GINGIVAL HEIGHT<br>1.5 mm | GINGIVAL HEIGHT<br>2.5 mm | GINGIVAL HEIGHT<br>3.5 mm | GINGIVAL HEIGHT<br>4.5 mm |
|----|---------------------------|---------------------------|---------------------------|---------------------------|
| NR | 48.312.007.01-2           | 48.312.007.02-2           | 48.312.007.03-2           | -                         |

LIBRARY OPTIONS: GH = Gingival Height CH = Cement Height IG = Adaptor 3mm  $\alpha_s$  = Standard maximum angulation  $\alpha_c$  = Captive maximum angulation  $\alpha_{di}$  = Direct to implant maximum angulation R = Rotational / Non-Engaging NR = Non Rotational / Engaging

STANDARD DYNAMIC TIBASE

|    | GINGIVAL HEIGHT | $\alpha_s$ | $\alpha_c$ | GINGIVAL HEIGHT | $\alpha_s$ | $\alpha_c$ | GINGIVAL HEIGHT | $\alpha_s$ | $\alpha_c$ | GINGIVAL HEIGHT | $\alpha_s$ | $\alpha_c$ | GINGIVAL HEIGHT | $\alpha_s$ | $\alpha_c$ |
|----|-----------------|------------|------------|-----------------|------------|------------|-----------------|------------|------------|-----------------|------------|------------|-----------------|------------|------------|
|    | 0.5 mm          |            |            | mm              |            |            | mm              |            |            | mm              |            |            | mm              |            |            |
| R  | 31.323.008.01-2 | 45°        | 30°        | -               | -          | -          | -               | -          | -          | -               | -          | -          | -               | -          | -          |
| NR | -               |            |            | -               | -          | -          | -               | -          | -          | -               | -          | -          | -               | -          | -          |

DYNAMIC 3TIBASE

|    | GINGIVAL HEIGHT | $\alpha_s$ | $\alpha_s$ | $\alpha_s$ |
|----|-----------------|------------|------------|------------|
|    | 0.5 mm          | CH+5mm     | CH+7mm     | CH+9mm     |
| R  | 31.323.008.21-2 | 25°        | 20°        | 10°        |
| NR | -               |            |            |            |

REFERENCE SCANBODY

| SCANBODY           | PEEK PINS                 | TYPE        |
|--------------------|---------------------------|-------------|
| 54.322.008.31-2    | 49.414.000.01-2 (6 mm)    | A           |
|                    | 49.415.000.01-2 (9 mm)    |             |
|                    | 49.416.000.01-2 (13 mm)   |             |
|                    | 49.414.000.02-2 (6 mm)    | B           |
|                    | 49.415.000.02-2 (9 mm)    |             |
|                    | 49.416.000.02-2 (13 mm)   |             |
|                    | 49.414.000.03-2 (6 mm)    | C           |
|                    | 49.415.000.03-2 (9 mm)    |             |
|                    | 49.416.000.03-2 (13 mm)   |             |
|                    |                           | <b>CAPS</b> |
|                    | 49.418.000.01-2 (Regular) | 3.8         |
|                    | 49.418.000.02-2 (Wide)    |             |
|                    | 49.419.000.01-2 (Regular) | 6           |
|                    | 49.419.000.02-2 (Wide)    |             |
|                    | 49.420.000.01-2 (Regular) | 8           |
|                    | 49.420.000.02-2 (Wide)    |             |
| <b>SCREWDRIVER</b> | 43.625.105.01-2           |             |

DYNAMIC SCANBODY (LAB/CLIN)

DIGITAL ANALOG

DYNAMIC MILLING TOOL

SCANALOG

| SCANBODY        | HEIGHT mm | ADAPTOR         | SCREWDRIVER ADAPTOR                | DIGITAL ANALOG  |
|-----------------|-----------|-----------------|------------------------------------|-----------------|
| 52.408.113.01-2 | 8         | 50.313.008.01-2 | 43.621.410.01-2<br>43.624.410.01-2 | 34.613.008.01-2 |

| DYNAMIC MILLING TOOL | SHANK | $\alpha_{di}$ | SCANALOG        |
|----------------------|-------|---------------|-----------------|
| 33.370.716.01-2      | 3     | 30°           | 23.413.008.01-2 |
| 33.470.716.01-2      | 4     |               |                 |
| 33.670.716.01-2      | 6     |               |                 |

DYNAMIC SCREWS

STRAIGHT SCREWS

| DYNAMIC SCREW   | HIGH DYNAMIC SCREW | DYNAMIC SCREWDRIVER | SCREWDRIVER LENGTH (mm) |
|-----------------|--------------------|---------------------|-------------------------|
| 41.318.045.01-2 | -                  | 43.618.201.01-2     | 18                      |
|                 |                    | 43.624.201.01-2     | 24                      |
|                 |                    | 43.632.201.01-2     | 32                      |

| STRAIGHT SCREW  | SCREWDRIVER Hex. 1.27 |
|-----------------|-----------------------|
| 40.318.005.01-2 | 43.601.105.01-2       |

ANALOG

LAB SCANBODY

|   |                 |
|---|-----------------|
| - | 30.412.001.01-2 |
|---|-----------------|

LIBRARY OPTIONS: GH = Gingival Height CH = Cement Height IG = Adaptor 3mm  $\alpha_s$  = Standard maximum angulation  $\alpha_c$  = Captive maximum angulation  $\alpha_d$  = Direct to implant maximum angulation R = Rotational / Non-Engaging NR = Non Rotational / Engaging

STANDARD DYNAMIC TIBASE

|    | GINGIVAL HEIGHT | $\alpha_s$ | $\alpha_c$ | GINGIVAL HEIGHT | $\alpha_s$ | $\alpha_c$ | GINGIVAL HEIGHT | $\alpha_s$ | $\alpha_c$ | GINGIVAL HEIGHT | $\alpha_s$ | $\alpha_c$ | GINGIVAL HEIGHT | $\alpha_s$ | $\alpha_c$ |
|----|-----------------|------------|------------|-----------------|------------|------------|-----------------|------------|------------|-----------------|------------|------------|-----------------|------------|------------|
|    | 0.3 mm          |            |            | 0.5 mm          |            |            | 1 mm            |            |            | mm              |            |            | mm              |            |            |
| R  | 31.322.009.01-2 | 45°        | 25°        | 31.322.009.02-2 | 25°        | -          | 31.322.009.03-2 | 25°        | -          | -               | -          | -          | -               | -          | -          |
| NR | 31.312.009.01-2 |            |            | 31.312.009.02-2 |            |            | 31.312.009.03-2 |            |            | -               |            |            | -               |            |            |

DYNAMIC 3TIBASE

|    | GINGIVAL HEIGHT | $\alpha_s$ | $\alpha_s$ | $\alpha_s$ |
|----|-----------------|------------|------------|------------|
|    |                 | CH+5mm     | CH+ 7mm    | CH+ 9mm    |
| R  | -               | -          | -          | -          |
| NR | -               |            |            |            |

DYNAMIC SCANBODY (LAB/CLIN)

DIGITAL ANALOG

| SCANBODY        | HEIGHT mm | ADAPTOR         | SCREWDRIVER ADAPTOR | DIGITAL ANALOG  |
|-----------------|-----------|-----------------|---------------------|-----------------|
| 52.410.114.01-2 | 10        | 50.312.009.01-2 | 43.621.410.01-2     | 34.612.009.01-2 |
|                 |           |                 | 43.624.410.01-2     |                 |
| 52.412.114.01-2 | 12        |                 |                     |                 |

DYNAMIC MILLING TOOL

| DYNAMIC MILLING TOOL | SHANK | $\alpha_{di}$ |
|----------------------|-------|---------------|
| 33.390.716.01-2      | 3     | 25°           |
| 33.490.716.01-2      | 4     |               |
| 33.690.716.01-2      | 6     |               |

DYNAMIC SCREWS

| DYNAMIC SCREW   | HIGH DYNAMIC SCREW | DYNAMIC SCREWDRIVER | SCREWDRIVER LENGTH (mm) |
|-----------------|--------------------|---------------------|-------------------------|
| 41.320.051.01-2 | -                  | 43.618.201.01-2     | 18                      |
|                 |                    | 43.624.201.01-2     | 24                      |
|                 |                    | 43.632.201.01-2     | 32                      |

STRAIGHT SCREWS

| STRAIGHT SCREW  | SCREWDRIVER Hex. 1.20 |
|-----------------|-----------------------|
| 40.320.003.01-2 | 43.601.103.02-2       |

ANALOG

LAB SCANBODY

|   |                 |
|---|-----------------|
| - | 30.412.001.01-2 |
|---|-----------------|

LIBRARY OPTIONS: GH = Gingival Height CH = Cement Height IG = Adaptor 3mm  $\alpha_s$  = Standard maximum angulation  $\alpha_c$  = Captive maximum angulation  $\alpha_{di}$  = Direct to implant maximum angulation R = Rotational / Non-Engaging NR = Non Rotational / Engaging

STANDARD DYNAMIC TIBASE

|    | GINGIVAL HEIGHT<br>0.3 mm | $\alpha_s$ | $\alpha_c$ | GINGIVAL HEIGHT<br>mm | $\alpha_s$ | $\alpha_c$ | GINGIVAL HEIGHT<br>mm | $\alpha_s$ | $\alpha_c$ | GINGIVAL HEIGHT<br>mm | $\alpha_s$ | $\alpha_c$ | GINGIVAL HEIGHT<br>mm | $\alpha_s$ | $\alpha_c$ |
|----|---------------------------|------------|------------|-----------------------|------------|------------|-----------------------|------------|------------|-----------------------|------------|------------|-----------------------|------------|------------|
| R  | 31.323.010.01-2           | 45°        | 29°        | -                     | -          | -          | -                     | -          | -          | -                     | -          | -          | -                     | -          | -          |
| NR | 31.313.010.01-2           |            |            | -                     | -          | -          | -                     | -          | -          | -                     | -          | -          | -                     | -          | -          |

DYNAMIC 3TIBASE

|    | GINGIVAL HEIGHT | $\alpha_s$<br>CH+5mm | $\alpha_s$<br>CH+ 7mm | $\alpha_s$<br>CH+ 9mm |
|----|-----------------|----------------------|-----------------------|-----------------------|
| R  | -               | -                    | -                     | -                     |
| NR | -               | -                    | -                     | -                     |

DYNAMIC SCANBODY (LAB/CLIN)

DIGITAL ANALOG

| SCANBODY        | HEIGHT mm | ADAPTOR                     | SCREWDRIVER ADAPTOR | DIGITAL ANALOG  |
|-----------------|-----------|-----------------------------|---------------------|-----------------|
| 52.410.115.01-2 | 10        | 50.313.010.01-2             | 43.621.410.01-2     | 34.613.010.01-2 |
|                 |           |                             | 43.624.410.01-2     |                 |
| 52.412.115.01-2 | 12        | 50.313.010.04-2<br>(IG+3mm) |                     |                 |

DYNAMIC MILLING TOOL

| DYNAMIC MILLING TOOL | SHANK | $\alpha_{di}$ |
|----------------------|-------|---------------|
| 33.390.716.01-2      | 3     | 30°           |
| 33.490.716.01-2      | 4     |               |
| 33.690.716.01-2      | 6     |               |

DYNAMIC SCREWS

| DYNAMIC SCREW   | HIGH DYNAMIC SCREW | DYNAMIC SCREWDRIVER | SCREWDRIVER LENGTH (mm) |
|-----------------|--------------------|---------------------|-------------------------|
| 41.318.065.01-2 | -                  | 43.618.201.01-2     | 18                      |
|                 |                    | 43.624.201.01-2     | 24                      |
|                 |                    | 43.632.201.01-2     | 32                      |

STRAIGHT SCREWS

| STRAIGHT SCREW  | SCREWDRIVER Hex. 1.20 |
|-----------------|-----------------------|
| 40.318.003.01-2 | 43.601.103.02-2       |

ANALOG

LAB SCANBODY

|                 |                 |
|-----------------|-----------------|
| 22.613.010.01-2 | 30.413.002.01-2 |
|-----------------|-----------------|

MULTI-UNIT

|   | GINGIVAL HEIGHT<br>1 mm | GINGIVAL HEIGHT<br>2 mm | GINGIVAL HEIGHT<br>3 mm | GINGIVAL HEIGHT<br>4 mm |
|---|-------------------------|-------------------------|-------------------------|-------------------------|
| R | 42.303.010.01-2         | 42.303.010.02-2         | 42.303.010.03-2         | 42.303.010.04-2         |

LIBRARY OPTIONS: GH = Gingival Height CH = Cement Height IG = Adaptor 3mm  $\alpha_s$  = Standard maximum angulation  $\alpha_c$  = Captive maximum angulation  $\alpha_{di}$  = Direct to implant maximum angulation R = Rotational / Non-Engaging NR = Non Rotational / Engaging

STANDARD DYNAMIC TIBASE

|    | GINGIVAL HEIGHT | $\alpha_s$ | $\alpha_c$ | GINGIVAL HEIGHT | $\alpha_s$ | $\alpha_c$ | GINGIVAL HEIGHT | $\alpha_s$ | $\alpha_c$ | GINGIVAL HEIGHT | $\alpha_s$ | $\alpha_c$ | GINGIVAL HEIGHT | $\alpha_s$ | $\alpha_c$ |
|----|-----------------|------------|------------|-----------------|------------|------------|-----------------|------------|------------|-----------------|------------|------------|-----------------|------------|------------|
|    | 0,3 mm          |            |            | mm              |            |            | mm              |            |            | mm              |            |            | mm              |            |            |
| R  | 31.322.011.01-2 | 25°        | 29°        | -               | -          | -          | -               | -          | -          | -               | -          | -          | -               | -          | -          |
| NR | 31.312.011.01-2 |            |            | -               | -          | -          | -               | -          | -          | -               | -          | -          | -               | -          | -          |

DYNAMIC 3TIBASE

|    | GINGIVAL HEIGHT | $\alpha_s$ | $\alpha_s$ | $\alpha_s$ | GINGIVAL HEIGHT | $\alpha_s$ | $\alpha_s$ | $\alpha_s$ | GINGIVAL HEIGHT | $\alpha_s$ | $\alpha_s$ | $\alpha_s$ |
|----|-----------------|------------|------------|------------|-----------------|------------|------------|------------|-----------------|------------|------------|------------|
|    | 0,3 mm          | CH+5mm     | CH+ 7mm    | CH+ 9mm    | 2 mm            | CH+5mm     | CH+ 7mm    | CH+ 9mm    | 3 mm            | CH+5mm     | CH+ 7mm    | CH+ 9mm    |
| R  | -               | 25°        | 25°        | 15°        | -               | 25°        | 20°        | 15°        | -               | 25°        | 20°        | 10°        |
| NR | 31.312.011.21-2 |            |            |            | 31.312.011.23-2 |            |            |            | 31.312.011.24-2 |            |            |            |

DYNAMIC SCANBODY (LAB/CLIN)

DIGITAL ANALOG

DYNAMIC MILLING TOOL

| SCANBODY        | HEIGHT mm | ADAPTOR         | SCREWDRIVER ADAPTOR                | DIGITAL ANALOG  |
|-----------------|-----------|-----------------|------------------------------------|-----------------|
| 52.410.108.01-2 | 10        | 50.312.011.01-2 | 43.621.410.01-2<br>43.624.410.01-2 | 34.612.011.01-2 |
| 52.412.108.01-2 | 12        |                 |                                    |                 |

| DYNAMIC MILLING TOOL | SHANK | $\alpha_{di}$ |
|----------------------|-------|---------------|
| 33.345.804.01-2      | 3     | 20°           |
| 33.445.804.01-2      | 4     |               |
| 33.645.804.01-2      | 6     |               |

DYNAMIC SCREWS

STRAIGHT SCREWS

| DYNAMIC SCREW   | HIGH DYNAMIC SCREW | DYNAMIC SCREWDRIVER | SCREWDRIVER LENGTH (mm) |
|-----------------|--------------------|---------------------|-------------------------|
| 41.316.094.01-2 | -                  | 43.618.201.01-2     | 18                      |
|                 |                    | 43.624.201.01-2     | 24                      |
|                 |                    | 43.632.201.01-2     | 32                      |

| STRAIGHT SCREW  | SCREWDRIVER Hex. 1.27 |
|-----------------|-----------------------|
| 40.316.005.04-2 | 43.601.105.01-2       |

| ANALOG | LAB SCANBODY    |
|--------|-----------------|
| -      | 30.412.001.01-2 |

MULTI-UNIT

|   | GINGIVAL HEIGHT | GINGIVAL HEIGHT | GINGIVAL HEIGHT | GINGIVAL HEIGHT |
|---|-----------------|-----------------|-----------------|-----------------|
|   | 1 mm            | 2 mm            | 3 mm            | 4 mm            |
| R | 42.302.011.01-2 | 42.302.011.02-2 | 42.302.011.03-2 | -               |

LIBRARY OPTIONS: GH = Gingival Height CH = Cement Height IG = Adaptor 3mm  $\alpha_s$  = Standard maximum angulation  $\alpha_c$  = Captive maximum angulation  $\alpha_{di}$  = Direct to implant maximum angulation R = Rotational / Non-Engaging NR = Non Rotational / Engaging

STANDARD DYNAMIC TIBASE

|    | GINGIVAL HEIGHT | $\alpha_s$ | $\alpha_c$ | GINGIVAL HEIGHT | $\alpha_s$ | $\alpha_c$ | GINGIVAL HEIGHT | $\alpha_s$ | $\alpha_c$ | GINGIVAL HEIGHT | $\alpha_s$ | $\alpha_c$ | GINGIVAL HEIGHT | $\alpha_s$ | $\alpha_c$ |
|----|-----------------|------------|------------|-----------------|------------|------------|-----------------|------------|------------|-----------------|------------|------------|-----------------|------------|------------|
|    | 0,3 mm          |            |            | mm              |            |            | mm              |            |            | mm              |            |            | mm              |            |            |
| R  | 31.323.012.01-2 | 25°        | 30°        | -               | -          | -          | -               | -          | -          | -               | -          | -          | -               | -          | -          |
| NR | 31.313.012.01-2 |            |            | -               | -          | -          | -               | -          | -          | -               | -          | -          | -               | -          | -          |

DYNAMIC 3TIBASE

|    | GINGIVAL HEIGHT | $\alpha_s$ | $\alpha_s$ | $\alpha_s$ | GINGIVAL HEIGHT | $\alpha_s$ | $\alpha_s$ | $\alpha_s$ | GINGIVAL HEIGHT | $\alpha_s$ | $\alpha_s$ | $\alpha_s$ |
|----|-----------------|------------|------------|------------|-----------------|------------|------------|------------|-----------------|------------|------------|------------|
|    | 0,3 mm          | CH+5mm     | CH+ 7mm    | CH+ 9mm    | 2 mm            | CH+5mm     | CH+ 7mm    | CH+ 9mm    | 3mm             | CH+5mm     | CH+ 7mm    | CH+ 9mm    |
| R  | -               | 25°        | 25°        | 15°        | -               | 25°        | 20°        | 15°        | -               | 25°        | 20°        | 10°        |
| NR | 31.313.012.21-2 |            |            |            | 31.313.012.23-2 |            |            |            | 31.313.012.24-2 |            |            |            |

DYNAMIC SCANBODY (LAB/CLIN)

DIGITAL ANALOG

DYNAMIC MILLING TOOL

| SCANBODY        | HEIGHT mm | ADAPTOR         | SCREWDRIVER ADAPTOR                | DIGITAL ANALOG  |
|-----------------|-----------|-----------------|------------------------------------|-----------------|
| 52.410.109.01-2 | 10        | 50.313.012.01-2 | 43.621.410.01-2<br>43.624.410.01-2 | 34.613.012.01-2 |
|                 |           |                 |                                    |                 |
| 52.412.109.01-2 | 12        |                 |                                    |                 |

| DYNAMIC MILLING TOOL | SHANK | $\alpha_{di}$ |
|----------------------|-------|---------------|
| 33.345.804.01-2      | 3     | 20°           |
| 33.445.804.01-2      | 4     |               |
| 33.645.804.01-2      | 6     |               |

DYNAMIC SCREWS

STRAIGHT SCREWS

| DYNAMIC SCREW   | HIGH DYNAMIC SCREW | DYNAMIC SCREWDRIVER | SCREWDRIVER LENGTH (mm) |
|-----------------|--------------------|---------------------|-------------------------|
| 41.316.094.01-2 | -                  | 43.618.201.01-2     | 18                      |
|                 |                    | 43.624.201.01-2     | 24                      |
|                 |                    | 43.632.201.01-2     | 32                      |

| STRAIGHT SCREW  | SCREWDRIVER Hex. 1.27 |
|-----------------|-----------------------|
| 40.316.005.04-2 | 43.601.105.01-2       |

| ANALOG | LAB SCANBODY    |
|--------|-----------------|
| -      | 30.413.002.01-2 |

MULTI-UNIT

|   | GINGIVAL HEIGHT | GINGIVAL HEIGHT | GINGIVAL HEIGHT | GINGIVAL HEIGHT |
|---|-----------------|-----------------|-----------------|-----------------|
|   | 1 mm            | 2 mm            | 3 mm            | 4 mm            |
| R | 42.303.012.01-2 | 42.303.012.02-2 | 42.303.012.03-2 | -               |

LIBRARY OPTIONS: GH = Gingival Height CH = Cement Height IG = Adaptor 3mm  $\alpha_s$  = Standard maximum angulation  $\alpha_c$  = Captive maximum angulation  $\alpha_{di}$  = Direct to implant maximum angulation R = Rotational / Non-Engaging NR = Non Rotational / Engaging

STANDARD DYNAMIC TIBASE

|    | GINGIVAL HEIGHT | $\alpha_s$ | $\alpha_c$ | GINGIVAL HEIGHT | $\alpha_s$ | $\alpha_c$ | GINGIVAL HEIGHT | $\alpha_s$ | $\alpha_c$ | GINGIVAL HEIGHT | $\alpha_s$ | $\alpha_c$ | GINGIVAL HEIGHT | $\alpha_s$ | $\alpha_c$ |
|----|-----------------|------------|------------|-----------------|------------|------------|-----------------|------------|------------|-----------------|------------|------------|-----------------|------------|------------|
|    | 0.7 mm          |            |            | mm              |            |            | mm              |            |            | mm              |            |            | mm              |            |            |
| R  | 31.323.013.01-2 | 43°        | 23°        | -               | -          | -          | -               | -          | -          | -               | -          | -          | -               | -          | -          |
| NR | 31.313.013.01-2 |            |            | -               | -          | -          | -               | -          | -          | -               | -          | -          | -               | -          | -          |

DYNAMIC 3TIBASE

|    | GINGIVAL HEIGHT | $\alpha_s$ | $\alpha_s$ | $\alpha_s$ |
|----|-----------------|------------|------------|------------|
|    |                 | CH+5mm     | CH+ 7mm    | CH+ 9mm    |
| R  | -               | -          | -          | -          |
| NR | -               | -          | -          | -          |

DYNAMIC SCANBODY (LAB/CLIN)

DIGITAL ANALOG

| SCANBODY | HEIGHT mm | ADAPTOR | SCREWDRIVER ADAPTOR | DIGITAL ANALOG |
|----------|-----------|---------|---------------------|----------------|
| -        | -         | -       | -                   | -              |
| -        | -         |         |                     |                |
| -        | -         |         |                     |                |

DYNAMIC MILLING TOOL

| DYNAMIC MILLING TOOL | SHANK | $\alpha_{di}$ |
|----------------------|-------|---------------|
| -                    | -     | -             |
| -                    | -     | -             |
| -                    | -     | -             |

DYNAMIC SCREWS

| DYNAMIC SCREW   | HIGH DYNAMIC SCREW | DYNAMIC SCREWDRIVER | SCREWDRIVER LENGTH (mm) |
|-----------------|--------------------|---------------------|-------------------------|
| 41.320.074.01-2 | -                  | 43.618.201.01-2     | 18                      |
|                 |                    | 43.624.201.01-2     | 24                      |
|                 |                    | 43.632.201.01-2     | 32                      |

STRAIGHT SCREWS

| STRAIGHT SCREW  | SCREWDRIVER TORX T6 |
|-----------------|---------------------|
| 40.320.007.02-2 | 43.601.107.01-2     |

ANALOG

LAB SCANBODY

|   |                 |
|---|-----------------|
| - | 30.413.002.01-2 |
|---|-----------------|

LIBRARY OPTIONS: GH = Gingival Height CH = Cement Height IG = Adaptor 3mm  $\alpha_s$  = Standard maximum angulation  $\alpha_c$  = Captive maximum angulation  $\alpha_{di}$  = Direct to implant maximum angulation R = Rotational / Non-Engaging NR = Non Rotational / Engaging



STANDARD DYNAMIC TIBASE

|    | GINGIVAL HEIGHT | $\alpha_s$ | $\alpha_c$ | GINGIVAL HEIGHT | $\alpha_s$ | $\alpha_c$ | GINGIVAL HEIGHT | $\alpha_s$ | $\alpha_c$ | GINGIVAL HEIGHT | $\alpha_s$ | $\alpha_c$ | GINGIVAL HEIGHT | $\alpha_s$ | $\alpha_c$ |
|----|-----------------|------------|------------|-----------------|------------|------------|-----------------|------------|------------|-----------------|------------|------------|-----------------|------------|------------|
|    | 1.2 mm          |            |            | 2 mm            |            |            | 3 mm            |            |            | mm              |            |            | mm              |            |            |
| R  | 31.322.014.01-2 | 41°        | 23°        | 31.322.014.02-2 | 25°        | -          | -               | 20°        | -          | -               | -          | -          | -               | -          | -          |
| NR | 31.312.014.01-2 |            |            | 31.312.014.02-2 |            |            | 31.312.014.03-2 |            |            | -               |            |            | -               |            |            |

DYNAMIC 3TIBASE

|    | GINGIVAL HEIGHT | $\alpha_s$ | $\alpha_s$ | $\alpha_s$ |
|----|-----------------|------------|------------|------------|
|    | 3 mm            | CH+5mm     | CH+ 7mm    | CH+ 9mm    |
| R  | 31.322.014.23-2 | 25°        | 20°        | 15°        |
| NR | 31.312.014.23-2 |            |            |            |

DYNAMIC SCANBODY (LAB/CLIN)

DIGITAL ANALOG

DYNAMIC MILLING TOOL

SCANALOG

| SCANBODY        | HEIGHT mm | ADAPTOR                     | SCREWDRIVER ADAPTOR | DIGITAL ANALOG  |
|-----------------|-----------|-----------------------------|---------------------|-----------------|
| 52.410.128.01-2 | 10        | 50.312.014.03-2<br>(IG=3mm) | 43.621.415.01-2     | 34.612.014.01-2 |
| -               | -         |                             |                     |                 |
| -               | -         |                             |                     |                 |

| DYNAMIC MILLING TOOL | SHANK | $\alpha_{di}$ | SCANALOG        |
|----------------------|-------|---------------|-----------------|
| 33.345.804.01-2      | 3     | 25°           | 23.412.014.01-2 |
| 33.445.804.01-2      | 4     |               |                 |
| 33.645.804.01-2      | 6     |               |                 |

DYNAMIC SCREWS

STRAIGHT SCREWS

| DYNAMIC SCREW   | HIGH DYNAMIC SCREW | DYNAMIC SCREWDRIVER | SCREWDRIVER LENGTH (mm) |
|-----------------|--------------------|---------------------|-------------------------|
| 41.314.067.01-2 | 41.314.105.01-2    | 43.618.201.01-2     | 18                      |
|                 |                    | 43.624.201.01-2     | 24                      |
|                 |                    | 43.632.201.01-2     | 32                      |

| STRAIGHT SCREW  | SCREWDRIVER Hex. 1.20 |
|-----------------|-----------------------|
| 40.314.003.04-2 | 43.601.103.02-2       |

| ANALOG | LAB SCANBODY    |
|--------|-----------------|
| -      | 30.412.001.01-2 |

MULTI-UNIT

ANGULATED MULTI-UNIT

|   | GINGIVAL HEIGHT | GINGIVAL HEIGHT | GINGIVAL HEIGHT | GINGIVAL HEIGHT |
|---|-----------------|-----------------|-----------------|-----------------|
|   | 1 mm            | 2 mm            | 3 mm            | 4 mm            |
| R | -               | 42.302.014.02-2 | 42.302.014.03-2 | 42.302.014.04-2 |

|    | GINGIVAL HEIGHT | GINGIVAL HEIGHT | GINGIVAL HEIGHT | GINGIVAL HEIGHT |
|----|-----------------|-----------------|-----------------|-----------------|
|    | 1.5 mm          | 2.5 mm          | 3.5 mm          | 4.5 mm          |
| NR | -               | -               | 48.312.014.03-2 | 48.312.014.04-2 |

LIBRARY OPTIONS: GH = Gingival Height CH = Cement Height IG = Adaptor 3mm  $\alpha_s$  = Standard maximum angulation  $\alpha_c$  = Captive maximum angulation  $\alpha_{di}$  = Direct to implant maximum angulation R = Rotational / Non-Engaging NR = Non Rotational / Engaging

STANDARD DYNAMIC TIBASE

|    | GINGIVAL HEIGHT | $\alpha_s$ | $\alpha_c$ | GINGIVAL HEIGHT | $\alpha_s$ | $\alpha_c$ | GINGIVAL HEIGHT | $\alpha_s$ | $\alpha_c$ | GINGIVAL HEIGHT | $\alpha_s$ | $\alpha_c$ | GINGIVAL HEIGHT | $\alpha_s$ | $\alpha_c$ |
|----|-----------------|------------|------------|-----------------|------------|------------|-----------------|------------|------------|-----------------|------------|------------|-----------------|------------|------------|
|    | 1.7 mm          |            |            | 2.5 mm          |            |            | 3 mm            |            |            | 4 mm            |            |            | 5 mm            |            |            |
| R  | 31.323.015.01-2 | 43°        | 23°        | 31.323.015.02-2 | 25°        | -          | 31.323.015.03-2 | 25°        | -          | 31.323.015.04-2 | 20°        | -          | 31.323.015.05-2 | 15°        | -          |
| NR | 31.313.015.01-2 |            |            | 31.313.015.02-2 |            |            | 31.313.015.03-2 |            |            | 31.313.015.04-2 |            |            | 31.313.015.05-2 |            |            |

DYNAMIC 3TIBASE

|    | GINGIVAL HEIGHT | $\alpha_s$ | $\alpha_s$ | $\alpha_s$ | GINGIVAL HEIGHT | $\alpha_s$ | $\alpha_s$ | $\alpha_s$ | GINGIVAL HEIGHT | GINGIVAL HEIGHT | $\alpha_s$ | $\alpha_s$ | $\alpha_s$ |
|----|-----------------|------------|------------|------------|-----------------|------------|------------|------------|-----------------|-----------------|------------|------------|------------|
|    | 1 mm            | CH+5mm     | CH+ 7mm    | CH+ 9mm    | 1.7 mm          | CH+5mm     | CH+ 7mm    | CH+ 9mm    | 2.5 mm          | 3.5 mm          | CH+5mm     | CH+ 7mm    | CH+ 9mm    |
| R  | -               | 30°        | 25°        | 200°       | 31.323.015.21-2 | 30°        | 25°        | 10°        | 31.323.015.22-2 | -               | 25°        | 20°        | 10°        |
| NR | 31.313.015.27-2 |            |            |            | 31.313.015.21-2 |            |            |            | 31.313.015.22-2 | 31.313.015.26-2 |            |            |            |

DYNAMIC SCANBODY (LAB/CLIN)

DIGITAL ANALOG

DYNAMIC MILLING TOOL

SCANALOG

SCANBODY OP

| SCANBODY        | HEIGHT mm | ADAPTOR                  | SCREWDRIVER ADAPTOR | DIGITAL ANALOG  | DYNAMIC MILLING TOOL | SHANK                   | $\alpha_{di}$ | SCANALOG        | SCANBODY        | PEEK PINS               | TYPE |
|-----------------|-----------|--------------------------|---------------------|-----------------|----------------------|-------------------------|---------------|-----------------|-----------------|-------------------------|------|
| 52.410.104.01-2 | 10        | 50.313.015.01-2          | 43.621.410.01-2     | 34.613.015.01-2 | 33.390.805.01-2      | 3                       | 25°           | 23.413.015.01-2 | 54.315.015.21-2 | 49.414.000.01-2 (6 mm)  | A    |
|                 |           | 50.313.015.03-2 (IG-3mm) | 43.624.410.01-2     |                 | 33.490.805.01-2      | 4                       |               |                 |                 | 49.415.000.01-2 (9 mm)  |      |
| 52.412.104.01-2 | 12        |                          | 43.624.410.01-2     |                 | 33.690.805.01-2      | 6                       |               |                 |                 | 49.416.000.01-2 (13 mm) |      |
|                 |           |                          |                     |                 |                      | 49.414.000.02-2 (6 mm)  | B             |                 |                 |                         |      |
|                 |           |                          |                     |                 |                      | 49.415.000.02-2 (9 mm)  |               |                 |                 |                         |      |
|                 |           |                          |                     |                 |                      | 49.416.000.02-2 (13 mm) | C             |                 |                 |                         |      |
|                 |           |                          |                     |                 |                      | 49.414.000.03-2 (6 mm)  |               |                 |                 |                         |      |
|                 |           |                          |                     |                 |                      | 49.415.000.03-2 (9 mm)  |               |                 |                 |                         |      |
|                 |           |                          |                     |                 |                      | 49.416.000.03-2 (13 mm) |               |                 |                 |                         |      |
|                 |           |                          |                     |                 |                      |                         |               | 43.601.103.02-2 |                 |                         |      |

DYNAMIC SCREWS

STRAIGHT SCREWS

| DYNAMIC SCREW   | HIGH DYNAMIC SCREW | DYNAMIC SCREWDRIVER | SCREWDRIVER LENGTH (mm) |
|-----------------|--------------------|---------------------|-------------------------|
| 41.318.075.01-2 | -                  | 43.618.201.01-2     | 18                      |
|                 |                    | 43.624.201.01-2     | 24                      |
|                 |                    | 43.632.201.01-2     | 32                      |

| STRAIGHT SCREW  | SCREWDRIVER Hex. 1.20 |
|-----------------|-----------------------|
| 40.318.003.02-2 | 43.601.103.02-2       |

ANALOG

LAB SCANBODY

|   |                 |
|---|-----------------|
| - | 30.413.002.01-2 |
|---|-----------------|

MULTI-UNIT

ANGULATED MULTI-UNIT

|   | GINGIVAL HEIGHT | GINGIVAL HEIGHT | GINGIVAL HEIGHT | GINGIVAL HEIGHT |
|---|-----------------|-----------------|-----------------|-----------------|
|   | 1 mm            | 2 mm            | 3 mm            | 4 mm            |
| R | 42.303.015.01-2 | 42.303.015.02-2 | 42.303.015.03-2 | 42.303.015.04-2 |

|    | GINGIVAL HEIGHT | GINGIVAL HEIGHT | GINGIVAL HEIGHT | GINGIVAL HEIGHT |
|----|-----------------|-----------------|-----------------|-----------------|
|    | 1.5 mm          | 2.5 mm          | 3.5 mm          | 4.5 mm          |
| NR | 48.312.015.01-2 | 48.312.015.02-2 | -               | 48.312.015.04-2 |

LIBRARY OPTIONS: GH = Gingival Height CH = Cement Height IG = Adaptor 3mm  $\alpha_s$  = Standard maximum angulation  $\alpha_c$  = Captive maximum angulation  $\alpha_{di}$  = Direct to implant maximum angulation R = Rotational / Non-Engaging NR = Non Rotational / Engaging

STANDARD DYNAMIC TIBASE

|    | GINGIVAL HEIGHT | $\alpha_s$ | $\alpha_c$ | GINGIVAL HEIGHT | $\alpha_s$ | $\alpha_c$ | GINGIVAL HEIGHT | $\alpha_s$ | $\alpha_c$ | GINGIVAL HEIGHT | $\alpha_s$ | $\alpha_c$ | GINGIVAL HEIGHT | $\alpha_s$ | $\alpha_c$ |
|----|-----------------|------------|------------|-----------------|------------|------------|-----------------|------------|------------|-----------------|------------|------------|-----------------|------------|------------|
|    | 0.8 mm          |            |            | 1.5 mm          |            |            | mm              |            |            | mm              |            |            | mm              |            |            |
| R  | 31.322.016.01-2 | 45°        | 28°        | 31.322.016.02-2 | 25°        | -          | -               | -          | -          | -               | -          | -          | -               | -          | -          |
| NR | 31.312.016.01-2 |            |            | 31.312.016.02-2 |            |            | -               |            |            | -               |            |            | -               |            |            |

DYNAMIC 3TIBASE

|    | GINGIVAL HEIGHT | $\alpha_s$ | $\alpha_s$ | $\alpha_s$ |
|----|-----------------|------------|------------|------------|
|    | 1.5 mm          | CH+5mm     | CH+ 7mm    | CH+ 9mm    |
| R  | -               | 25°        | 25°        | 15°        |
| NR | 31.312.016.22-2 |            |            |            |

DYNAMIC SCANBODY (LAB/CLIN)

DIGITAL ANALOG

| SCANBODY        | HEIGHT mm | ADAPTOR         | SCREWDRIVER ADAPTOR                | DIGITAL ANALOG  |
|-----------------|-----------|-----------------|------------------------------------|-----------------|
| 52.408.106.01-2 | 8         | 50.312.016.01-2 | 43.621.410.01-2<br>43.624.410.01-2 | 34.610.016.01-2 |
| 52.410.106.01-2 | 10        |                 |                                    |                 |
| 52.412.106.01-2 | 12        |                 |                                    |                 |

DYNAMIC MILLING TOOL

| DYNAMIC MILLING TOOL | SHANK | $\alpha_{di}$ |
|----------------------|-------|---------------|
| 33.360.754.01-2      | 3     | 25°           |
| 33.460.754.01-2      | 4     |               |
| 33.660.754.01-2      | 6     |               |

DYNAMIC SCREWS

| DYNAMIC SCREW   | HIGH DYNAMIC SCREW | DYNAMIC SCREWDRIVER | SCREWDRIVER LENGTH (mm) |
|-----------------|--------------------|---------------------|-------------------------|
| 41.316.071.01-2 | -                  | 43.618.201.01-2     | 18                      |
|                 |                    | 43.624.201.01-2     | 24                      |
|                 |                    | 43.632.201.01-2     | 32                      |

STRAIGHT SCREWS

| STRAIGHT SCREW  | SCREWDRIVER Hex. 1.27 |
|-----------------|-----------------------|
| 40.316.005.05-2 | 43.601.105.01-2       |

ANALOG

LAB SCANBODY

|   |                 |
|---|-----------------|
| - | 30.412.001.01-2 |
|---|-----------------|

MULTI-UNIT

|   | GINGIVAL HEIGHT | GINGIVAL HEIGHT | GINGIVAL HEIGHT | GINGIVAL HEIGHT |
|---|-----------------|-----------------|-----------------|-----------------|
|   | 1 mm            | 2 mm            | 3 mm            | 4 mm            |
| R | -               | 42.302.016.02-2 | -               | -               |

LIBRARY OPTIONS: GH = Gingival Height CH = Cement Height IG = Adaptor 3mm  $\alpha_s$  = Standard maximum angulation  $\alpha_c$  = Captive maximum angulation  $\alpha_{di}$  = Direct to implant maximum angulation R = Rotational / Non-Engaging NR = Non Rotational / Engaging

STANDARD DYNAMIC TIBASE

|    | GINGIVAL HEIGHT | $\alpha_s$ | $\alpha_c$ | GINGIVAL HEIGHT | $\alpha_s$ | $\alpha_c$ | GINGIVAL HEIGHT | $\alpha_s$ | $\alpha_c$ | GINGIVAL HEIGHT | $\alpha_s$ | $\alpha_c$ | GINGIVAL HEIGHT | $\alpha_s$ | $\alpha_c$ |
|----|-----------------|------------|------------|-----------------|------------|------------|-----------------|------------|------------|-----------------|------------|------------|-----------------|------------|------------|
|    | 0,7 mm          |            |            | 1,5 mm          |            |            | mm              |            |            | mm              |            |            | mm              |            |            |
| R  | 31.323.017.01-2 | 45°        | 24°        | 31.323.017.02-2 | 25°        | -          | -               | -          | -          | -               | -          | -          | -               | -          | -          |
| NR | 31.313.017.01-2 |            |            | 31.313.017.02-2 |            |            | -               |            |            | -               |            |            | -               |            |            |

DYNAMIC 3TIBASE

|    | GINGIVAL HEIGHT | $\alpha_s$ | $\alpha_s$ | $\alpha_s$ |
|----|-----------------|------------|------------|------------|
|    | 0,7 mm          | CH+5mm     | CH+ 7mm    | CH+ 9mm    |
| R  | 31.323.017.21-2 | 30°        | 25°        | 15°        |
| NR | 31.313.017.21-2 |            |            |            |

DYNAMIC SCANBODY (LAB/CLIN)

DIGITAL ANALOG

| SCANBODY        | HEIGHT mm | ADAPTOR                     | SCREWDRIVER ADAPTOR | DIGITAL ANALOG  |
|-----------------|-----------|-----------------------------|---------------------|-----------------|
| 52.408.101.01-2 | 8         | 50.313.017.04-2<br>(IG-3mm) | 43.621.410.01-2     | 34.613.017.01-2 |
| 52.410.101.01-2 | 10        |                             | 43.624.410.01-2     |                 |
| 52.412.101.01-2 | 12        |                             |                     |                 |

DYNAMIC MILLING TOOL

| DYNAMIC MILLING TOOL | SHANK | $\alpha_{di}$ |
|----------------------|-------|---------------|
| 33.360.756.01-2      | 3     | 30°           |
| 33.460.756.01-2      | 4     |               |
| 33.660.756.01-2      | 6     |               |

DYNAMIC SCREWS

| DYNAMIC SCREW   | HIGH DYNAMIC SCREW | DYNAMIC SCREWDRIVER | SCREWDRIVER LENGTH (mm) |
|-----------------|--------------------|---------------------|-------------------------|
| 41.317.073.01-2 | -                  | 43.618.201.01-2     | 18                      |
|                 |                    | 43.624.201.01-2     | 24                      |
|                 |                    | 43.632.201.01-2     | 32                      |

STRAIGHT SCREWS

| STRAIGHT SCREW  | SCREWDRIVER Hex. 1.27 |
|-----------------|-----------------------|
| 40.317.005.01-2 | 43.601.105.01-2       |

ANALOG

LAB SCANBODY

|   |                 |
|---|-----------------|
| - | 30.413.002.01-2 |
|---|-----------------|

MULTI-UNIT

|   | GINGIVAL HEIGHT | GINGIVAL HEIGHT | GINGIVAL HEIGHT | GINGIVAL HEIGHT |
|---|-----------------|-----------------|-----------------|-----------------|
|   | 1 mm            | 2 mm            | 3 mm            | 4 mm            |
| R | -               | 42.303.017.02-2 | -               | -               |

LIBRARY OPTIONS: GH = Gingival Height CH = Cement Height IG = Adaptor 3mm  $\alpha_s$  = Standard maximum angulation  $\alpha_c$  = Captive maximum angulation  $\alpha_{di}$  = Direct to implant maximum angulation R = Rotational / Non-Engaging NR = Non Rotational / Engaging

STANDARD DYNAMIC TIBASE

|    | GINGIVAL HEIGHT | $\alpha_s$ | $\alpha_c$ | GINGIVAL HEIGHT | $\alpha_s$ | $\alpha_c$ | GINGIVAL HEIGHT | $\alpha_s$ | $\alpha_c$ | GINGIVAL HEIGHT | $\alpha_s$ | $\alpha_c$ | GINGIVAL HEIGHT | $\alpha_s$ | $\alpha_c$ |
|----|-----------------|------------|------------|-----------------|------------|------------|-----------------|------------|------------|-----------------|------------|------------|-----------------|------------|------------|
|    | 1.2 mm          |            |            | mm              |            |            | mm              |            |            | mm              |            |            | mm              |            |            |
| R  | 31.324.018.01-2 | 39°        | 18°        | -               | -          | -          | -               | -          | -          | -               | -          | -          | -               | -          | -          |
| NR | 31.314.018.01-2 |            |            | -               | -          | -          | -               | -          | -          | -               | -          | -          | -               | -          | -          |

DYNAMIC 3TIBASE

|    | GINGIVAL HEIGHT | $\alpha_s$ | $\alpha_c$ | $\alpha_d$ |
|----|-----------------|------------|------------|------------|
|    |                 | CH-5mm     | CH- 7mm    | CH- 9mm    |
| R  | -               | -          | -          | -          |
| NR | -               | -          | -          | -          |

DYNAMIC SCANBODY (LAB/CLIN)

DIGITAL ANALOG

| SCANBODY        | HEIGHT mm | ADAPTOR         | SCREWDRIVER ADAPTOR | DIGITAL ANALOG  |
|-----------------|-----------|-----------------|---------------------|-----------------|
| 52.410.102.01-2 | 10        | 50.314.018.01-2 | 43.621.410.01-2     | 34.614.018.01-2 |
|                 |           |                 | 43.624.410.01-2     |                 |
| 52.412.102.01-2 | 12        |                 |                     |                 |

DYNAMIC MILLING TOOL

| DYNAMIC MILLING TOOL | SHANK | $\alpha_{di}$ |
|----------------------|-------|---------------|
| 33.360.756.01-2      | 3     | 30°           |
| 33.460.756.01-2      | 4     |               |
| 33.660.756.01-2      | 6     |               |

DYNAMIC SCREWS

STRAIGHT SCREWS

| DYNAMIC SCREW   | HIGH DYNAMIC SCREW | DYNAMIC SCREWDRIVER | SCREWDRIVER LENGTH (mm) |
|-----------------|--------------------|---------------------|-------------------------|
| 41.317.073.01-2 | -                  | 43.618.201.01-2     | 18                      |
|                 |                    | 43.624.201.01-2     | 24                      |
|                 |                    | 43.632.201.01-2     | 32                      |

| STRAIGHT SCREW  | SCREWDRIVER Hex. 1.27 |
|-----------------|-----------------------|
| 40.317.005.01-2 | 43.601.105.01-2       |

| ANALOG | LAB SCANBODY    |
|--------|-----------------|
| -      | 30.413.002.01-2 |

LIBRARY OPTIONS: GH = Gingival Height CH = Cement Height IG = Adaptor 3mm  $\alpha_s$  = Standard maximum angulation  $\alpha_c$  = Captive maximum angulation  $\alpha_d$  = Direct to implant maximum angulation R = Rotational / Non-Engaging NR = Non Rotational / Engaging

STANDARD DYNAMIC TIBASE

|    | GINGIVAL HEIGHT | $\alpha_s$ | $\alpha_c$ | GINGIVAL HEIGHT | $\alpha_s$ | $\alpha_c$ | GINGIVAL HEIGHT | $\alpha_s$ | $\alpha_c$ | GINGIVAL HEIGHT | $\alpha_s$ | $\alpha_c$ | GINGIVAL HEIGHT | $\alpha_s$ | $\alpha_c$ |
|----|-----------------|------------|------------|-----------------|------------|------------|-----------------|------------|------------|-----------------|------------|------------|-----------------|------------|------------|
|    | 0.8 mm          |            |            | mm              |            |            | mm              |            |            | mm              |            |            | mm              |            |            |
| R  | 31.322.019.01-2 | 45°        | 30°        | -               | -          | -          | -               | -          | -          | -               | -          | -          | -               | -          | -          |
| NR | 31.312.019.01-2 |            |            | -               | -          | -          | -               | -          | -          | -               | -          | -          | -               | -          | -          |

DYNAMIC 3TIBASE

|    | GINGIVAL HEIGHT | $\alpha_s$ | $\alpha_c$ | $\alpha_s$ |
|----|-----------------|------------|------------|------------|
|    |                 | CH-5mm     | CH- 7mm    | CH- 9mm    |
| R  | -               | -          | -          | -          |
| NR | -               | -          | -          | -          |

DYNAMIC SCANBODY (LAB/CLIN)

DIGITAL ANALOG

| SCANBODY        | HEIGHT mm | ADAPTOR         | SCREWDRIVER ADAPTOR | DIGITAL ANALOG  |
|-----------------|-----------|-----------------|---------------------|-----------------|
| 52.410.105.01-2 | 10        | 50.312.019.01-2 | 43.621.410.01-2     | 34.612.019.01-2 |
|                 |           |                 | 43.624.410.01-2     |                 |
| 52.412.105.01-2 | 12        |                 |                     |                 |

DYNAMIC MILLING TOOL

| DYNAMIC MILLING TOOL | SHANK | $\alpha_{di}$ |
|----------------------|-------|---------------|
| 33.360.754.01-2      | 3     | 25°           |
| 33.460.754.01-2      | 4     |               |
| 33.660.754.01-2      | 6     |               |

DYNAMIC SCREWS

| DYNAMIC SCREW   | HIGH DYNAMIC SCREW | DYNAMIC SCREWDRIVER | SCREWDRIVER LENGTH (mm) |
|-----------------|--------------------|---------------------|-------------------------|
| 41.316.071.01-2 | -                  | 43.618.201.01-2     | 18                      |
|                 |                    | 43.624.201.01-2     | 24                      |
|                 |                    | 43.632.201.01-2     | 32                      |

STRAIGHT SCREWS

| STRAIGHT SCREW  | SCREWDRIVER Hex. 1.27 |
|-----------------|-----------------------|
| 40.316.005.05-2 | 43.601.105.01-2       |

ANALOG

LAB SCANBODY

|   |                 |
|---|-----------------|
| - | 30.412.001.01-2 |
|---|-----------------|

LIBRARY OPTIONS: GH = Gingival Height CH = Cement Height IG = Adaptor 3mm  $\alpha_s$  = Standard maximum angulation  $\alpha_c$  = Captive maximum angulation  $\alpha_{di}$  = Direct to implant maximum angulation R = Rotational / Non-Engaging NR = Non Rotational / Engaging

STANDARD DYNAMIC TIBASE

|    | GINGIVAL HEIGHT | $\alpha_s$ | $\alpha_c$ | GINGIVAL HEIGHT | $\alpha_s$ | $\alpha_c$ | GINGIVAL HEIGHT | $\alpha_s$ | $\alpha_c$ | GINGIVAL HEIGHT | $\alpha_s$ | $\alpha_c$ | GINGIVAL HEIGHT | $\alpha_s$ | $\alpha_c$ |
|----|-----------------|------------|------------|-----------------|------------|------------|-----------------|------------|------------|-----------------|------------|------------|-----------------|------------|------------|
|    | 0,6 mm          |            |            | mm              |            |            | mm              |            |            | mm              |            |            | mm              |            |            |
| R  | 31.323.020.01-2 | 45°        | 30°        | -               | -          | -          | -               | -          | -          | -               | -          | -          | -               | -          | -          |
| NR | -               |            |            | -               | -          | -          | -               | -          | -          | -               | -          | -          | -               | -          | -          |

DYNAMIC 3TIBASE

|    | GINGIVAL HEIGHT | $\alpha_s$ | $\alpha_s$ | $\alpha_s$ |
|----|-----------------|------------|------------|------------|
|    |                 | CH+5mm     | CH+7mm     | CH+9mm     |
| R  | -               | -          | -          | -          |
| NR | -               | -          | -          | -          |

DYNAMIC SCANBODY (LAB/CLIN)

| SCANBODY        | HEIGHT mm | ADAPTOR         | SCREWDRIVER ADAPTOR | DIGITAL ANALOG  |
|-----------------|-----------|-----------------|---------------------|-----------------|
| 52.408.112.01-2 | 8         | 50.313.020.01-2 | 43.620.411.01-2     | 34.613.020.01-2 |
| -               | 10        |                 |                     |                 |
| -               | 12        |                 |                     |                 |

DIGITAL ANALOG

DYNAMIC MILLING TOOL

| DYNAMIC MILLING TOOL | SHANK | $\alpha_{di}$ |
|----------------------|-------|---------------|
| 33.390.716.01-2      | 3     | 30°           |
| 33.490.716.01-2      | 4     |               |
| 33.690.716.01-2      | 6     |               |

REFERENCE SCANBODY

| SCANBODY           | PEEK PINS                 | TYPE        |
|--------------------|---------------------------|-------------|
| 54.322.020.31-2    | 49.414.000.01-2 (6 mm)    | A           |
|                    | 49.415.000.01-2 (9 mm)    |             |
|                    | 49.416.000.01-2 (13 mm)   |             |
|                    | 49.414.000.02-2 (6 mm)    | B           |
|                    | 49.415.000.02-2 (9 mm)    |             |
|                    | 49.416.000.02-2 (13 mm)   |             |
|                    | 49.414.000.03-2 (6 mm)    | C           |
|                    | 49.415.000.03-2 (9 mm)    |             |
|                    | 49.416.000.03-2 (13 mm)   |             |
|                    |                           | <b>CAPS</b> |
|                    | 49.418.000.01-2 (Regular) | 3,8         |
|                    | 49.418.000.02-2 (Wide)    |             |
|                    | 49.419.000.01-2 (Regular) | 6           |
|                    | 49.419.000.02-2 (Wide)    |             |
|                    | 49.420.000.01-2 (Regular) | 8           |
|                    | 49.420.000.02-2 (Wide)    |             |
| <b>SCREWDRIVER</b> | 43.625.105.01-2           |             |

DYNAMIC SCREWS

| DYNAMIC SCREW   | HIGH DYNAMIC SCREW | DYNAMIC SCREWDRIVER | SCREWDRIVER LENGTH (mm) |
|-----------------|--------------------|---------------------|-------------------------|
| 41.316.044.01-2 | -                  | 43.618.201.01-2     | 18                      |
|                 |                    | 43.624.201.01-2     | 24                      |
|                 |                    | 43.632.201.01-2     | 32                      |

STRAIGHT SCREWS

| STRAIGHT SCREW  | SCREWDRIVER Hex. 1.27 |
|-----------------|-----------------------|
| 40.316.005.06-2 | 43.601.105.01-2       |

ANALOG

|   |                 |
|---|-----------------|
| - | 30.413.005.01-2 |
|---|-----------------|

LAB SCANBODY

LIBRARY OPTIONS: GH = Gingival Height CH = Cement Height IG = Adaptor 3mm  $\alpha_s$  = Standard maximum angulation  $\alpha_c$  = Captive maximum angulation  $\alpha_{di}$  = Direct to implant maximum angulation R = Rotational / Non-Engaging NR = Non Rotational / Engaging

**STANDARD DYNAMIC TIBASE**

|    | GINGIVAL HEIGHT | $\alpha_s$ | $\alpha_c$ | GINGIVAL HEIGHT | $\alpha_s$ | $\alpha_c$ | GINGIVAL HEIGHT | $\alpha_s$ | $\alpha_c$ | GINGIVAL HEIGHT | $\alpha_s$ | $\alpha_c$ | GINGIVAL HEIGHT | $\alpha_s$ | $\alpha_c$ |
|----|-----------------|------------|------------|-----------------|------------|------------|-----------------|------------|------------|-----------------|------------|------------|-----------------|------------|------------|
|    | 1.5 mm          |            |            | 2 mm            |            |            | 3 mm            |            |            | 4 mm            |            |            | 5 mm            |            |            |
| R  | 31.322.021.01-2 | 43°        | 24°        | 31.322.021.02-2 | 25°        | 20°        | 31.322.021.03-2 | 20°        | 25°        | 31.322.021.04-2 | 15°        | 25°        | 31.322.021.05-2 | 15°        | 20°        |
| NR | 31.312.021.01-2 |            |            | 31.312.021.02-2 |            |            | 31.312.021.03-2 |            |            | 31.312.021.04-2 |            |            | 31.312.021.05-2 |            |            |

**DYNAMIC 3TIBASE**

|    | GINGIVAL HEIGHT | $\alpha_s$ | $\alpha_s$ | $\alpha_s$ | GINGIVAL HEIGHT | $\alpha_s$ | $\alpha_s$ | $\alpha_s$ |
|----|-----------------|------------|------------|------------|-----------------|------------|------------|------------|
|    | 1.5 mm          | CH+5mm     | CH+ 7mm    | CH+ 9mm    | 3 mm            | CH+5mm     | H+ 7mm     | CH+ 9mm    |
| R  | 31.322.021.21-2 | 25°        | 20°        | 10°        | 31.322.021.23-2 | 25°        | 20°        | 15°        |
| NR | 31.312.021.21-2 |            |            |            | 31.312.021.23-2 |            |            |            |

**DYNAMIC SCANBODY (LAB/CLIN)**

**DIGITAL ANALOG**

**DYNAMIC MILLING TOOL**

**SCANALOG**

**SCANBODY OP**

| SCANBODY        | HEIGHT mm | ADAPTOR                  | SCREWDRIVER ADAPTOR | DIGITAL ANALOG  |
|-----------------|-----------|--------------------------|---------------------|-----------------|
| 52.410.103.01-2 | 10        | 50.312.021.03-2 (IG-3mm) | 43.621.410.01-2     | 34.612.021.01-2 |
|                 |           |                          | 43.624.410.01-2     |                 |
| 52.412.103.01-2 | 12        |                          |                     |                 |

| DYNAMIC MILLING TOOL | SHANK | $\alpha_{di}$ |
|----------------------|-------|---------------|
| 33.335.754.01-2      | 3     | 25°           |
| 33.435.754.01-2      | 4     |               |
| 33.635.754.01-2      | 6     |               |

| SCANBODY           | PEEK PINS               | TYPE            |
|--------------------|-------------------------|-----------------|
| 54.315.021.21-2    | 49.414.000.01-2 (6 mm)  | A               |
|                    | 49.415.000.01-2 (9 mm)  |                 |
|                    | 49.416.000.01-2 (13 mm) |                 |
|                    | 49.414.000.02-2 (6 mm)  | B               |
|                    | 49.415.000.02-2 (9 mm)  |                 |
|                    | 49.416.000.02-2 (13 mm) |                 |
|                    | 49.414.000.03-2 (6 mm)  | C               |
|                    | 49.415.000.03-2 (9 mm)  |                 |
|                    | 49.416.000.03-2 (13 mm) |                 |
| <b>SCREWDRIVER</b> |                         | 43.625.108.01-2 |

**DYNAMIC SCREWS**

| DYNAMIC SCREW   | HIGH DYNAMIC SCREW | DYNAMIC SCREWDRIVER | SCREWDRIVER LENGTH (mm) |
|-----------------|--------------------|---------------------|-------------------------|
| 41.316.073.01-2 | 41.316.108.01-2    | 43.618.201.01-2     | 18                      |
|                 |                    | 43.624.201.01-2     | 24                      |
|                 |                    | 43.632.201.01-2     | 32                      |

**STRAIGHT SCREWS**

| STRAIGHT SCREW  | SCREWDRIVER UNIGRIP |
|-----------------|---------------------|
| 40.316.008.02-2 | 43.601.108.01-2     |

**ANALOG**

|                 |                 |
|-----------------|-----------------|
| 22.612.021.01-2 | 30.412.001.01-2 |
|-----------------|-----------------|

**LAB SCANBODY**

**MULTI-UNIT**

|   | GINGIVAL HEIGHT | GINGIVAL HEIGHT | GINGIVAL HEIGHT | GINGIVAL HEIGHT |
|---|-----------------|-----------------|-----------------|-----------------|
|   | 1 mm            | 2 mm            | 3 mm            | 4 mm            |
| R | 42.302.021.01-2 | 42.302.021.02-2 | 42.302.021.03-2 | 42.302.021.04-2 |

**ANGULATED MULTI-UNIT**

|    | GINGIVAL HEIGHT | GINGIVAL HEIGHT | GINGIVAL HEIGHT | GINGIVAL HEIGHT |
|----|-----------------|-----------------|-----------------|-----------------|
|    | 1.5 mm          | 2.5 mm          | 3.5 mm          | 4.5 mm          |
| NR | 48.312.021.01-2 | 48.312.021.02-2 | -               | 48.312.021.04-2 |

**LIBRARY OPTIONS:** GH = Gingival Height CH = Cement Height IG = Adaptor 3mm  $\alpha_s$  = Standard maximum angulation  $\alpha_c$  = Captive maximum angulation  $\alpha_{di}$  = Direct to implant maximum angulation R = Rotational / Non-Engaging NR = Non Rotational / Engaging



STANDARD DYNAMIC TIBASE

|    | GINGIVAL HEIGHT<br>1.3 mm | $\alpha_s$ | $\alpha_c$ | GINGIVAL HEIGHT<br>2 mm | $\alpha_s$ | $\alpha_c$ | GINGIVAL HEIGHT<br>3 mm | $\alpha_s$ | $\alpha_c$ | GINGIVAL HEIGHT<br>4 mm | $\alpha_s$ | $\alpha_c$ | GINGIVAL HEIGHT<br>5 mm | $\alpha_s$ | $\alpha_c$ |
|----|---------------------------|------------|------------|-------------------------|------------|------------|-------------------------|------------|------------|-------------------------|------------|------------|-------------------------|------------|------------|
| R  | 31.323.022.01-2           | 40°        | 19°        | 31.323.022.02-2         | 25°        | 14°        | 31.323.022.03-2         | 20°        | 30°        | 31.323.022.04-2         | 15         | 30         | 31.323.022.05-2         | 15°        | 20°        |
| NR | 31.313.022.01-2           |            |            | 31.313.022.02-2         |            |            | 31.313.022.03-2         |            |            | 31.313.022.04-2         |            |            | 31.313.022.05-2         |            |            |

DYNAMIC 3TIBASE

|    | GINGIVAL HEIGHT<br>1.3 mm | $\alpha_s$<br>CH+5mm | $\alpha_s$<br>CH+ 7mm | $\alpha_s$<br>CH+ 9mm | GINGIVAL HEIGHT<br>3 mm | $\alpha_s$<br>CH+5mm | $\alpha_s$<br>CH+ 7mm | $\alpha_s$<br>CH+ 9mm |
|----|---------------------------|----------------------|-----------------------|-----------------------|-------------------------|----------------------|-----------------------|-----------------------|
| R  | 31.323.022.21-2           | 30°                  | 25°                   | 10°                   | 31.323.022.23-2         | 20°                  | 20°                   | 10°                   |
| NR | 31.313.022.21-2           |                      |                       |                       | 31.313.022.23-2         |                      |                       |                       |

DYNAMIC SCANBODY (LAB/CLIN)

DIGITAL ANALOG

DYNAMIC MILLING TOOL

SCANALOG

SCANBODY OP

| SCANBODY        | HEIGHT mm | ADAPTOR  | SCREWDRIVER ADAPTOR                | DIGITAL ANALOG  |
|-----------------|-----------|--|------------------------------------|-----------------|
| 52.408.101.01-2 | 8         | 50.313.022.01-2<br>50.313.022.03-2<br>(IG+3mm) | 43.621.410.01-2<br>43.624.410.01-2 | 34.613.022.01-2 |
| 52.410.101.01-2 | 10        |  |                                    |                 |
| 52.412.101.01-2 | 12        |  |                                    |                 |

| DYNAMIC MILLING TOOL | SHANK | $\alpha_{di}$ | SCANALOG        |
|----------------------|-------|---------------|-----------------|
| 33.335.758.01-2      | 3     | 30°           | 23.413.022.01-2 |
| 33.435.758.01-2      | 4     |               |                 |
| 33.635.758.01-2      | 6     |               |                 |

| SCANBODY        | PEEK PINS               | TYPE |
|-----------------|-------------------------|------|
| 54.315.022.21-2 | 49.414.000.01-2 (6 mm)  | A    |
|                 | 49.415.000.01-2 (9 mm)  |      |
|                 | 49.416.000.01-2 (13 mm) |      |
|                 | 49.414.000.02-2 (6 mm)  | B    |
|                 | 49.415.000.02-2 (9 mm)  |      |
|                 | 49.416.000.02-2 (13 mm) |      |
| SCREWDRIVER     | 49.414.000.03-2 (6 mm)  | C    |
|                 | 49.415.000.03-2 (9 mm)  |      |
|                 | 49.416.000.03-2 (13 mm) |      |
| 43.625.108.01-2 |                         |      |

DYNAMIC SCREWS

STRAIGHT SCREWS

| DYNAMIC SCREW   | HIGH DYNAMIC SCREW | DYNAMIC SCREWDRIVER | SCREWDRIVER LENGTH (mm) |
|-----------------|--------------------|---------------------|-------------------------|
| 41.320.075.01-2 | 41.320.117.01-2    | 43.618.201.01-2     | 18                      |
|                 |                    | 43.624.201.01-2     | 24                      |
|                 |                    | 43.632.201.01-2     | 32                      |

| STRAIGHT SCREW  | SCREWDRIVER UNIGRIP |
|-----------------|---------------------|
| 40.320.008.02-2 | 43.625.108.01-2     |

| ANALOG          | LAB SCANBODY    |
|-----------------|-----------------|
| 22.613.022.01-2 | 30.413.002.01-2 |

MULTI-UNIT

ANGULATED MULTI-UNIT

|   | GINGIVAL HEIGHT<br>1 mm | GINGIVAL HEIGHT<br>2 mm | GINGIVAL HEIGHT<br>3 mm | GINGIVAL HEIGHT<br>4 mm |
|---|-------------------------|-------------------------|-------------------------|-------------------------|
| R | 42.303.022.01-2         | 42.303.022.02-2         | 42.303.022.03-2         | 42.303.022.04-2         |

|    | GINGIVAL HEIGHT<br>1.5 mm | GINGIVAL HEIGHT<br>2.5 mm | GINGIVAL HEIGHT<br>3.5 mm | GINGIVAL HEIGHT<br>4.5 mm |
|----|---------------------------|---------------------------|---------------------------|---------------------------|
| NR | 48.312.022.01-2           | 48.312.022.02-2           | -                         | -                         |

LIBRARY OPTIONS: GH = Gingival Height CH = Cement Height IG = Adaptor 3mm  $\alpha_s$  = Standard maximum angulation  $\alpha_c$  = Captive maximum angulation  $\alpha_{di}$  = Direct to implant maximum angulation R = Rotational / Non-Engaging NR = Non Rotational / Engaging

**STANDARD DYNAMIC TIBASE**

|    | GINGIVAL HEIGHT | $\alpha_s$ | $\alpha_c$ | GINGIVAL HEIGHT | $\alpha_s$ | $\alpha_c$ | GINGIVAL HEIGHT | $\alpha_s$ | $\alpha_c$ | GINGIVAL HEIGHT | $\alpha_s$ | $\alpha_c$ | GINGIVAL HEIGHT | $\alpha_s$ | $\alpha_c$ |
|----|-----------------|------------|------------|-----------------|------------|------------|-----------------|------------|------------|-----------------|------------|------------|-----------------|------------|------------|
|    | 0.3 mm          |            |            | mm              |            |            | mm              |            |            | mm              |            |            | mm              |            |            |
| R  | 31.322.023.01-2 | 45°        | 30°        | -               | -          | -          | -               | -          | -          | -               | -          | -          | -               | -          | -          |
| NR | 31.312.023.01-2 |            |            | -               | -          | -          | -               | -          | -          | -               | -          | -          | -               | -          | -          |

**DYNAMIC 3TIBASE**

|    | GINGIVAL HEIGHT | $\alpha_s$ | $\alpha_c$ | $\alpha_d$ |
|----|-----------------|------------|------------|------------|
|    |                 | CH-5mm     | CH- 7mm    | CH- 9mm    |
| R  | -               | -          | -          | -          |
| NR | -               | -          | -          | -          |

**DYNAMIC SCANBODY (LAB/CLIN)**

**DIGITAL ANALOG**

| SCANBODY        | HEIGHT mm | ADAPTOR         | SCREWDRIVER ADAPTOR                | DIGITAL ANALOG  |
|-----------------|-----------|-----------------|------------------------------------|-----------------|
| 52.410.103.01-2 | 10        | 50.312.023.01-2 | 43.621.410.01-2<br>43.624.410.01-2 | 34.612.023.01-2 |
|                 |           |                 |                                    |                 |
| 52.412.103.01-2 | 12        |                 |                                    |                 |

**DYNAMIC MILLING TOOL**

**SCANALOG**

| DYNAMIC MILLING TOOL | SHANK | $\alpha_{di}$ |
|----------------------|-------|---------------|
| 33.390.805.01-2      | 3     | 25°           |
| 33.490.805.01-2      | 4     |               |
| 33.690.805.01-2      | 6     |               |

|                 |
|-----------------|
| 23.412.023.01-2 |
|-----------------|

**DYNAMIC SCREWS**

**STRAIGHT SCREWS**

| DYNAMIC SCREW   | HIGH DYNAMIC SCREW | DYNAMIC SCREWDRIVER | SCREWDRIVER LENGTH (mm) |
|-----------------|--------------------|---------------------|-------------------------|
| 41.316.059.01-2 | -                  | 43.618.201.01-2     | 18                      |
|                 |                    | 43.624.201.01-2     | 24                      |
|                 |                    | 43.632.201.01-2     | 32                      |

| STRAIGHT SCREW  | SCREWDRIVER UNIGRIP |
|-----------------|---------------------|
| 40.316.008.01-2 | 43.625.108.01-2     |

| ANALOG          | LAB SCANBODY    |
|-----------------|-----------------|
| 22.612.023.01-2 | 30.412.001.01-2 |

**LIBRARY OPTIONS:** GH = Gingival Height CH = Cement Height IG = Adaptor 3mm  $\alpha_s$  = Standard maximum angulation  $\alpha_c$  = Captive maximum angulation  $\alpha_{di}$  = Direct to implant maximum angulation R = Rotational / Non-Engaging NR = Non Rotational / Engaging

| STANDARD DYNAMIC TIBASE |                 |            |            |                 |            |            |                 |            |            |                 |            |            |                 |            |            |
|-------------------------|-----------------|------------|------------|-----------------|------------|------------|-----------------|------------|------------|-----------------|------------|------------|-----------------|------------|------------|
|                         | GINGIVAL HEIGHT | $\alpha_s$ | $\alpha_c$ | GINGIVAL HEIGHT | $\alpha_s$ | $\alpha_c$ | GINGIVAL HEIGHT | $\alpha_s$ | $\alpha_c$ | GINGIVAL HEIGHT | $\alpha_s$ | $\alpha_c$ | GINGIVAL HEIGHT | $\alpha_s$ | $\alpha_c$ |
|                         | 0.3 mm          |            |            | 0.5 mm          |            |            | mm              |            |            | mm              |            |            | mm              |            |            |
| R                       | 31.323.024.01-2 | 45°        | 30°        | 31.323.024.02-2 | 30°        | 30°        | -               | -          | -          | -               | -          | -          | -               | -          | -          |
| NR                      | 31.313.024.01-2 |            |            | 31.313.024.02-2 |            |            | -               | -          | -          | -               | -          |            |                 |            |            |

| DYNAMIC 3TIBASE |                 |                 |                 |                 |            |            |            |                 |                 |            |            |            |
|-----------------|-----------------|-----------------|-----------------|-----------------|------------|------------|------------|-----------------|-----------------|------------|------------|------------|
|                 | GINGIVAL HEIGHT | GINGIVAL HEIGHT | GINGIVAL HEIGHT | GINGIVAL HEIGHT | $\alpha_s$ | $\alpha_s$ | $\alpha_s$ | GINGIVAL HEIGHT | GINGIVAL HEIGHT | $\alpha_s$ | $\alpha_s$ | $\alpha_s$ |
|                 | 0.3 mm          | 0.5 mm          | 1 mm            | 2 mm            | CH 5mm     | CH 7mm     | CH 9mm     | 3 mm            | 4 mm            | CH 5mm     | CH 7mm     | CH 9mm     |
| R               | 31.323.024.21-2 | 31.323.024.22-2 | 31.323.024.23-2 | 31.323.024.24-2 | 30°        | 25°        | 10°        | 31.323.024.25-2 | 31.323.024.26-2 | 25°        | 20°        | 15°        |
| NR              | 31.313.024.21-2 | 31.313.024.22-2 | 31.313.024.23-2 | 31.313.024.24-2 |            |            |            | 31.313.024.25-2 | 31.313.024.26-2 |            |            |            |

| DYNAMIC SCANBODY (LAB/CLIN) |           |                 |                                    |                 | DIGITAL ANALOG  | DYNAMIC MILLING TOOL |                        | SCANALOG      | SCANBODY OP     |                 |                         |      |
|-----------------------------|-----------|-----------------|------------------------------------|-----------------|-----------------|----------------------|------------------------|---------------|-----------------|-----------------|-------------------------|------|
| SCANBODY                    | HEIGHT mm | ADAPTOR         | SCREWDRIVER ADAPTOR                | DIGITAL ANALOG  |                 | DYNAMIC MILLING TOOL | SHANK                  | $\alpha_{di}$ |                 | SCANBODY        | PEEK PINS               | TYPE |
| 52.408.101.01-2             | 8         | 50.313.024.01-2 | 43.621.410.01-2<br>43.624.410.01-2 | 34.613.024.01-2 |                 | 33.390.716.01-2      | 3                      | 30°           | 23.413.024.01-2 | 54.315.024.21-2 | 49.414.000.01-2 (6 mm)  | A    |
| 52.410.101.01-2             | 10        |                 |                                    |                 | 33.490.716.01-2 | 4                    | 49.415.000.01-2 (9 mm) |               |                 |                 | 49.416.000.01-2 (13 mm) |      |
| 52.412.101.01-2             | 12        |                 |                                    |                 | 33.690.716.01-2 | 6                    | 49.414.000.02-2 (6 mm) |               |                 |                 | 49.415.000.02-2 (9 mm)  |      |
|                             |           |                 |                                    |                 |                 |                      |                        |               |                 |                 | 49.414.000.03-2 (6 mm)  | C    |
|                             |           |                 |                                    |                 |                 |                      |                        |               |                 |                 | 49.415.000.03-2 (9 mm)  |      |
|                             |           |                 |                                    |                 |                 |                      |                        |               |                 |                 | 49.416.000.03-2 (13 mm) |      |
|                             |           |                 |                                    |                 |                 |                      |                        |               |                 | SCREWDRIVER     | 43.625.108.01-2         |      |

| DYNAMIC SCREWS  |                    |                     |                         |
|-----------------|--------------------|---------------------|-------------------------|
| DYNAMIC SCREW   | HIGH DYNAMIC SCREW | DYNAMIC SCREWDRIVER | SCREWDRIVER LENGTH (mm) |
| 41.320.060.01-2 | -                  | 43.618.201.01-2     | 18                      |
|                 |                    | 43.624.201.01-2     | 24                      |
|                 |                    | 43.632.201.01-2     | 32                      |

| STRAIGHT SCREWS |                     |
|-----------------|---------------------|
| STRAIGHT SCREW  | SCREWDRIVER UNIGRIP |
| 40.320.008.01-2 | 43.625.108.01-2     |

| ANALOG          | LAB SCANBODY    |
|-----------------|-----------------|
| 22.613.024.01-2 | 30.413.002.01-2 |

| MULTI-UNIT |                 |                 |                 |                 |
|------------|-----------------|-----------------|-----------------|-----------------|
|            | GINGIVAL HEIGHT | GINGIVAL HEIGHT | GINGIVAL HEIGHT | GINGIVAL HEIGHT |
|            | 1 mm            | 2 mm            | 3 mm            | 4 mm            |
| R          | -               | 42.303.024.02-2 | 42.303.024.03-2 | -               |

LIBRARY OPTIONS: GH = Gingival Height CH = Cement Height IG = Adaptor 3mm  $\alpha_s$  = Standard maximum angulation  $\alpha_c$  = Captive maximum angulation  $\alpha_{di}$  = Direct to implant maximum angulation R = Rotational / Non-Engaging NR = Non Rotational / Engaging

**STANDARD DYNAMIC TIBASE**

|    | GINGIVAL HEIGHT | $\alpha_s$ | $\alpha_c$ | GINGIVAL HEIGHT | $\alpha_s$ | $\alpha_c$ | GINGIVAL HEIGHT | $\alpha_s$ | $\alpha_c$ | GINGIVAL HEIGHT | $\alpha_s$ | $\alpha_c$ | GINGIVAL HEIGHT | $\alpha_s$ | $\alpha_c$ |
|----|-----------------|------------|------------|-----------------|------------|------------|-----------------|------------|------------|-----------------|------------|------------|-----------------|------------|------------|
|    | 0.3 mm          |            |            | mm              |            |            | mm              |            |            | mm              |            |            | mm              |            |            |
| R  | 31.323.025.01-2 | 45°        | 30°        | -               | -          | -          | -               | -          | -          | -               | -          | -          | -               | -          | -          |
| NR | -               |            |            | -               | -          | -          | -               | -          | -          | -               | -          | -          | -               | -          | -          |

**DYNAMIC 3TIBASE**

|    | GINGIVAL HEIGHT | $\alpha_s$ | $\alpha_c$ | $\alpha_d$ |
|----|-----------------|------------|------------|------------|
|    | 0.3 mm          | CH-5mm     | CH-7mm     | CH-9mm     |
| R  | 31.323.025.21-2 | 30°        | 25°        | 10°        |
| NR | -               |            |            |            |

**REFERENCE SCANBODY**

| SCANBODY           | PEEK PINS                 | TYPE                      |     |
|--------------------|---------------------------|---------------------------|-----|
| 54.322.025.31-2    | 49.414.000.01-2 (6 mm)    | A                         |     |
|                    | 49.415.000.01-2 (9 mm)    |                           |     |
|                    | 49.416.000.01-2 (13 mm)   |                           |     |
|                    | 49.414.000.02-2 (6 mm)    | B                         |     |
|                    | 49.415.000.02-2 (9 mm)    |                           |     |
|                    | 49.416.000.02-2 (13 mm)   |                           |     |
|                    | 49.414.000.03-2 (6 mm)    | C                         |     |
|                    | 49.415.000.03-2 (9 mm)    |                           |     |
|                    | 49.416.000.03-2 (13 mm)   |                           |     |
|                    |                           | <b>CAPS</b>               | mm  |
|                    |                           | 49.418.000.01-2 (Regular) | 3.8 |
|                    |                           | 49.418.000.02-2 (Wide)    |     |
|                    | 49.419.000.01-2 (Regular) | 6                         |     |
|                    | 49.419.000.02-2 (Wide)    |                           |     |
|                    | 49.420.000.01-2 (Regular) | 8                         |     |
|                    | 49.420.000.02-2 (Wide)    |                           |     |
| <b>SCREWDRIVER</b> | 43.625.108.01-2           |                           |     |

**DYNAMIC SCANBODY (LAB/CLIN)**

**DIGITAL ANALOG**

**DYNAMIC MILLING TOOL**

**SCANALOG**

| SCANBODY        | HEIGHT mm | ADAPTOR         | SCREWDRIVER ADAPTOR                | DIGITAL ANALOG  | DYNAMIC MILLING TOOL | SHANK | $\alpha_{di}$ | SCANALOG        |
|-----------------|-----------|-----------------|------------------------------------|-----------------|----------------------|-------|---------------|-----------------|
| 52.408.112.01-2 | 8         | 50.313.025.02-2 | 43.620.411.01-2                    | 34.613.025.01-2 | 33.390.716.01-2      | 3     | 30°           | 23.413.025.01-2 |
| 52.410.111.01-2 | 10        | 50.313.025.01-2 | 43.621.410.01-2<br>43.624.410.01-2 |                 | 33.490.716.01-2      | 4     |               |                 |
|                 |           |                 |                                    | 33.690.716.01-2 | 6                    |       |               |                 |

**DYNAMIC SCREWS**

| DYNAMIC SCREW   | DYNAMIC SCREW Ø2,6                                   | DYNAMIC SCREWDRIVER | SCREWDRIVER LENGTH (mm) |
|-----------------|--|---------------------|-------------------------|
| 41.314.039.01-2 | 41.314.050.31-2<br>(Temporary or Zirconio Direct MU) | 43.618.201.01-2     | 18                      |
|                 |  | 43.624.201.01-2     | 24                      |
|                 |  | 43.632.201.01-2     | 32                      |

**STRAIGHT SCREWS**

| STRAIGHT SCREW  | SCREWDRIVER UNIGRIP |
|-----------------|---------------------|
| 40.314.008.01-2 | 43.625.108.01-2     |

**ANALOG**

**LAB SCANBODY**

|                 |                 |
|-----------------|-----------------|
| 22.613.025.01-2 | 30.413.005.01-2 |
|-----------------|-----------------|

**LIBRARY OPTIONS:** GH = Gingival Height CH = Cement Height IG = Adaptor 3mm  $\alpha_s$  = Standard maximum angulation  $\alpha_c$  = Captive maximum angulation  $\alpha_d$  = Direct to implant maximum angulation R = Rotational / Non-Engaging NR = Non Rotational / Engaging

**STANDARD DYNAMIC TIBASE**

|    | GINGIVAL HEIGHT | $\alpha_s$ | $\alpha_c$ | GINGIVAL HEIGHT | $\alpha_s$ | $\alpha_c$ | GINGIVAL HEIGHT | $\alpha_s$ | $\alpha_c$ | GINGIVAL HEIGHT | $\alpha_s$ | $\alpha_c$ | GINGIVAL HEIGHT | $\alpha_s$ | $\alpha_c$ |
|----|-----------------|------------|------------|-----------------|------------|------------|-----------------|------------|------------|-----------------|------------|------------|-----------------|------------|------------|
|    | 0.5 mm          |            |            | 1.2 mm          |            |            | mm              |            |            | mm              |            |            | mm              |            |            |
| R  | 31.322.026.01-2 | 45°        | 29°        | 31.322.026.02-2 | 25°        | -          | -               | -          | -          | -               | -          | -          | -               | -          | -          |
| NR | 31.312.026.01-2 |            |            | 31.312.026.02-2 |            |            | -               | -          | -          | -               | -          | -          | -               | -          | -          |

**DYNAMIC 3TIBASE**

|    | GINGIVAL HEIGHT | $\alpha_s$ | $\alpha_s$ | $\alpha_s$ |
|----|-----------------|------------|------------|------------|
|    | 0.5 mm          | CH+5mm     | CH+ 7mm    | CH+ 9mm    |
| R  | 31.322.026.21-2 | 25°        | 20°        | 10°        |
| NR | 31.312.026.21-2 |            |            |            |

**DYNAMIC SCANBODY (LAB/CLIN)**

**DIGITAL ANALOG**

| SCANBODY        | HEIGHT mm | ADAPTOR         | SCREWDRIVER ADAPTOR                | DIGITAL ANALOG  |
|-----------------|-----------|-----------------|------------------------------------|-----------------|
| 52.410.108.01-2 | 10        | 50.312.026.04-2 | 43.621.410.01-2<br>43.624.410.01-2 | 34.612.026.01-2 |
| 52.412.108.01-2 | 12        |                 |                                    |                 |

**DYNAMIC MILLING TOOL**

| DYNAMIC MILLING TOOL | SHANK | $\alpha_{di}$ |
|----------------------|-------|---------------|
| 33.390.805.01-2      | 3     | 25°           |
| 33.490.805.01-2      | 4     |               |
| 33.690.805.01-2      | 6     |               |

**DYNAMIC SCREWS**

| DYNAMIC SCREW   | HIGH DYNAMIC SCREW | DYNAMIC SCREWDRIVER | SCREWDRIVER LENGTH (mm) |
|-----------------|--------------------|---------------------|-------------------------|
| 41.318.075.01-2 | -                  | 43.618.201.01-2     | 18                      |
|                 |                    | 43.624.201.01-2     | 24                      |
|                 |                    | 43.632.201.01-2     | 32                      |

**STRAIGHT SCREWS**

| STRAIGHT SCREW  | SCREWDRIVER UNIGRIP |
|-----------------|---------------------|
| 40.318.008.01-2 | 43.625.108.01-2     |

**ANALOG**

|                 |                 |
|-----------------|-----------------|
| 22.612.026.01-2 | 30.412.001.01-2 |
|-----------------|-----------------|

**LAB SCANBODY**

**LIBRARY OPTIONS:** GH = Gingival Height CH = Cement Height IG = Adaptor 3mm  $\alpha_s$  = Standard maximum angulation  $\alpha_c$  = Captive maximum angulation  $\alpha_{di}$  = Direct to implant maximum angulation R = Rotational / Non-Engaging NR = Non Rotational / Engaging

**STANDARD DYNAMIC TIBASE**

|    | GINGIVAL HEIGHT | $\alpha_s$ | $\alpha_c$ | GINGIVAL HEIGHT | $\alpha_s$ | $\alpha_c$ | GINGIVAL HEIGHT | $\alpha_s$ | $\alpha_c$ | GINGIVAL HEIGHT | $\alpha_s$ | $\alpha_c$ | GINGIVAL HEIGHT | $\alpha_s$ | $\alpha_c$ |
|----|-----------------|------------|------------|-----------------|------------|------------|-----------------|------------|------------|-----------------|------------|------------|-----------------|------------|------------|
|    | 0.3 mm          |            |            | 1.2 mm          |            |            | mm              |            |            | mm              |            |            | mm              |            |            |
| R  | 31.323.027.01-2 | 35°        | 29°        | 31.323.027.02-2 | 25°        | -          | -               | -          | -          | -               | -          | -          | -               | -          | -          |
| NR | 31.313.027.01-2 |            |            | 31.313.027.02-2 |            |            | -               | -          | -          | -               | -          | -          | -               | -          | -          |

**DYNAMIC 3TIBASE**

|    | GINGIVAL HEIGHT | $\alpha_s$ | $\alpha_c$ | $\alpha_s$ |
|----|-----------------|------------|------------|------------|
|    | 0.3 mm          | CH-5mm     | CH- 7mm    | CH- 9mm    |
| R  | 31.323.027.21-2 | 25°        | 20°        | 10°        |
| NR | 31.313.027.21-2 |            |            |            |

**DYNAMIC SCANBODY (LAB/CLIN)**

**DIGITAL ANALOG**

| SCANBODY        | HEIGHT mm | ADAPTOR         | SCREWDRIVER ADAPTOR                | DIGITAL ANALOG  |
|-----------------|-----------|-----------------|------------------------------------|-----------------|
| 52.410.109.01-2 | 10        | 50.313.027.01-2 | 43.621.410.01-2<br>43.624.410.01-2 | 34.613.027.01-2 |
|                 |           |                 |                                    |                 |
| 52.412.109.01-2 | 12        |                 |                                    |                 |

**DYNAMIC MILLING TOOL**

| DYNAMIC MILLING TOOL | SHANK | $\alpha_{di}$ |
|----------------------|-------|---------------|
| 33.390.958.01-2      | 3     | 30°           |
| 33.490.958.01-2      | 4     |               |
| 33.690.958.01-2      | 6     |               |

**DYNAMIC SCREWS**

| DYNAMIC SCREW   | HIGH DYNAMIC SCREW | DYNAMIC SCREWDRIVER | SCREWDRIVER LENGTH (mm) |
|-----------------|--------------------|---------------------|-------------------------|
| 41.320.090.01-2 | -                  | 43.618.201.01-2     | 18                      |
|                 |                    | 43.624.201.01-2     | 24                      |
|                 |                    | 43.632.201.01-2     | 32                      |

**STRAIGHT SCREWS**

| STRAIGHT SCREW  | SCREWDRIVER UNIGRIP |
|-----------------|---------------------|
| 40.320.008.03-2 | 43.625.108.01-2     |

**ANALOG**

**LAB SCANBODY**

|                 |                 |
|-----------------|-----------------|
| 22.613.027.01-2 | 30.413.002.01-2 |
|-----------------|-----------------|

**LIBRARY OPTIONS:** GH = Gingival Height CH = Cement Height IG = Adaptor 3mm  $\alpha_s$  = Standard maximum angulation  $\alpha_c$  = Captive maximum angulation  $\alpha_{di}$  = Direct to implant maximum angulation R = Rotational / Non-Engaging NR = Non Rotational / Engaging

| STANDARD DYNAMIC TIBASE |                 |            |            |                 |            |            |                 |            |            |                 |            |            |                 |            |            |
|-------------------------|-----------------|------------|------------|-----------------|------------|------------|-----------------|------------|------------|-----------------|------------|------------|-----------------|------------|------------|
|                         | GINGIVAL HEIGHT | $\alpha_s$ | $\alpha_c$ | GINGIVAL HEIGHT | $\alpha_s$ | $\alpha_c$ | GINGIVAL HEIGHT | $\alpha_s$ | $\alpha_c$ | GINGIVAL HEIGHT | $\alpha_s$ | $\alpha_c$ | GINGIVAL HEIGHT | $\alpha_s$ | $\alpha_c$ |
|                         | 0.3 mm          |            |            | mm              |            |            | mm              |            |            | mm              |            |            | mm              |            |            |
| R                       | 31.324.028.01-2 | 35°        | 30°        | -               | -          | -          | -               | -          | -          | -               | -          | -          | -               | -          | -          |
| NR                      | 31.314.028.01-2 |            |            | -               | -          | -          | -               | -          | -          | -               | -          | -          | -               | -          | -          |

**DYNAMIC 3TIBASE**

|    | GINGIVAL HEIGHT | $\alpha_s$ | $\alpha_s$ | $\alpha_s$ |
|----|-----------------|------------|------------|------------|
|    |                 | CH+5mm     | CH+ 7mm    | CH+ 9mm    |
| R  | -               | -          | -          | -          |
| NR | -               | -          | -          | -          |

**DYNAMIC SCANBODY (LAB/CLIN) DIGITAL ANALOG**

| SCANBODY        | HEIGHT mm | ADAPTOR         | SCREWDRIVER ADAPTOR                | DIGITAL ANALOG  |
|-----------------|-----------|-----------------|------------------------------------|-----------------|
| 52.410.109.01-2 | 10        | 50.314.028.01-2 | 43.621.410.01-2<br>43.624.410.01-2 | 34.614.028.01-2 |
| 52.412.109.01-2 | 12        |                 |                                    |                 |

**DYNAMIC MILLING TOOL**

| DYNAMIC MILLING TOOL | SHANK | $\alpha_{di}$ |
|----------------------|-------|---------------|
| 33.390.958.01-2      | 3     | 30°           |
| 33.490.958.01-2      | 4     |               |
| 33.690.958.01-2      | 6     |               |

**DYNAMIC SCREWS**

| DYNAMIC SCREW   | HIGH DYNAMIC SCREW | DYNAMIC SCREWDRIVER | SCREWDRIVER LENGTH (mm) |
|-----------------|--------------------|---------------------|-------------------------|
| 41.320.090.01-2 | -                  | 43.618.201.01-2     | 18                      |
|                 |                    | 43.624.201.01-2     | 24                      |
|                 |                    | 43.632.201.01-2     | 32                      |

**STRAIGHT SCREWS**

| STRAIGHT SCREW  | SCREWDRIVER UNIGRIP |
|-----------------|---------------------|
| 40.320.008.03-2 | 43.625.108.01-2     |

| ANALOG          | LAB SCANBODY    |
|-----------------|-----------------|
| 22.614.028.01-2 | 30.413.002.01-2 |

**LIBRARY OPTIONS:** GH = Gingival Height CH = Cement Height IG = Adaptor 3mm  $\alpha_s$  = Standard maximum angulation  $\alpha_c$  = Captive maximum angulation  $\alpha_{di}$  = Direct to implant maximum angulation R = Rotational / Non-Engaging NR = Non Rotational / Engaging

**STANDARD DYNAMIC TIBASE**

|    | GINGIVAL HEIGHT<br>1.2 mm | $\alpha_s$ | $\alpha_c$ | GINGIVAL HEIGHT<br>2 mm | $\alpha_s$ | $\alpha_c$ | GINGIVAL HEIGHT<br>3 mm | $\alpha_s$ | $\alpha_c$ | GINGIVAL HEIGHT<br>4 mm | $\alpha_s$ | $\alpha_c$ | GINGIVAL HEIGHT<br>mm | $\alpha_s$ | $\alpha_c$ |
|----|---------------------------|------------|------------|-------------------------|------------|------------|-------------------------|------------|------------|-------------------------|------------|------------|-----------------------|------------|------------|
| R  | 31.322.029.01-2           | 30°        | 23°        | 31.322.029.02-2         | 25°        | 15°        | 31.322.029.03-2         | 20         | 25         | 31.322.029.04-2         | 15°        | 25°        | -                     | -          | -          |
| NR | 31.312.029.01-2           |            |            | 31.312.029.02-2         |            |            | 31.312.029.03-2         |            |            | 31.312.029.04-2         |            |            | -                     |            |            |

**DYNAMIC 3TIBASE**

|    | GINGIVAL HEIGHT<br>1.2 mm | $\alpha_s$<br>CH-5mm | $\alpha_c$<br>CH- 7mm | $\alpha_s$<br>CH- 9mm | GINGIVAL HEIGHT<br>2 mm | $\alpha_s$<br>CH-5mm | $\alpha_c$<br>H- 7mm | $\alpha_s$<br>CH- 9mm |
|----|---------------------------|----------------------|-----------------------|-----------------------|-------------------------|----------------------|----------------------|-----------------------|
| R  | 31.322.029.21-2           | 25°                  | 20°                   | 20°                   | -                       | 25°                  | 20°                  | 15°                   |
| NR | 31.312.029.21-2           |                      |                       |                       | 31.312.029.22-2         |                      |                      |                       |

**DYNAMIC SCANBODY (LAB/CLIN)**

**DIGITAL ANALOG**

**DYNAMIC MILLING TOOL**

**SCANALOG**

**SCANBODY OP**

| SCANBODY        | HEIGHT<br>mm | ADAPTOR                     | SCREWDRIVER<br>ADAPTOR             | DIGITAL<br>ANALOG |
|-----------------|--------------|-----------------------------|------------------------------------|-------------------|
| 52.410.103.01-2 | 10           | 50.312.029.01-2             | 43.621.410.01-2<br>43.624.410.01-2 | 34.613.029.01-2   |
|                 |              | 50.312.029.03-2<br>(IG-3mm) |                                    |                   |
| 52.412.103.01-2 | 12           |                             |                                    |                   |

| DYNAMIC MILLING TOOL | SHANK | $\alpha_{di}$ | SCANALOG        |
|----------------------|-------|---------------|-----------------|
| 33.345.804.01-2      | 3     | 20°           | 23.412.029.01-2 |
| 33.445.804.01-2      | 4     |               |                 |
| 33.645.804.01-2      | 6     |               |                 |

| SCANBODY           | PEEK PINS               | TYPE            |
|--------------------|-------------------------|-----------------|
| 54.315.029.21-2    | 49.414.000.01-2 (6 mm)  | A               |
|                    | 49.415.000.01-2 (9 mm)  |                 |
|                    | 49.416.000.01-2 (13 mm) |                 |
|                    | 49.414.000.02-2 (6 mm)  | B               |
|                    | 49.415.000.02-2 (9 mm)  |                 |
|                    | 49.416.000.02-2 (13 mm) |                 |
|                    | 49.414.000.03-2 (6 mm)  | C               |
|                    | 49.415.000.03-2 (9 mm)  |                 |
|                    | 49.416.000.03-2 (13 mm) |                 |
| <b>SCREWDRIVER</b> |                         | 43.601.103.02-2 |

**DYNAMIC SCREWS**

| DYNAMIC SCREW   | HIGH DYNAMIC SCREW | DYNAMIC SCREWDRIVER | SCREWDRIVER LENGTH (mm) |
|-----------------|--------------------|---------------------|-------------------------|
| 41.316.094.01-2 | 41.316.132.01-2    | 43.618.201.01-2     | 18                      |
|                 |                    | 43.624.201.01-2     | 24                      |
|                 |                    | 43.632.201.01-2     | 32                      |

**STRAIGHT SCREWS**

| STRAIGHT SCREW  | SCREWDRIVER Hex. 1.20 |
|-----------------|-----------------------|
| 40.316.003.02-2 | 43.601.103.02-2       |

**ANALOG**

**LAB SCANBODY**

|   |                 |
|---|-----------------|
| - | 30.412.001.01-2 |
|---|-----------------|

**MULTI-UNIT**

|   | GINGIVAL HEIGHT<br>1 mm | GINGIVAL HEIGHT<br>2 mm | GINGIVAL HEIGHT<br>3 mm | GINGIVAL HEIGHT<br>4 mm |
|---|-------------------------|-------------------------|-------------------------|-------------------------|
| R | 42.302.029.01-2         | 42.302.029.02-2         | 42.302.029.03-2         | 42.302.029.04-2         |

**ANGULATED MULTI-UNIT**

|    | GINGIVAL HEIGHT<br>1.5 mm | GINGIVAL HEIGHT<br>2.5 mm | GINGIVAL HEIGHT<br>3.5 mm | GINGIVAL HEIGHT<br>4.5 mm |
|----|---------------------------|---------------------------|---------------------------|---------------------------|
| NR | -                         | 48.312.029.02-2           | 48.312.029.03-2           | 48.312.029.04-2           |

**LIBRARY OPTIONS:** GH = Gingival Height CH = Cement Height IG = Adaptor 3mm  $\alpha_s$  = Standard maximum angulation  $\alpha_c$  = Captive maximum angulation  $\alpha_{di}$  = Direct to implant maximum angulation R = Rotational / Non-Engaging NR = Non Rotational / Engaging



STANDARD DYNAMIC TIBASE

|    | GINGIVAL HEIGHT | $\alpha_s$ | $\alpha_c$ | GINGIVAL HEIGHT | $\alpha_s$ | $\alpha_c$ | GINGIVAL HEIGHT | $\alpha_s$ | $\alpha_c$ | GINGIVAL HEIGHT | $\alpha_s$ | $\alpha_c$ | GINGIVAL HEIGHT | $\alpha_s$ | $\alpha_c$ |
|----|-----------------|------------|------------|-----------------|------------|------------|-----------------|------------|------------|-----------------|------------|------------|-----------------|------------|------------|
|    | 1.1 mm          |            |            | 2 mm            |            |            | 3 mm            |            |            | 4 mm            |            |            | mm              |            |            |
| R  | 31.323.030.01-2 | 42°        | 25°        | 31.323.030.02-2 | 25°        | 15°        | 31.323.030.03-2 | 20°        | 30°        | 31.323.030.04-2 | 15°        | 30°        | -               | -          | -          |
| NR | 31.313.030.01-2 |            |            | 31.313.030.02-2 |            |            | 31.313.030.03-2 |            |            | 31.313.030.04-2 |            |            | -               | -          | -          |

DYNAMIC 3TIBASE

|    | GINGIVAL HEIGHT | $\alpha_s$ | $\alpha_s$ | $\alpha_s$ | GINGIVAL HEIGHT | $\alpha_s$ | $\alpha_s$ | $\alpha_s$ | GINGIVAL HEIGHT | $\alpha_s$ | $\alpha_s$ | $\alpha_s$ |
|----|-----------------|------------|------------|------------|-----------------|------------|------------|------------|-----------------|------------|------------|------------|
|    | 1.1 mm          | CH+5mm     | CH+ 7mm    | CH+ 9mm    | 2 mm            | CH+5mm     | CH+ 7mm    | CH+ 9mm    | 3 mm            | CH+5mm     | CH+ 7mm    | CH+ 9mm    |
| R  | 31.323.030.21-2 | 25°        | 20°        | 10°        | 31.323.030.22-2 | 25°        | 20°        | 15°        | 31.323.030.23-2 | 25°        | 20°        | 10°        |
| NR | 31.313.030.21-2 |            |            |            | 31.313.030.22-2 |            |            |            | 31.313.030.23-2 |            |            |            |

DYNAMIC SCANBODY (LAB/CLIN)

DIGITAL ANALOG

DYNAMIC MILLING TOOL

SCANALOG

SCANBODY OP

| SCANBODY        | HEIGHT mm | ADAPTOR                  | SCREWDRIVER ADAPTOR | DIGITAL ANALOG  | DYNAMIC MILLING TOOL | SHANK                  | $\alpha_{di}$ | SCANALOG        | SCANBODY        | PEEK PINS               | TYPE |
|-----------------|-----------|--------------------------|---------------------|-----------------|----------------------|------------------------|---------------|-----------------|-----------------|-------------------------|------|
| 52.408.101.01-2 | 8         | 50.313.030.01-2          | 43.621.410.01-2     | 34.613.030.01-2 | 33.345.808.01-2      | 3                      | 30°           | 23.413.030.01-2 | 54.315.030.21-2 | 49.414.000.01-2 (6 mm)  | A    |
| 52.410.101.01-2 | 10        | 50.313.030.03-2 (IG-3mm) | 43.624.410.01-2     | 33.445.808.01-2 | 4                    | 49.415.000.01-2 (9 mm) |               |                 |                 | 49.416.000.01-2 (13 mm) |      |
| 52.412.101.01-2 | 12        |                          |                     | 33.645.808.01-2 | 6                    | 49.414.000.02-2 (6 mm) |               |                 |                 | 49.415.000.02-2 (9 mm)  |      |
|                 |           |                          |                     |                 |                      |                        |               |                 |                 | 49.414.000.03-2 (6 mm)  | C    |
|                 |           |                          |                     |                 |                      |                        |               |                 |                 | 49.415.000.03-2 (9 mm)  |      |
|                 |           |                          |                     |                 |                      |                        |               |                 |                 | 49.416.000.03-2 (13 mm) |      |
|                 |           |                          |                     |                 |                      |                        |               |                 | SCREWDRIVER     | 43.601.103.02-2         |      |
|                 |           |                          |                     |                 |                      |                        |               |                 | ANALOG          | LAB SCANBODY            |      |
|                 |           |                          |                     |                 |                      |                        |               |                 | -               | 30.413.002.01-2         |      |

DYNAMIC SCREWS

STRAIGHT SCREWS

| DYNAMIC SCREW   | HIGH DYNAMIC SCREW | DYNAMIC SCREWDRIVER | SCREWDRIVER LENGTH (mm) |
|-----------------|--------------------|---------------------|-------------------------|
| 41.320.079.01-2 | 41.320.125.01-2    | 43.618.201.01-2     | 18                      |
|                 |                    | 43.624.201.01-2     | 24                      |
|                 |                    | 43.632.201.01-2     | 32                      |

| STRAIGHT SCREW  | SCREWDRIVER Hex. 1.20 |
|-----------------|-----------------------|
| 40.320.003.04-2 | 43.601.103.02-2       |

MULTI-UNIT

ANGULATED MULTI-UNIT

|   | GINGIVAL HEIGHT | GINGIVAL HEIGHT | GINGIVAL HEIGHT | GINGIVAL HEIGHT | GINGIVAL HEIGHT | GINGIVAL HEIGHT | GINGIVAL HEIGHT | GINGIVAL HEIGHT | GINGIVAL HEIGHT |                 |
|---|-----------------|-----------------|-----------------|-----------------|-----------------|-----------------|-----------------|-----------------|-----------------|-----------------|
|   | 1 mm            | 2 mm            | 3 mm            | 4 mm            | 5 mm            | 1.5 mm          | 2.5 mm          | 3.5 mm          | 4.5 mm          |                 |
| R | 42.303.030.01-2 | 42.303.030.02-2 | 42.303.030.03-2 | 42.303.030.04-2 | 42.303.030.05-2 | NR              | 48.312.030.01-2 | 48.312.030.02-2 | 48.312.030.03-2 | 48.312.030.04-2 |

LIBRARY OPTIONS: GH = Gingival Height CH = Cement Height IG = Adaptor 3mm  $\alpha_s$  = Standard maximum angulation  $\alpha_c$  = Captive maximum angulation  $\alpha_{di}$  = Direct to implant maximum angulation R = Rotational / Non-Engaging NR = Non Rotational / Engaging

STANDARD DYNAMIC TIBASE

|    | GINGIVAL HEIGHT<br>1.3 mm | $\alpha_s$ | $\alpha_c$ | GINGIVAL HEIGHT<br>2 mm | $\alpha_s$ | $\alpha_c$ | GINGIVAL HEIGHT<br>3mm | $\alpha_s$ | $\alpha_c$ | GINGIVAL HEIGHT<br>4mm | $\alpha_s$ | $\alpha_c$ | GINGIVAL HEIGHT<br>mm | $\alpha_s$ | $\alpha_c$ |
|----|---------------------------|------------|------------|-------------------------|------------|------------|------------------------|------------|------------|------------------------|------------|------------|-----------------------|------------|------------|
| R  | 31.322.033.01-2           | 38°        | 18°        | 31.322.033.02-2         | 20°        | 14°        | 31.322.033.03-2        | 15°        | 25°        | 31.322.033.04-2        | 15°        | 25°        | -                     | -          | -          |
| NR | 31.312.033.01-2           |            |            | 31.312.033.02-2         |            |            | 31.312.033.03-2        |            |            | 31.312.033.04-2        |            |            | -                     |            |            |

DYNAMIC 3TIBASE

|    | GINGIVAL HEIGHT<br>1.3 mm | $\alpha_s$<br>CH+5mm | $\alpha_s$<br>CH+ 7mm | $\alpha_s$<br>CH+ 9mm | GINGIVAL HEIGHT<br>3 mm | $\alpha_s$<br>CH+5mm | $\alpha_s$<br>CH+ 7mm | $\alpha_s$<br>CH+ 9mm |
|----|---------------------------|----------------------|-----------------------|-----------------------|-------------------------|----------------------|-----------------------|-----------------------|
| R  | 31.322.033.21-2           | 25°                  | 20°                   | 10°                   | 31.322.033.23-2         | 20°                  | 15°                   | 10°                   |
| NR | 31.312.033.21-2           |                      |                       |                       | 31.312.033.23-2         |                      |                       |                       |

DYNAMIC SCANBODY (LAB/CLIN)

DIGITAL ANALOG

DYNAMIC MILLING TOOL

SCANALOG

SCANBODY OP

| SCANBODY        | HEIGHT<br>mm | ADAPTOR                     | SCREWDRIVER<br>ADAPTOR             | DIGITAL<br>ANALOG | DYNAMIC<br>MILLING TOOL | SHANK | $\alpha_{di}$ | SCANALOG        | SCANBODY                | PEEK PINS               | TYPE            |
|-----------------|--------------|-----------------------------|------------------------------------|-------------------|-------------------------|-------|---------------|-----------------|-------------------------|-------------------------|-----------------|
| 52.408.106.01-2 | 8            | 50.312.033.03-2<br>(IG+3mm) | 43.621.410.01-2<br>43.624.410.01-2 | 34.612.033.01-2   | 33.315.804.01-2         | 3     | 25°           | 23.412.033.01-2 | 54.315.033.21-2         | 49.414.000.01-2 (6 mm)  | A               |
| 52.410.106.01-2 | 10           |                             |                                    |                   | 33.415.804.01-2         | 4     |               |                 |                         | 49.415.000.01-2 (9 mm)  |                 |
| 52.412.106.01-2 | 12           |                             |                                    |                   | 33.615.804.01-2         | 6     |               |                 |                         | 49.416.000.01-2 (13 mm) |                 |
|                 |              |                             |                                    |                   |                         |       |               |                 |                         | 49.414.000.02-2 (6 mm)  | B               |
|                 |              |                             |                                    |                   |                         |       |               |                 |                         | 49.415.000.02-2 (9 mm)  |                 |
|                 |              |                             |                                    |                   |                         |       |               |                 |                         | 49.416.000.02-2 (13 mm) |                 |
|                 |              |                             |                                    |                   |                         |       |               |                 | 49.414.000.03-2 (6 mm)  | C                       |                 |
|                 |              |                             |                                    |                   |                         |       |               |                 | 49.415.000.03-2 (9 mm)  |                         |                 |
|                 |              |                             |                                    |                   |                         |       |               |                 | 49.416.000.03-2 (13 mm) |                         |                 |
|                 |              |                             |                                    |                   |                         |       |               |                 |                         | SCREWDRIVER             | 43.601.107.01-2 |

DYNAMIC SCREWS

STRAIGHT SCREWS

| DYNAMIC SCREW   | HIGH DYNAMIC SCREW | DYNAMIC SCREWDRIVER | SCREWDRIVER LENGTH (mm) |
|-----------------|--------------------|---------------------|-------------------------|
| 41.316.078.01-2 | 41.316.124.01-2    | 43.618.201.01-2     | 18                      |
|                 |                    | 43.624.201.01-2     | 24                      |
|                 |                    | 43.632.201.01-2     | 32                      |

| STRAIGHT SCREW  | SCREWDRIVER TORX T6 |
|-----------------|---------------------|
| 40.316.007.01-2 | 43.601.107.01-2     |

ANALOG

LAB SCANBODY

|                 |                 |
|-----------------|-----------------|
| 22.612.033.01-2 | 30.412.001.01-2 |
|-----------------|-----------------|

MULTI-UNIT

ANGULATED MULTI-UNIT

|   | GINGIVAL HEIGHT<br>1 mm | GINGIVAL HEIGHT<br>2 mm | GINGIVAL HEIGHT<br>3 mm | GINGIVAL HEIGHT<br>4 mm |
|---|-------------------------|-------------------------|-------------------------|-------------------------|
| R | 42.302.033.01-2         | 42.302.033.02-2         | 42.302.033.03-2         | 42.302.033.04-2         |

|    | GINGIVAL HEIGHT<br>1.5 mm | GINGIVAL HEIGHT<br>2.5 mm | GINGIVAL HEIGHT<br>3.5 mm | GINGIVAL HEIGHT<br>4.5 mm |
|----|---------------------------|---------------------------|---------------------------|---------------------------|
| NR | -                         | 48.312.033.02-2           | 48.312.033.03-2           | 48.312.033.04-2           |

LIBRARY OPTIONS: GH = Gingival Height CH = Cement Height IG = Adaptor 3mm  $\alpha_s$  = Standard maximum angulation  $\alpha_c$  = Captive maximum angulation  $\alpha_{di}$  = Direct to implant maximum angulation R = Rotational / Non-Engaging NR = Non Rotational / Engaging

**STANDARD DYNAMIC TIBASE**

|    | GINGIVAL HEIGHT | $\alpha_s$ | $\alpha_c$ | GINGIVAL HEIGHT | $\alpha_s$ | $\alpha_c$ | GINGIVAL HEIGHT | $\alpha_s$ | $\alpha_c$ | GINGIVAL HEIGHT | $\alpha_s$ | $\alpha_c$ | GINGIVAL HEIGHT | $\alpha_s$ | $\alpha_c$ |
|----|-----------------|------------|------------|-----------------|------------|------------|-----------------|------------|------------|-----------------|------------|------------|-----------------|------------|------------|
|    | 1.1 mm          |            |            | 2 mm            |            |            | 3 mm            |            |            | 4 mm            |            |            | mm              |            |            |
| R  | 31.323.035.01-2 | 39°        | 18°        | 31.323.035.02-2 | 20°        | 14°        | 31.323.035.03-2 | 15°        | 30°        | 31.323.035.04-2 | 15°        | 30°        | -               | -          | -          |
| NR | 31.313.035.01-2 |            |            | 31.313.035.02-2 |            |            | 31.313.035.03-2 |            |            | 31.313.035.04-2 |            |            | -               | -          | -          |

**DYNAMIC 3TIBASE**

|    | GINGIVAL HEIGHT | $\alpha_s$ | $\alpha_s$ | $\alpha_s$ | GINGIVAL HEIGHT | $\alpha_s$ | $\alpha_s$ | $\alpha_s$ |
|----|-----------------|------------|------------|------------|-----------------|------------|------------|------------|
|    | 1.1 mm          | CH+5mm     | CH+ 7mm    | CH+ 9mm    | 3 mm            | CH+5mm     | CH+ 7mm    | CH- 9mm    |
| R  | 31.323.035.21-2 | 25°        | 20°        | 10°        | 31.323.035.23-2 | 20°        | 15°        | 10°        |
| NR | 31.313.035.21-2 |            |            |            | 31.313.035.23-2 |            |            |            |

**DYNAMIC SCANBODY (LAB/CLIN)**

**DIGITAL ANALOG**

**DYNAMIC MILLING TOOL**

**SCANALOG**

**SCANBODY OP**

| SCANBODY        | HEIGHT mm | ADAPTOR                  | SCREWDRIVER ADAPTOR                | DIGITAL ANALOG  | DYNAMIC MILLING TOOL | SHANK                   | $\alpha_{di}$ | SCANALOG                | SCANBODY        | PEEK PINS              | TYPE |
|-----------------|-----------|--------------------------|------------------------------------|-----------------|----------------------|-------------------------|---------------|-------------------------|-----------------|------------------------|------|
| 52.410.107.01-2 | 10        | 50.313.035.01-2          | 43.621.410.01-2<br>43.624.410.01-2 | 34.613.035.01-2 | 33.315.804.01-2      | 3                       | 25°           | 23.413.035.01-2         | 54.315.035.21-2 | 49.414.000.01-2 (6 mm) | A    |
|                 |           |                          |                                    |                 | 33.415.804.01-2      | 4                       |               |                         |                 | 49.415.000.01-2 (9 mm) |      |
| 52.412.107.01-2 | 12        | 50.313.035.03-2 (IG-3mm) |                                    | 33.615.804.01-2 | 6                    | 49.416.000.01-2 (13 mm) |               |                         |                 |                        |      |
|                 |           |                          |                                    |                 |                      |                         |               | 49.414.000.02-2 (6 mm)  |                 | B                      |      |
|                 |           |                          |                                    |                 |                      |                         |               | 49.415.000.02-2 (9 mm)  |                 |                        |      |
|                 |           |                          |                                    |                 |                      |                         |               | 49.416.000.02-2 (13 mm) |                 | C                      |      |
|                 |           |                          |                                    |                 |                      |                         |               | 49.414.000.03-2 (6 mm)  |                 |                        |      |
|                 |           |                          |                                    |                 |                      |                         |               | 49.415.000.03-2 (9 mm)  |                 |                        |      |
|                 |           |                          |                                    |                 |                      |                         |               | 49.416.000.03-2 (13 mm) |                 |                        |      |
|                 |           |                          |                                    |                 |                      |                         |               |                         | SCREWDRIVER     | 43.601.107.01-2        |      |

**DYNAMIC SCREWS**

**STRAIGHT SCREWS**

| DYNAMIC SCREW   | HIGH DYNAMIC SCREW | DYNAMIC SCREWDRIVER | SCREWDRIVER LENGTH (mm) |
|-----------------|--------------------|---------------------|-------------------------|
| 41.316.078.01-2 | 41.316.124.01-2    | 43.618.201.01-2     | 18                      |
|                 |                    | 43.624.201.01-2     | 24                      |
|                 |                    | 43.632.201.01-2     | 32                      |

| STRAIGHT SCREW  | SCREWDRIVER TORX T6 |
|-----------------|---------------------|
| 40.316.007.01-2 | 43.601.107.01-2     |

| ANALOG          | LAB SCANBODY    |
|-----------------|-----------------|
| 22.613.035.01-2 | 30.413.002.01-2 |

**MULTI-UNIT**

**ANGULATED MULTI-UNIT**

|   | GINGIVAL HEIGHT | GINGIVAL HEIGHT | GINGIVAL HEIGHT | GINGIVAL HEIGHT |
|---|-----------------|-----------------|-----------------|-----------------|
|   | 1 mm            | 2 mm            | 3 mm            | 4 mm            |
| R | 42.303.035.01-2 | 42.303.035.02-2 | 42.303.035.03-2 | 42.303.035.04-2 |

|    | GINGIVAL HEIGHT | GINGIVAL HEIGHT | GINGIVAL HEIGHT | GINGIVAL HEIGHT |
|----|-----------------|-----------------|-----------------|-----------------|
|    | 1.5 mm          | 2.5 mm          | 3.5 mm          | 4.5 mm          |
| NR | -               | 48.312.035.02-2 | 48.312.035.03-2 | -               |

**LIBRARY OPTIONS:** GH = Gingival Height CH = Cement Height IG = Adaptor 3mm  $\alpha_s$  = Standard maximum angulation  $\alpha_c$  = Captive maximum angulation  $\alpha_{di}$  = Direct to implant maximum angulation R = Rotational / Non-Engaging NR = Non Rotational / Engaging

**STANDARD DYNAMIC TIBASE**

|    | GINGIVAL HEIGHT<br>0.6 mm | $\alpha_s$ | $\alpha_c$ | GINGIVAL HEIGHT<br>mm | $\alpha_s$ | $\alpha_c$ | GINGIVAL HEIGHT<br>mm | $\alpha_s$ | $\alpha_c$ | GINGIVAL HEIGHT<br>mm | $\alpha_s$ | $\alpha_c$ | GINGIVAL HEIGHT<br>mm | $\alpha_s$ | $\alpha_c$ |
|----|---------------------------|------------|------------|-----------------------|------------|------------|-----------------------|------------|------------|-----------------------|------------|------------|-----------------------|------------|------------|
| R  | 31.323.037.01-2           | 45°        | 25°        | -                     | -          | -          | -                     | -          | -          | -                     | -          | -          | -                     | -          | -          |
| NR | 31.313.037.01-2           |            |            | -                     | -          | -          | -                     | -          | -          | -                     | -          | -          | -                     | -          | -          |

**DYNAMIC 3TIBASE**

|    | GINGIVAL HEIGHT<br>0.6 mm | $\alpha_s$<br>CH+5mm | $\alpha_s$<br>CH+7mm | $\alpha_s$<br>CH+9mm |
|----|---------------------------|----------------------|----------------------|----------------------|
| R  | 31.323.037.21-2           | 30°                  | 25°                  | 15°                  |
| NR | 31.313.037.21-2           |                      |                      |                      |

**DYNAMIC SCANBODY (LAB/CLIN)**

**DIGITAL ANALOG**

**DYNAMIC MILLING TOOL**

**SCANALOG**

| SCANBODY        | HEIGHT<br>mm | ADAPTOR                     | SCREWDRIVER<br>ADAPTOR | DIGITAL<br>ANALOG |
|-----------------|--------------|-----------------------------|------------------------|-------------------|
| 52.408.110.01-2 | 8            | 50.313.037.04-2<br>(IG+3mm) | 43.621.410.01-2        | 34.613.037.01-2   |
| 52.410.110.01-2 | 10           |                             | 43.624.410.01-2        |                   |
| 52.412.110.01-2 | 12           |                             |                        |                   |

| DYNAMIC MILLING TOOL | SHANK | $\alpha_{di}$ |
|----------------------|-------|---------------|
| 33.315.708.01-2      | 3     | 30°           |
| 33.415.708.01-2      | 4     |               |
| 33.615.708.01-2      | 6     |               |

|                 |
|-----------------|
| 23.413.037.01-2 |
|-----------------|

**DYNAMIC SCREWS**

**STRAIGHT SCREWS**

| DYNAMIC SCREW   | HIGH DYNAMIC SCREW | DYNAMIC SCREWDRIVER | SCREWDRIVER LENGTH (mm) |
|-----------------|--------------------|---------------------|-------------------------|
| 41.320.067.01-2 | -                  | 43.618.201.01-2     | 18                      |
|                 |                    | 43.624.201.01-2     | 24                      |
|                 |                    | 43.632.201.01-2     | 32                      |

| STRAIGHT SCREW  | SCREWDRIVER TORX T6 |
|-----------------|---------------------|
| 40.320.007.01-2 | 43.601.107.01-2     |

| ANALOG          | LAB SCANBODY    |
|-----------------|-----------------|
| 22.613.037.01-2 | 30.413.004.01-2 |

**MULTI-UNIT**

|   | GINGIVAL HEIGHT<br>1 mm | GINGIVAL HEIGHT<br>2 mm | GINGIVAL HEIGHT<br>3 mm | GINGIVAL HEIGHT<br>4 mm |
|---|-------------------------|-------------------------|-------------------------|-------------------------|
| R | 42.303.037.01-2         | -                       | -                       | -                       |

**LIBRARY OPTIONS:** GH = Gingival Height CH = Cement Height IG = Adaptor 3mm  $\alpha_s$  = Standard maximum angulation  $\alpha_c$  = Captive maximum angulation  $\alpha_{di}$  = Direct to implant maximum angulation R = Rotational / Non-Engaging NR = Non Rotational / Engaging

**STANDARD DYNAMIC TIBASE**

|    | GINGIVAL HEIGHT<br>0.7 mm | $\alpha_s$ | $\alpha_c$ | GINGIVAL HEIGHT<br>mm | $\alpha_s$ | $\alpha_c$ | GINGIVAL HEIGHT<br>mm | $\alpha_s$ | $\alpha_c$ | GINGIVAL HEIGHT<br>mm | $\alpha_s$ | $\alpha_c$ | GINGIVAL HEIGHT<br>mm | $\alpha_s$ | $\alpha_c$ |
|----|---------------------------|------------|------------|-----------------------|------------|------------|-----------------------|------------|------------|-----------------------|------------|------------|-----------------------|------------|------------|
| R  | 31.322.038.01-2           | 45°        | 29°        | -                     | -          | -          | -                     | -          | -          | -                     | -          | -          | -                     | -          | -          |
| NR | 31.312.038.01-2           |            |            | -                     | -          | -          | -                     | -          | -          | -                     | -          | -          | -                     | -          | -          |

**DYNAMIC 3TIBASE**

|    | GINGIVAL HEIGHT<br>0.7 mm | $\alpha_s$<br>CH-5mm | $\alpha_c$<br>CH- 7mm | $\alpha_s$<br>CH- 9mm |
|----|---------------------------|----------------------|-----------------------|-----------------------|
| R  | 31.322.038.21-2           | 30°                  | 25°                   | 10°                   |
| NR | 31.312.038.21-2           |                      |                       |                       |

**DYNAMIC SCANBODY (LAB/CLIN)**

**DIGITAL ANALOG**

| SCANBODY        | HEIGHT mm | ADAPTOR         | SCREWDRIVER ADAPTOR                | DIGITAL ANALOG  |
|-----------------|-----------|-----------------|------------------------------------|-----------------|
| 52.410.103.01-2 | 10        | 50.312.038.01-2 | 43.621.410.01-2<br>43.624.410.01-2 | 34.612.038.01-2 |
|                 |           |                 |                                    |                 |
| 52.412.103.01-2 | 12        |                 |                                    |                 |

**DYNAMIC MILLING TOOL**

| DYNAMIC MILLING TOOL | SHANK | $\alpha_{di}$ |
|----------------------|-------|---------------|
| 33.345.804.01-2      | 3     | 25°           |
| 33.445.804.01-2      | 4     |               |
| 33.645.804.01-2      | 6     |               |

**DYNAMIC SCREWS**

**STRAIGHT SCREWS**

| DYNAMIC SCREW   | HIGH DYNAMIC SCREW | DYNAMIC SCREWDRIVER | SCREWDRIVER LENGTH (mm) |
|-----------------|--------------------|---------------------|-------------------------|
| 41.316.081.01-2 | -                  | 43.618.201.01-2     | 18                      |
|                 |                    | 43.624.201.01-2     | 24                      |
|                 |                    | 43.632.201.01-2     | 32                      |

| STRAIGHT SCREW  | SCREWDRIVER Hex. 1.25 |
|-----------------|-----------------------|
| 40.316.004.02-2 | 43.601.104.01-2       |

| ANALOG | LAB SCANBODY    |
|--------|-----------------|
| -      | 30.412.001.01-2 |

**LIBRARY OPTIONS:** GH = Gingival Height CH = Cement Height IG = Adaptor 3mm  $\alpha_s$  = Standard maximum angulation  $\alpha_c$  = Captive maximum angulation  $\alpha_{di}$  = Direct to implant maximum angulation R = Rotational / Non-Engaging NR = Non Rotational / Engaging

STANDARD DYNAMIC TIBASE

|    | GINGIVAL HEIGHT<br>0,7 mm | $\alpha_s$ | $\alpha_c$ | GINGIVAL HEIGHT<br>mm | $\alpha_s$ | $\alpha_c$ | GINGIVAL HEIGHT<br>2 mm | $\alpha_s$ | $\alpha_c$ | GINGIVAL HEIGHT<br>mm | $\alpha_s$ | $\alpha_c$ | GINGIVAL HEIGHT<br>mm | $\alpha_s$ | $\alpha_c$ |
|----|---------------------------|------------|------------|-----------------------|------------|------------|-------------------------|------------|------------|-----------------------|------------|------------|-----------------------|------------|------------|
| R  | 31.323.039.01-2           | 45°        | 29°        | -                     | -          | -          | 31.323.039.03-2         | 25°        | -          | -                     | -          | -          | -                     | -          | -          |
| NR | 31.313.039.01-2           |            |            | -                     | -          | -          | 31.313.039.03-2         |            | -          | -                     | -          | -          | -                     | -          |            |

DYNAMIC 3TIBASE

|    | GINGIVAL HEIGHT<br>0,7 mm | $\alpha_s$<br>CH+5mm | $\alpha_s$<br>CH+ 7mm | $\alpha_s$<br>CH+ 9mm |
|----|---------------------------|----------------------|-----------------------|-----------------------|
| R  | 31.323.039.21-2           | 30°                  | 25°                   | 10°                   |
| NR | 31.313.039.21-2           |                      |                       |                       |

DYNAMIC SCANBODY (LAB/CLIN)

DIGITAL ANALOG

| SCANBODY        | HEIGHT<br>mm | ADAPTOR         | SCREWDRIVER<br>ADAPTOR             | DIGITAL<br>ANALOG |
|-----------------|--------------|-----------------|------------------------------------|-------------------|
| 52.410.114.01-2 | 10           | 50.313.039.01-2 | 43.621.410.01-2<br>43.624.410.01-2 | 34.613.039.01-2   |
|                 |              |                 |                                    |                   |
| 52.412.114.01-2 | 12           |                 |                                    |                   |

DYNAMIC MILLING TOOL

| DYNAMIC<br>MILLING TOOL | SHANK | $\alpha_{di}$ |
|-------------------------|-------|---------------|
| 33.345.856.01-2         | 3     | 25°           |
| 33.445.856.01-2         | 4     |               |
| 33.645.856.01-2         | 6     |               |

DYNAMIC SCREWS

| DYNAMIC<br>SCREW | HIGH DYNAMIC<br>SCREW | DYNAMIC<br>SCREWDRIVER | SCREWDRIVER<br>LENGTH (mm) |
|------------------|-----------------------|------------------------|----------------------------|
| 41.316.081.01-2  | -                     | 43.618.201.01-2        | 18                         |
|                  |                       | 43.624.201.01-2        | 24                         |
|                  |                       | 43.632.201.01-2        | 32                         |

STRAIGHT SCREWS

| STRAIGHT<br>SCREW | SCREWDRIVER<br>Hex. 1.25 |
|-------------------|--------------------------|
| 40.316.004.02-2   | 43.601.104.01-2          |

ANALOG

LAB SCANBODY

|   |                 |
|---|-----------------|
| - | 30.413.002.01-2 |
|---|-----------------|

MULTI-UNIT

|   | GINGIVAL<br>HEIGHT<br>1 mm | GINGIVAL<br>HEIGHT<br>2 mm | GINGIVAL<br>HEIGHT<br>3 mm | GINGIVAL<br>HEIGHT<br>4 mm |
|---|----------------------------|----------------------------|----------------------------|----------------------------|
| R | 42.303.039.01-2            | -                          | -                          | -                          |

LIBRARY OPTIONS: GH = Gingival Height CH = Cement Height IG = Adaptor 3mm  $\alpha_s$  = Standard maximum angulation  $\alpha_c$  = Captive maximum angulation  $\alpha_{di}$  = Direct to implant maximum angulation R = Rotational / Non-Engaging NR = Non Rotational / Engaging

**STANDARD DYNAMIC TIBASE**

|                   | GINGIVAL HEIGHT | $\alpha_s$ | $\alpha_c$ | GINGIVAL HEIGHT | $\alpha_s$ | $\alpha_c$ | GINGIVAL HEIGHT | $\alpha_s$ | $\alpha_c$ | GINGIVAL HEIGHT | $\alpha_s$ | $\alpha_c$ | GINGIVAL HEIGHT | $\alpha_s$ | $\alpha_c$ |
|-------------------|-----------------|------------|------------|-----------------|------------|------------|-----------------|------------|------------|-----------------|------------|------------|-----------------|------------|------------|
|                   | 0.6 mm          |            |            | 1.5 mm          |            |            | 3 mm            |            |            | 4 mm            |            |            | 5 mm            |            |            |
| R                 | 31.322.040.01-2 | 45°        | 30°        | 31.322.040.02-2 | 25°        | 25°        | 31.322.040.03-2 | 20°        | 30°        | 31.322.040.04-2 | 15°        | 30°        | 31.322.040.05-2 | 10°        | 23°        |
| NR                | 31.312.040.01-2 |            |            | 31.312.040.02-2 |            |            | 31.312.040.03-2 |            |            | 31.312.040.04-2 |            |            | 31.312.040.05-2 |            |            |
| NR (Friction-Fit) | 31.312.042.01-2 |            |            | -               |            |            | -               |            |            | -               |            |            | -               |            |            |

**DYNAMIC 3TIBASE**

|    | GINGIVAL HEIGHT | $\alpha_s$ | $\alpha_s$ | $\alpha_s$ | GINGIVAL HEIGHT | $\alpha_s$ | $\alpha_s$ | $\alpha_s$ | GINGIVAL HEIGHT | $\alpha_s$ | $\alpha_s$ | $\alpha_s$ | GINGIVAL HEIGHT | $\alpha_s$ | $\alpha_s$ | $\alpha_s$ |
|----|-----------------|------------|------------|------------|-----------------|------------|------------|------------|-----------------|------------|------------|------------|-----------------|------------|------------|------------|
|    | 0.6 mm          | CH-5mm     | CH-7mm     | CH-9mm     | 1 mm            | CH-5mm     | CH-7mm     | CH-9mm     | 2 mm            | CH-5mm     | CH-7mm     | CH-9mm     | 3 mm            | CH-5mm     | CH-7mm     | CH-9mm     |
| R  | 31.322.040.21-2 | 25°        | 20°        | 10°        | 31.322.040.29-2 | 30°        | 25°        | 20°        | 31.312.040.28-2 | 25°        | 20°        | 15°        | 31.322.040.23-2 | 25°        | 20°        | 15°        |
| NR | 31.312.040.21-2 |            |            |            | 31.312.040.29-2 |            |            |            |                 |            |            |            | 31.312.040.23-2 |            |            |            |

**DYNAMIC SCANBODY (LAB/CLIN)**

**DIGITAL ANALOG**

**DYNAMIC MILLING TOOL**

**SCANALOG**

**SCANBODY OP**

| SCANBODY        | HEIGHT mm | ADAPTOR                  | SCREWDRIVER ADAPTOR                | DIGITAL ANALOG  | DYNAMIC MILLING TOOL | SHANK | $\alpha_{di}$ | SCANALOG        | SCANBODY        | PEEK PINS              | TYPE                   |                         |                        |
|-----------------|-----------|--------------------------|------------------------------------|-----------------|----------------------|-------|---------------|-----------------|-----------------|------------------------|------------------------|-------------------------|------------------------|
| 52.408.101.01-2 | 8         | 50.312.040.03-2 (IG-3mm) | 43.621.410.01-2<br>43.624.410.01-2 | 34.612.040.01-2 | 33.370.716.01-2      | 3     | 25°           | 23.412.040.01-2 | 54.315.040.21-2 | 49.414.000.01-2 (6 mm) | A                      |                         |                        |
| 52.410.101.01-2 | 10        |                          |                                    |                 | 33.470.716.01-2      | 4     |               |                 |                 | 49.415.000.01-2 (9 mm) |                        | 49.416.000.01-2 (13 mm) |                        |
| 52.412.101.01-2 | 12        |                          |                                    |                 | 33.670.716.01-2      | 6     |               |                 |                 | 49.414.000.02-2 (6 mm) |                        |                         | 49.415.000.02-2 (9 mm) |
|                 |           |                          |                                    |                 |                      |       |               |                 |                 | 49.414.000.03-2 (6 mm) | 49.415.000.03-2 (9 mm) | 49.416.000.03-2 (13 mm) |                        |
|                 |           |                          |                                    |                 |                      |       |               |                 |                 | 49.415.000.03-2 (9 mm) |                        |                         | SCREWDRIVER            |

**DYNAMIC SCREWS**

**STRAIGHT SCREWS**

| DYNAMIC SCREW   | HIGH DYNAMIC SCREW | DYNAMIC SCREWDRIVER | SCREWDRIVER LENGTH (mm) |
|-----------------|--------------------|---------------------|-------------------------|
| 41.317.071.01-2 | 41.317.106.01-2    | 43.618.201.01-2     | 18                      |
|                 |                    | 43.624.201.01-2     | 24                      |
|                 |                    | 43.632.201.01-2     | 32                      |

| STRAIGHT SCREW  | SCREWDRIVER Hex. 1.27 |
|-----------------|-----------------------|
| 40.317.004.01-2 | 43.601.104.01-2       |

| ANALOG          | LAB SCANBODY    |
|-----------------|-----------------|
| 22.612.040.01-2 | 30.412.001.01-2 |

**MULTI-UNIT**

**ANGULATED MULTI-UNIT**

|   | GINGIVAL HEIGHT | GINGIVAL HEIGHT | GINGIVAL HEIGHT | GINGIVAL HEIGHT |
|---|-----------------|-----------------|-----------------|-----------------|
|   | 1 mm            | 2 mm            | 3 mm            | 4 mm            |
| R | 42.302.040.01-2 | 42.302.040.02-2 | 42.302.040.03-2 | 42.302.040.04-2 |

|    | GINGIVAL HEIGHT | GINGIVAL HEIGHT | GINGIVAL HEIGHT | GINGIVAL HEIGHT |
|----|-----------------|-----------------|-----------------|-----------------|
|    | 1.5 mm          | 2.5 mm          | 3.5 mm          | 4.5 mm          |
| NR | -               | 48.312.040.02-2 | 48.312.040.03-2 | 48.312.040.04-2 |

**LIBRARY OPTIONS:** GH = Gingival Height CH = Cement Height IG = Adaptor 3mm  $\alpha_s$  = Standard maximum angulation  $\alpha_c$  = Captive maximum angulation  $\alpha_{di}$  = Direct to implant maximum angulation R = Rotational / Non-Engaging NR = Non Rotational / Engaging

**STANDARD DYNAMIC TIBASE**

|                      | GINGIVAL HEIGHT<br>0.6 mm | $\alpha_s$ | $\alpha_c$ | GINGIVAL HEIGHT<br>1.5 mm | $\alpha_s$ | $\alpha_c$ | GINGIVAL HEIGHT<br>3 mm | $\alpha_s$ | $\alpha_c$ | GINGIVAL HEIGHT<br>4 mm | $\alpha_s$ | $\alpha_c$ | GINGIVAL HEIGHT<br>5 mm | $\alpha_s$ | $\alpha_c$ |
|----------------------|---------------------------|------------|------------|---------------------------|------------|------------|-------------------------|------------|------------|-------------------------|------------|------------|-------------------------|------------|------------|
| R                    | 31.322.040.01-2           | 45°        | 30°        | 31.322.040.02-2           | 25°        | 25°        | 31.322.040.03-2         | 20°        | -          | 31.322.040.04-2         | 15°        | -          | 31.322.040.05-2         | 10°        | -          |
| NR                   | 31.312.040.01-2           |            |            | 31.312.040.02-2           |            |            | 31.312.040.03-2         |            |            | 31.312.040.04-2         |            |            | 31.312.040.05-2         |            |            |
| NR<br>(Friction-Fit) | 31.312.042.01-2           |            |            | -                         |            |            | -                       |            |            | -                       |            |            | -                       |            |            |

**DYNAMIC 3TIBASE**

|    | GINGIVAL HEIGHT<br>0.6 mm | $\alpha_s$ | $\alpha_s$ | $\alpha_s$ | GINGIVAL HEIGHT<br>1 mm | $\alpha_s$ | $\alpha_s$ | $\alpha_s$ | GINGIVAL HEIGHT<br>2 mm | $\alpha_s$ | $\alpha_s$ | $\alpha_s$ | GINGIVAL HEIGHT<br>3 mm | $\alpha_s$ | $\alpha_s$ | $\alpha_s$ |
|----|---------------------------|------------|------------|------------|-------------------------|------------|------------|------------|-------------------------|------------|------------|------------|-------------------------|------------|------------|------------|
|    |                           | CH+<br>5mm | CH+<br>7mm | CH+<br>9mm |                         | CH+<br>5mm | CH+<br>7mm | CH+<br>9mm |                         | CH+<br>5mm | CH+<br>7mm | CH+<br>9mm |                         | CH+<br>5mm | CH+<br>7mm | CH+<br>9mm |
| R  | 31.322.040.21-2           | 25°        | 20°        | 10°        | 31.322.040.29-2         | 30°        | 25°        | 20°        |                         | 25°        | 20°        | 15°        | 31.322.040.23-2         | 25°        | 20°        | 15°        |
| NR | 31.312.040.21-2           |            |            |            | 31.312.040.29-2         |            |            |            | 31.312.040.28-2         |            |            |            | 31.312.040.23-2         |            |            |            |

**DYNAMIC SCANBODY (LAB/CLIN)**

**DIGITAL ANALOG**

| SCANBODY | HEIGHT<br>mm | ADAPTOR | SCREWDRIVER<br>ADAPTOR | DIGITAL<br>ANALOG |
|----------|--------------|---------|------------------------|-------------------|
| -        | -            | -       | -                      | -                 |
| -        | -            |         |                        |                   |
| -        | -            |         |                        |                   |

**DYNAMIC MILLING TOOL**

| DYNAMIC MILLING TOOL | SHANK | $\alpha_{di}$ |
|----------------------|-------|---------------|
| 33.370.716.01-2      | 3     | 25°           |
| 33.470.716.01-2      | 4     |               |
| 33.670.716.01-2      | 6     |               |

**DYNAMIC SCREWS**

| DYNAMIC SCREW   | HIGH DYNAMIC SCREW | DYNAMIC SCREWDRIVER | SCREWDRIVER LENGTH (mm) |
|-----------------|--------------------|---------------------|-------------------------|
| 41.318.071.01-2 | -                  | 43.618.201.01-2     | 18                      |
|                 |                    | 43.624.201.01-2     | 24                      |
|                 |                    | 43.632.201.01-2     | 32                      |

**STRAIGHT SCREWS**

| STRAIGHT SCREW | SCREWDRIVER |
|----------------|-------------|
| -              | -           |

**ANALOG**

|   |                 |
|---|-----------------|
| - | 30.412.001.01-2 |
|---|-----------------|

**LIBRARY OPTIONS:** GH = Gingival Height CH = Cement Height IG = Adaptor 3mm  $\alpha_s$  = Standard maximum angulation  $\alpha_c$  = Captive maximum angulation  $\alpha_{di}$  = Direct to implant maximum angulation R = Rotational / Non-Engaging NR = Non Rotational / Engaging



**STANDARD DYNAMIC TIBASE**

|                      | GINGIVAL HEIGHT<br>0,4 mm | $\alpha_s$ | $\alpha_c$ | GINGIVAL HEIGHT<br>1,5 mm | $\alpha_s$ | $\alpha_c$ | GINGIVAL HEIGHT<br>mm | $\alpha_s$ | $\alpha_c$ | GINGIVAL HEIGHT<br>mm | $\alpha_s$ | $\alpha_c$ | GINGIVAL HEIGHT<br>mm | $\alpha_s$ | $\alpha_c$ |
|----------------------|---------------------------|------------|------------|---------------------------|------------|------------|-----------------------|------------|------------|-----------------------|------------|------------|-----------------------|------------|------------|
| R                    | 31.323.041.01-2           | 45°        | 30°        | 31.323.041.02-2           | 30°        | 25°        | -                     | -          | -          | -                     | -          | -          | -                     | -          | -          |
| NR                   | 31.313.041.01-2           |            |            | 31.313.041.02-2           |            |            | -                     |            |            | -                     |            |            | -                     |            |            |
| NR<br>(Friction-Fit) | 31.313.043.01-2           |            |            | -                         |            |            | -                     |            |            | -                     |            |            |                       |            |            |

**DYNAMIC 3TIBASE**

|    | GINGIVAL HEIGHT<br>0,4 mm | $\alpha_s$<br>CH-5mm | $\alpha_s$<br>CH+ 7mm | $\alpha_s$<br>CH+ 9mm |
|----|---------------------------|----------------------|-----------------------|-----------------------|
| R  | 31.323.041.21-2           | 30°                  | 20°                   | 10°                   |
| NR | 31.313.041.21-2           |                      |                       |                       |

**DYNAMIC SCANBODY (LAB/CLIN)**

**DIGITAL ANALOG**

**DYNAMIC MILLING TOOL**

**SCANALOG**

**SCANBODY OP**

| SCANBODY        | HEIGHT<br>mm | ADAPTOR                     | SCREW/DRIVER<br>ADAPTOR            | DIGITAL<br>ANALOG       | DYNAMIC<br>MILLING TOOL | SHANK                   | $\alpha_{di}$ | SCANALOG        | SCANBODY        | PEEK PINS               | TYPE |
|-----------------|--------------|-----------------------------|------------------------------------|-------------------------|-------------------------|-------------------------|---------------|-----------------|-----------------|-------------------------|------|
| 52.410.102.01-2 | 10           | 50.313.041.03-2<br>(IG-3mm) | 43.621.410.01-2<br>43.624.410.01-2 | 34.613.041.01-2         | 33.370.716.01-2         | 3                       | 30°           | 23.413.041.01-2 | 54.315.041.21-2 | 49.414.000.01-2 (6 mm)  | A    |
|                 |              |                             |                                    |                         | 33.470.716.01-2         | 4                       |               |                 |                 | 49.415.000.01-2 (9 mm)  |      |
| 52.412.102.01-2 | 12           |                             |                                    |                         | 33.670.716.01-2         | 6                       |               |                 |                 | 49.416.000.01-2 (13 mm) |      |
|                 |              |                             |                                    | 49.414.000.02-2 (6 mm)  | B                       |                         |               |                 |                 |                         |      |
|                 |              |                             |                                    | 49.415.000.02-2 (9 mm)  |                         |                         |               |                 |                 |                         |      |
|                 |              |                             |                                    | 49.416.000.02-2 (13 mm) |                         |                         |               |                 |                 |                         |      |
|                 |              |                             |                                    |                         |                         | 49.414.000.03-2 (6 mm)  | C             |                 |                 |                         |      |
|                 |              |                             |                                    |                         |                         | 49.415.000.03-2 (9 mm)  |               |                 |                 |                         |      |
|                 |              |                             |                                    |                         |                         | 49.416.000.03-2 (13 mm) |               |                 |                 |                         |      |
|                 |              |                             |                                    |                         |                         |                         |               |                 | SCREWDRIVER     | 43.625.105.01-2         |      |

**DYNAMIC SCREWS**

**STRAIGHT SCREWS**

| DYNAMIC SCREW   | HIGH DYNAMIC SCREW | DYNAMIC SCREW/DRIVER | SCREWDRIVER LENGTH (mm) |
|-----------------|--------------------|----------------------|-------------------------|
| 41.317.071.01-2 | 41.317.106.01-2    | 43.618.201.01-2      | 18                      |
|                 |                    | 43.624.201.01-2      | 24                      |
|                 |                    | 43.632.201.01-2      | 32                      |

| STRAIGHT SCREW  | SCREWDRIVER Hex. 1.27 |
|-----------------|-----------------------|
| 40.317.004.01-2 | 43.601.104.01-2       |

| ANALOG          | LAB SCANBODY    |
|-----------------|-----------------|
| 22.613.041.01-2 | 30.413.002.01-2 |

**LIBRARY OPTIONS:** GH = Gingival Height CH = Cement Height IG = Adaptor 3mm  $\alpha_s$  = Standard maximum angulation  $\alpha_c$  = Captive maximum angulation  $\alpha_{di}$  = Direct to implant maximum angulation R = Rotational / Non-Engaging NR = Non Rotational / Engaging

**STANDARD DYNAMIC TIBASE**

|    | GINGIVAL HEIGHT<br>0.4 mm | $\alpha_s$ | $\alpha_c$ | GINGIVAL HEIGHT<br>1.5 mm | $\alpha_s$ | $\alpha_c$ | GINGIVAL HEIGHT<br>mm | $\alpha_s$ | $\alpha_c$ | GINGIVAL HEIGHT<br>mm | $\alpha_s$ | $\alpha_c$ | GINGIVAL HEIGHT<br>mm | $\alpha_s$ | $\alpha_c$ |
|----|---------------------------|------------|------------|---------------------------|------------|------------|-----------------------|------------|------------|-----------------------|------------|------------|-----------------------|------------|------------|
| R  | 31.323.041.01-2           | 45°        | 30°        | 31.323.041.02-2           | 30°        | 25°        | -                     | -          | -          | -                     | -          | -          | -                     | -          | -          |
| NR | 31.313.041.01-2           |            |            | 31.313.041.02-2           |            |            | -                     | -          | -          | -                     | -          | -          | -                     | -          | -          |

**DYNAMIC 3TIBASE**

|    | GINGIVAL HEIGHT<br>0.4 mm | $\alpha_s$<br>CH+5mm | $\alpha_s$<br>CH+ 7mm | $\alpha_s$<br>CH+ 9mm |
|----|---------------------------|----------------------|-----------------------|-----------------------|
| R  | 31.323.041.21-2           | 30°                  | 20°                   | 10°                   |
| NR | 31.313.041.21-2           |                      |                       |                       |

**DYNAMIC SCANBODY (LAB/CLIN)**

**DIGITAL ANALOG**

| SCANBODY | HEIGHT mm | ADAPTOR | SCREWDRIVER ADAPTOR | DIGITAL ANALOG |
|----------|-----------|---------|---------------------|----------------|
| -        | -         | -       | -                   | -              |
| -        | -         |         |                     |                |
| -        | -         |         |                     |                |

**DYNAMIC MILLING TOOL**

| DYNAMIC MILLING TOOL | SHANK | $\alpha_{di}$ |
|----------------------|-------|---------------|
| 33.370.716.01-2      | 3     | 30°           |
| 33.470.716.01-2      | 4     |               |
| 33.670.716.01-2      | 6     |               |

**DYNAMIC SCREWS**

| DYNAMIC SCREW   | HIGH DYNAMIC SCREW | DYNAMIC SCREWDRIVER | SCREWDRIVER LENGTH (mm) |
|-----------------|--------------------|---------------------|-------------------------|
| 41.318.071.01-2 | -                  | 43.618.201.01-2     | 18                      |
|                 |                    | 43.624.201.01-2     | 24                      |
|                 |                    | 43.632.201.01-2     | 32                      |

**STRAIGHT SCREWS**

| STRAIGHT SCREW | SCREWDRIVER |
|----------------|-------------|
| -              | -           |

**ANALOG**

**LAB SCANBODY**

|   |                 |
|---|-----------------|
| - | 30.413.002.01-2 |
|---|-----------------|

**LIBRARY OPTIONS:** GH = Gingival Height CH = Cement Height IG = Adaptor 3mm  $\alpha_s$  = Standard maximum angulation  $\alpha_c$  = Captive maximum angulation  $\alpha_{di}$  = Direct to implant maximum angulation R = Rotational / Non-Engaging NR = Non Rotational / Engaging

**STANDARD DYNAMIC TIBASE**

|    | GINGIVAL HEIGHT<br>1 mm | $\alpha_s$ | $\alpha_c$ | GINGIVAL HEIGHT<br>mm | $\alpha_s$ | $\alpha_c$ | GINGIVAL HEIGHT<br>mm | $\alpha_s$ | $\alpha_c$ | GINGIVAL HEIGHT<br>mm | $\alpha_s$ | $\alpha_c$ | GINGIVAL HEIGHT<br>mm | $\alpha_s$ | $\alpha_c$ |
|----|-------------------------|------------|------------|-----------------------|------------|------------|-----------------------|------------|------------|-----------------------|------------|------------|-----------------------|------------|------------|
| R  | 31.322.044.01-2         | 42°        | 23°        | -                     | -          | -          | -                     | -          | -          | -                     | -          | -          | -                     | -          | -          |
| NR | 31.312.044.01-2         |            |            | -                     | -          | -          | -                     | -          | -          | -                     | -          | -          | -                     | -          | -          |

**DYNAMIC 3TIBASE**

|    | GINGIVAL HEIGHT<br>1 mm | $\alpha_s$<br>CH+5mm | $\alpha_s$<br>CH+ 7mm | $\alpha_s$<br>CH+ 9mm |
|----|-------------------------|----------------------|-----------------------|-----------------------|
| R  | 31.322.044.21-2         | 25°                  | 20°                   | 10°                   |
| NR | 31.312.044.21-2         |                      |                       |                       |

**DYNAMIC SCANBODY (LAB/CLIN)**

**DIGITAL ANALOG**

| SCANBODY        | HEIGHT<br>mm | ADAPTOR         | SCREWDRIVER<br>ADAPTOR             | DIGITAL<br>ANALOG |
|-----------------|--------------|-----------------|------------------------------------|-------------------|
| 52.410.105.01-2 | 10           | 50.312.044.01-2 | 43.621.410.01-2<br>43.624.410.01-2 | 34.612.044.01-2   |
|                 |              |                 |                                    |                   |
| 52.412.105.01-2 | 12           |                 |                                    |                   |

**DYNAMIC MILLING TOOL**

| DYNAMIC<br>MILLING TOOL | SHANK | $\alpha_{di}$ |
|-------------------------|-------|---------------|
| 33.390.716.01-2         | 3     | 25°           |
| 33.490.716.01-2         | 4     |               |
| 33.690.716.01-2         | 6     |               |

**DYNAMIC SCREWS**

| DYNAMIC<br>SCREW | HIGH DYNAMIC<br>SCREW | DYNAMIC<br>SCREWDRIVER | SCREWDRIVER<br>LENGTH (mm) |
|------------------|-----------------------|------------------------|----------------------------|
| 41.318.065.01-2  | -                     | 43.618.201.01-2        | 18                         |
|                  |                       | 43.624.201.01-2        | 24                         |
|                  |                       | 43.632.201.01-2        | 32                         |

**STRAIGHT SCREWS**

| STRAIGHT<br>SCREW | SCREWDRIVER<br>Hex. 1.20 |
|-------------------|--------------------------|
| 40.318.003.01-2   | 43.601.103.02-2          |

**ANALOG**

**LAB SCANBODY**

|   |                 |
|---|-----------------|
| - | 30.412.001.01-2 |
|---|-----------------|

**LIBRARY OPTIONS:** GH = Gingival Height CH = Cement Height IG = Adaptor 3mm  $\alpha_s$  = Standard maximum angulation  $\alpha_c$  = Captive maximum angulation  $\alpha_{di}$  = Direct to implant maximum angulation R = Rotational / Non-Engaging NR = Non Rotational / Engaging

**STANDARD DYNAMIC TIBASE**

|    | GINGIVAL HEIGHT<br>1 mm | $\alpha_s$ | $\alpha_c$ | GINGIVAL HEIGHT<br>mm | $\alpha_s$ | $\alpha_c$ | GINGIVAL HEIGHT<br>mm | $\alpha_s$ | $\alpha_c$ | GINGIVAL HEIGHT<br>mm | $\alpha_s$ | $\alpha_c$ | GINGIVAL HEIGHT<br>mm | $\alpha_s$ | $\alpha_c$ |
|----|-------------------------|------------|------------|-----------------------|------------|------------|-----------------------|------------|------------|-----------------------|------------|------------|-----------------------|------------|------------|
| R  | 31.323.045.01-2         | 43°        | 22°        | -                     | -          | -          | -                     | -          | -          | -                     | -          | -          | -                     | -          | -          |
| NR | 31.313.045.01-2         |            |            | -                     | -          | -          | -                     | -          | -          | -                     | -          | -          | -                     | -          | -          |

**DYNAMIC 3TIBASE**

|    | GINGIVAL HEIGHT<br>1 mm | $\alpha_s$<br>CH+5mm | $\alpha_s$<br>CH+7mm | $\alpha_s$<br>CH+9mm |
|----|-------------------------|----------------------|----------------------|----------------------|
| R  | 31.323.045.21-2         | 30°                  | 20°                  | 10°                  |
| NR | 31.313.045.21-2         |                      |                      |                      |

**DYNAMIC SCANBODY (LAB/CLIN)**

**DIGITAL ANALOG**

| SCANBODY        | HEIGHT<br>mm | ADAPTOR         | SCREWDRIVER<br>ADAPTOR             | DIGITAL<br>ANALOG |
|-----------------|--------------|-----------------|------------------------------------|-------------------|
| 52.410.118.01-2 | 10           | 50.313.045.01-2 | 43.621.410.01-2<br>43.624.410.01-2 | 34.613.045.01-2   |
| 52.412.118.01-2 | 12           |                 |                                    |                   |

**DYNAMIC MILLING TOOL**

| DYNAMIC<br>MILLING TOOL | SHANK | $\alpha_{di}$ |
|-------------------------|-------|---------------|
| 33.390.716.01-2         | 3     | 30°           |
| 33.490.716.01-2         | 4     |               |
| 33.690.716.01-2         | 6     |               |

**DYNAMIC SCREWS**

| DYNAMIC<br>SCREW | HIGH DYNAMIC<br>SCREW | DYNAMIC<br>SCREWDRIVER                                | SCREWDRIVER<br>LENGTH (mm) |
|------------------|-----------------------|---|----------------------------|
| 41.318.065.01-2  | -                     | 43.618.201.01-2<br>43.624.201.01-2<br>43.632.201.01-2 | 18<br>24<br>32             |

**STRAIGHT SCREWS**

| STRAIGHT<br>SCREW | SCREWDRIVER<br>Hex. 1.20 |
|-------------------|--------------------------|
| 40.318.003.01-2   | 43.601.103.02-2          |

**ANALOG**

**LAB SCANBODY**

|   |                 |
|---|-----------------|
| - | 30.413.002.01-2 |
|---|-----------------|

**LIBRARY OPTIONS:** GH = Gingival Height CH = Cement Height IG = Adaptor 3mm  $\alpha_s$  = Standard maximum angulation  $\alpha_c$  = Captive maximum angulation  $\alpha_{di}$  = Direct to implant maximum angulation R = Rotational / Non-Engaging NR = Non Rotational / Engaging

**STANDARD DYNAMIC TIBASE**

|    | GINGIVAL HEIGHT<br>1 mm | $\alpha_s$ | $\alpha_c$ | GINGIVAL HEIGHT<br>mm | $\alpha_s$ | $\alpha_c$ | GINGIVAL HEIGHT<br>mm | $\alpha_s$ | $\alpha_c$ | GINGIVAL HEIGHT<br>mm | $\alpha_s$ | $\alpha_c$ | GINGIVAL HEIGHT<br>mm | $\alpha_s$ | $\alpha_c$ |
|----|-------------------------|------------|------------|-----------------------|------------|------------|-----------------------|------------|------------|-----------------------|------------|------------|-----------------------|------------|------------|
| R  | 31.324.046.01-2         | 42°        | 21°        | -                     | -          | -          | -                     | -          | -          | -                     | -          | -          | -                     | -          | -          |
| NR | 31.314.046.01-2         |            |            | -                     | -          | -          | -                     | -          | -          | -                     | -          | -          | -                     | -          | -          |

**DYNAMIC 3TIBASE**

|    | GINGIVAL HEIGHT<br>1 mm | $\alpha_s$<br>CH+5mm | $\alpha_s$<br>CH+ 7mm | $\alpha_s$<br>CH+ 9mm |
|----|-------------------------|----------------------|-----------------------|-----------------------|
| R  | 31.324.046.21-2         | 30°                  | 20°                   | 10°                   |
| NR | 31.314.046.21-2         |                      |                       |                       |

**DYNAMIC SCANBODY (LAB/CLIN)**

**DIGITAL ANALOG**

| SCANBODY        | HEIGHT<br>mm | ADAPTOR         | SCREWDRIVER<br>ADAPTOR             | DIGITAL<br>ANALOG |
|-----------------|--------------|-----------------|------------------------------------|-------------------|
| 52.410.125.01-2 | 10           | 50.314.046.01-2 | 43.621.410.01-2<br>43.624.410.01-2 | 34.614.046.01-2   |
|                 |              |                 |                                    |                   |
| 52.412.125.01-2 | 12           |                 |                                    |                   |

**DYNAMIC MILLING TOOL**

| DYNAMIC<br>MILLING TOOL | SHANK | $\alpha_{di}$ |
|-------------------------|-------|---------------|
| 33.390.716.01-2         | 3     | 30°           |
| 33.490.716.01-2         | 4     |               |
| 33.690.716.01-2         | 6     |               |

**DYNAMIC SCREWS**

**STRAIGHT SCREWS**

| DYNAMIC<br>SCREW | HIGH DYNAMIC<br>SCREW | DYNAMIC<br>SCREWDRIVER | SCREWDRIVER<br>LENGTH (mm) |
|------------------|-----------------------|------------------------|----------------------------|
| 41.318.065.01-2  | -                     | 43.618.201.01-2        | 18                         |
|                  |                       | 43.624.201.01-2        | 24                         |
|                  |                       | 43.632.201.01-2        | 32                         |

| STRAIGHT<br>SCREW | SCREWDRIVER<br>Hex. 1.20 |
|-------------------|--------------------------|
| 40.318.003.01-2   | 43.601.103.02-2          |

| ANALOG | LAB SCANBODY    |
|--------|-----------------|
| -      | 30.413.002.01-2 |

**LIBRARY OPTIONS:** GH = Gingival Height CH = Cement Height IG = Adaptor 3mm  $\alpha_s$  = Standard maximum angulation  $\alpha_c$  = Captive maximum angulation  $\alpha_{di}$  = Direct to implant maximum angulation R = Rotational / Non-Engaging NR = Non Rotational / Engaging

**STANDARD DYNAMIC TIBASE**

|    | GINGIVAL HEIGHT | $\alpha_s$ | $\alpha_c$ | GINGIVAL HEIGHT | $\alpha_s$ | $\alpha_c$ | GINGIVAL HEIGHT | $\alpha_s$ | $\alpha_c$ | GINGIVAL HEIGHT | $\alpha_s$ | $\alpha_c$ | GINGIVAL HEIGHT | $\alpha_s$ | $\alpha_c$ |
|----|-----------------|------------|------------|-----------------|------------|------------|-----------------|------------|------------|-----------------|------------|------------|-----------------|------------|------------|
|    | 0.6 mm          |            |            | mm              |            |            | mm              |            |            | mm              |            |            | mm              |            |            |
| R  | 31.322.047.01-2 | 45°        | 30°        | -               | -          | -          | -               | -          | -          | -               | -          | -          | -               | -          | -          |
| NR | 31.312.047.01-2 |            |            | -               | -          | -          | -               | -          | -          | -               | -          | -          | -               | -          | -          |

**DYNAMIC 3TIBASE**

|    | GINGIVAL HEIGHT | $\alpha_s$ | $\alpha_s$ | $\alpha_s$ |
|----|-----------------|------------|------------|------------|
|    | 0.6 mm          | CH+5mm     | CH+ 7mm    | CH+ 9mm    |
| R  | -               | 30°        | 25°        | 20°        |
| NR | 31.312.047.21-2 |            |            |            |

**DYNAMIC SCANBODY (LAB/CLIN)**

**DIGITAL ANALOG**

| SCANBODY        | HEIGHT mm | ADAPTOR         | SCREWDRIVER ADAPTOR                | DIGITAL ANALOG  |
|-----------------|-----------|-----------------|------------------------------------|-----------------|
| 52.409.123.01-2 | 9         | 50.312.047.01-2 | 43.621.410.01-2<br>43.624.410.01-2 | 34.612.047.01-2 |
| 52.410.123.01-2 | 10        |                 |                                    |                 |
| 52.412.123.01-2 | 12        |                 |                                    |                 |

**DYNAMIC MILLING TOOL**

| DYNAMIC MILLING TOOL | SHANK | $\alpha_{di}$ |
|----------------------|-------|---------------|
| 33.390.716.01-2      | 3     | 25°           |
| 33.490.716.01-2      | 4     |               |
| 33.690.716.01-2      | 6     |               |

**DYNAMIC SCREWS**

| DYNAMIC SCREW   | HIGH DYNAMIC SCREW | DYNAMIC SCREWDRIVER | SCREWDRIVER LENGTH (mm) |
|-----------------|--------------------|---------------------|-------------------------|
| 41.320.074.01-2 | -                  | 43.618.201.01-2     | 18                      |
|                 |                    | 43.624.201.01-2     | 24                      |
|                 |                    | 43.632.201.01-2     | 32                      |

**STRAIGHT SCREWS**

| STRAIGHT SCREW  | SCREWDRIVER TORX T6 |
|-----------------|---------------------|
| 40.320.007.02-2 | 43.601.107.01-2     |

**ANALOG**

**LAB SCANBODY**

|   |                 |
|---|-----------------|
| - | 30.412.001.01-2 |
|---|-----------------|

**LIBRARY OPTIONS:** GH = Gingival Height CH = Cement Height IG = Adaptor 3mm  $\alpha_s$  = Standard maximum angulation  $\alpha_c$  = Captive maximum angulation  $\alpha_{di}$  = Direct to implant maximum angulation R = Rotational / Non-Engaging NR = Non Rotational / Engaging

**STANDARD DYNAMIC TIBASE**

|    | GINGIVAL HEIGHT | $\alpha_s$ | $\alpha_c$ | GINGIVAL HEIGHT | $\alpha_s$ | $\alpha_c$ | GINGIVAL HEIGHT | $\alpha_s$ | $\alpha_c$ | GINGIVAL HEIGHT | $\alpha_s$ | $\alpha_c$ | GINGIVAL HEIGHT | $\alpha_s$ | $\alpha_c$ |
|----|-----------------|------------|------------|-----------------|------------|------------|-----------------|------------|------------|-----------------|------------|------------|-----------------|------------|------------|
|    | 0.6 mm          |            |            | mm              |            |            | mm              |            |            | mm              |            |            | mm              |            |            |
| R  | 31.323.048.01-2 | 45°        | 30°        | -               | -          | -          | -               | -          | -          | -               | -          | -          | -               | -          | -          |
| NR | 31.313.048.01-2 |            |            | -               | -          | -          | -               | -          | -          | -               | -          | -          | -               | -          | -          |

**DYNAMIC 3TIBASE**

|    | GINGIVAL HEIGHT | $\alpha_s$ | $\alpha_s$ | $\alpha_s$ |
|----|-----------------|------------|------------|------------|
|    | 0.6 mm          | CH+5mm     | CH+ 7mm    | CH+ 9mm    |
| R  | 31.323.048.21-2 | 30°        | 25°        | 20°        |
| NR | 31.313.048.21-2 |            |            |            |

**DYNAMIC SCANBODY (LAB/CLIN)**

**DIGITAL ANALOG**

| SCANBODY        | HEIGHT mm | ADAPTOR         | SCREWDRIVER ADAPTOR                | DIGITAL ANALOG  |
|-----------------|-----------|-----------------|------------------------------------|-----------------|
| 52.409.123.01-2 | 9         | 50.312.047.01-2 | 43.621.410.01-2<br>43.624.410.01-2 | 34.612.047.01-2 |
| 52.410.123.01-2 | 10        |                 |                                    |                 |
| 52.412.123.01-2 | 12        |                 |                                    |                 |

**DYNAMIC MILLING TOOL**

| DYNAMIC MILLING TOOL | SHANK | $\alpha_{di}$ |
|----------------------|-------|---------------|
| 33.390.716.01-2      | 3     | 30°           |
| 33.490.716.01-2      | 4     |               |
| 33.690.716.01-2      | 6     |               |

**DYNAMIC SCREWS**

| DYNAMIC SCREW   | HIGH DYNAMIC SCREW | DYNAMIC SCREWDRIVER | SCREWDRIVER LENGTH (mm) |
|-----------------|--------------------|---------------------|-------------------------|
| 41.320.074.01-2 | -                  | 43.618.201.01-2     | 18                      |
|                 |                    | 43.624.201.01-2     | 24                      |
|                 |                    | 43.632.201.01-2     | 32                      |

**STRAIGHT SCREWS**

| STRAIGHT SCREW  | SCREWDRIVER TORX T6 |
|-----------------|---------------------|
| 40.320.007.02-2 | 43.601.107.01-2     |

**ANALOG**

**LAB SCANBODY**

|   |                 |
|---|-----------------|
| - | 30.413.002.01-2 |
|---|-----------------|

**LIBRARY OPTIONS:** GH = Gingival Height CH = Cement Height IG = Adaptor 3mm  $\alpha_s$  = Standard maximum angulation  $\alpha_c$  = Captive maximum angulation  $\alpha_{di}$  = Direct to implant maximum angulation R = Rotational / Non-Engaging NR = Non Rotational / Engaging

**STANDARD DYNAMIC TIBASE**

|    | GINGIVAL HEIGHT | $\alpha_s$ | $\alpha_c$ | GINGIVAL HEIGHT | $\alpha_s$ | $\alpha_c$ | GINGIVAL HEIGHT | $\alpha_s$ | $\alpha_c$ | GINGIVAL HEIGHT | $\alpha_s$ | $\alpha_c$ | GINGIVAL HEIGHT | $\alpha_s$ | $\alpha_c$ |
|----|-----------------|------------|------------|-----------------|------------|------------|-----------------|------------|------------|-----------------|------------|------------|-----------------|------------|------------|
|    | 0.6 mm          |            |            | mm              |            |            | mm              |            |            | mm              |            |            | mm              |            |            |
| R  | 31.321.049.01-2 | 45°        | 30°        | -               | -          | -          | -               | -          | -          | -               | -          | -          | -               | -          | -          |
| NR | 31.311.049.01-2 |            |            | -               | -          | -          | -               | -          | -          | -               | -          | -          | -               | -          | -          |

**DYNAMIC 3TIBASE**

|    | GINGIVAL HEIGHT | $\alpha_s$ | $\alpha_c$ | $\alpha_d$ |
|----|-----------------|------------|------------|------------|
|    |                 | CH-5mm     | CH- 7mm    | CH- 9mm    |
| R  | -               | -          | -          | -          |
| NR | -               | -          | -          | -          |

**DYNAMIC SCANBODY (LAB/CLIN)**

**DIGITAL ANALOG**

| SCANBODY        | HEIGHT mm | ADAPTOR         | SCREWDRIVER ADAPTOR                | DIGITAL ANALOG  |
|-----------------|-----------|-----------------|------------------------------------|-----------------|
| 52.410.116.01-2 | 10        | 50.311.049.01-2 | 43.621.410.01-2<br>43.624.410.01-2 | 34.611.049.01-2 |
|                 |           |                 |                                    |                 |
| 52.412.116.01-2 | 12        |                 |                                    |                 |

**DYNAMIC MILLING TOOL**

| DYNAMIC MILLING TOOL | SHANK | $\alpha_{di}$ |
|----------------------|-------|---------------|
| 33.325.472.01-2*     | 3     | 25°           |
| 33.425.472.01-2*     | 4     |               |
| 33.625.472.01-2*     | 6     |               |

\* Only for titanium and soft materials

**DYNAMIC SCREWS**

| DYNAMIC SCREW   | HIGH DYNAMIC SCREW | DYNAMIC SCREWDRIVER | SCREWDRIVER LENGTH (mm) |
|-----------------|--------------------|---------------------|-------------------------|
| 41.314.064.01-2 | -                  | 43.618.201.01-2     | 18                      |
|                 |                    | 43.624.201.01-2     | 24                      |
|                 |                    | 43.632.201.01-2     | 32                      |

**STRAIGHT SCREWS**

| STRAIGHT SCREW  | SCREWDRIVER Hex. 1.25 |
|-----------------|-----------------------|
| 40.314.004.01-2 | 43.601.104.01-2       |

**ANALOG**

**LAB SCANBODY**

|   |                 |
|---|-----------------|
| - | 30.412.001.01-2 |
|---|-----------------|

**LIBRARY OPTIONS:** GH = Gingival Height CH = Cement Height IG = Adaptor 3mm  $\alpha_s$  = Standard maximum angulation  $\alpha_c$  = Captive maximum angulation  $\alpha_d$  = Direct to implant maximum angulation R = Rotational / Non-Engaging NR = Non Rotational / Engaging



**STANDARD DYNAMIC TIBASE**

|    | GINGIVAL HEIGHT | $\alpha_s$ | $\alpha_c$ | GINGIVAL HEIGHT | $\alpha_s$ | $\alpha_c$ | GINGIVAL HEIGHT | $\alpha_s$ | $\alpha_c$ | GINGIVAL HEIGHT | $\alpha_s$ | $\alpha_c$ | GINGIVAL HEIGHT | $\alpha_s$ | $\alpha_c$ |
|----|-----------------|------------|------------|-----------------|------------|------------|-----------------|------------|------------|-----------------|------------|------------|-----------------|------------|------------|
|    | 0.5 mm          |            |            | mm              |            |            | 2 mm            |            |            | mm              |            |            | mm              |            |            |
| R  | 31.323.051.01-2 | 45°        | 27°        | -               | -          | -          | 31.323.051.03-2 | 25°        | -          | -               | -          | -          | -               | -          | -          |
| NR | 31.313.051.01-2 |            |            | -               | -          | -          | 31.313.051.03-2 |            | -          | -               | -          | -          | -               | -          |            |

**DYNAMIC 3TIBASE**

|    | GINGIVAL HEIGHT | $\alpha_s$ | $\alpha_s$ | $\alpha_s$ |
|----|-----------------|------------|------------|------------|
|    | 2 mm            | CH+5mm     | CH+ 7mm    | CH+ 9mm    |
| R  | 31.323.051.23-2 | 25°        | 20°        | 15°        |
| NR | 31.313.051.23-2 |            |            |            |

**DYNAMIC SCANBODY (LAB/CLIN)**

**DIGITAL ANALOG**

| SCANBODY        | HEIGHT mm | ADAPTOR                     | SCREWDRIVER ADAPTOR | DIGITAL ANALOG  |
|-----------------|-----------|-----------------------------|---------------------|-----------------|
| 52.410.117.01-2 | 10        | 50.312.050.04-2<br>(IG=3mm) | 43.621.410.01-2     | 34.612.050.01-2 |
|                 |           |                             | 43.624.410.01-2     |                 |
| 52.412.117.01-2 | 12        |                             |                     |                 |

**DYNAMIC MILLING TOOL**

| DYNAMIC MILLING TOOL | SHANK | $\alpha_{di}$ |
|----------------------|-------|---------------|
| 33.335.676.01-2      | 3     | 25°           |
| 33.435.676.01-2      | 4     |               |
| 33.635.676.01-2      | 6     |               |

**DYNAMIC SCREWS**

| DYNAMIC SCREW   | HIGH DYNAMIC SCREW | DYNAMIC SCREWDRIVER | SCREWDRIVER LENGTH (mm) |
|-----------------|--------------------|---------------------|-------------------------|
| 41.318.064.01-2 | -                  | 43.618.201.01-2     | 18                      |
|                 |                    | 43.624.201.01-2     | 24                      |
|                 |                    | 43.632.201.01-2     | 32                      |

**STRAIGHT SCREWS**

| STRAIGHT SCREW  | SCREWDRIVER Hex. 1.25 |
|-----------------|-----------------------|
| 40.318.004.03-2 | 43.601.104.01-2       |

**ANALOG**

**LAB SCANBODY**

|   |                 |
|---|-----------------|
| - | 30.412.001.01-2 |
|---|-----------------|

**MULTI-UNIT**

|   | GINGIVAL HEIGHT | GINGIVAL HEIGHT | GINGIVAL HEIGHT | GINGIVAL HEIGHT |
|---|-----------------|-----------------|-----------------|-----------------|
|   | 1 mm            | 2 mm            | 3 mm            | 4 mm            |
| R | 42.302.050.01-2 | 42.302.050.02-2 | -               | -               |

**LIBRARY OPTIONS:** GH = Gingival Height CH = Cement Height IG = Adaptor 3mm  $\alpha_s$  = Standard maximum angulation  $\alpha_c$  = Captive maximum angulation  $\alpha_{di}$  = Direct to implant maximum angulation R = Rotational / Non-Engaging NR = Non Rotational / Engaging

STANDARD DYNAMIC TIBASE

|    | GINGIVAL HEIGHT<br>0.5 mm | $\alpha_s$ | $\alpha_c$ | GINGIVAL HEIGHT<br>mm | $\alpha_s$ | $\alpha_c$ | GINGIVAL HEIGHT<br>2 mm | $\alpha_s$ | $\alpha_c$ | GINGIVAL HEIGHT<br>mm | $\alpha_s$ | $\alpha_c$ | GINGIVAL HEIGHT<br>mm | $\alpha_s$ | $\alpha_c$ |
|----|---------------------------|------------|------------|-----------------------|------------|------------|-------------------------|------------|------------|-----------------------|------------|------------|-----------------------|------------|------------|
| R  | 31.323.051.01-2           | 45°        | 25°        | -                     | -          | -          | 31.323.051.03-2         | 25°        | -          | -                     | -          | -          | -                     | -          | -          |
| NR | 31.313.051.01-2           |            |            | -                     | -          | -          | 31.313.051.03-2         |            | -          | -                     | -          | -          | -                     | -          |            |

DYNAMIC 3TIBASE

|    | GINGIVAL HEIGHT<br>2 mm | $\alpha_s$<br>CH+5mm | $\alpha_s$<br>CH+ 7mm | $\alpha_s$<br>CH+ 9mm |
|----|-------------------------|----------------------|-----------------------|-----------------------|
| R  | 31.323.051.23-2         | 25°                  | 20°                   | 15°                   |
| NR | 31.313.051.23-2         |                      |                       |                       |

DYNAMIC SCANBODY (LAB/CLIN)

DIGITAL ANALOG

| SCANBODY        | HEIGHT<br>mm | ADAPTOR  | SCREWDRIVER<br>ADAPTOR             | DIGITAL<br>ANALOG |
|-----------------|--------------|--|------------------------------------|-------------------|
| 52.410.118.01-2 | 10           | 50.313.051.01-2<br>50.313.051.04-2<br>(IG+3mm) | 43.621.410.01-2<br>43.624.410.01-2 | 34.613.051.01-2   |
| 52.412.118.01-2 | 12           |  |                                    |                   |

DYNAMIC MILLING TOOL

| DYNAMIC<br>MILLING TOOL | SHANK | $\alpha_{di}$ |
|-------------------------|-------|---------------|
| 33.335.676.01-2         | 3     | 25°           |
| 33.435.676.01-2         | 4     |               |
| 33.635.676.01-2         | 6     |               |

DYNAMIC SCREWS

| DYNAMIC<br>SCREW | HIGH DYNAMIC<br>SCREW | DYNAMIC<br>SCREWDRIVER | SCREWDRIVER<br>LENGTH (mm) |
|------------------|-----------------------|------------------------|----------------------------|
| 41.318.064.01-2  | -                     | 43.618.201.01-2        | 18                         |
|                  |                       | 43.624.201.01-2        | 24                         |
|                  |                       | 43.632.201.01-2        | 32                         |

STRAIGHT SCREWS

| STRAIGHT<br>SCREW | SCREWDRIVER<br>Hex. 1.25 |
|-------------------|--------------------------|
| 40.318.004.03-2   | 43.601.104.01-2          |

ANALOG

LAB SCANBODY

|   |                 |
|---|-----------------|
| - | 30.412.001.01-2 |
|---|-----------------|

LIBRARY OPTIONS: GH = Gingival Height CH = Cement Height IG = Adaptor 3mm  $\alpha_s$  = Standard maximum angulation  $\alpha_c$  = Captive maximum angulation  $\alpha_{di}$  = Direct to implant maximum angulation R = Rotational / Non-Engaging NR = Non Rotational / Engaging

**STANDARD DYNAMIC TIBASE**

|    | GINGIVAL HEIGHT | $\alpha_s$ | $\alpha_c$ | GINGIVAL HEIGHT | $\alpha_s$ | $\alpha_c$ | GINGIVAL HEIGHT | $\alpha_s$ | $\alpha_c$ | GINGIVAL HEIGHT | $\alpha_s$ | $\alpha_c$ | GINGIVAL HEIGHT | $\alpha_s$ | $\alpha_c$ |
|----|-----------------|------------|------------|-----------------|------------|------------|-----------------|------------|------------|-----------------|------------|------------|-----------------|------------|------------|
|    | 0.3 mm          |            |            | mm              |            |            | mm              |            |            | mm              |            |            | mm              |            |            |
| R  | 31.324.052.01-2 | 45°        | 27°        | -               | -          | -          | -               | -          | -          | -               | -          | -          | -               | -          | -          |
| NR | 31.314.052.01-2 |            |            | -               | -          | -          | -               | -          | -          | -               | -          | -          | -               | -          | -          |

**DYNAMIC 3TIBASE**

|    | GINGIVAL HEIGHT | $\alpha_s$ | $\alpha_s$ | $\alpha_s$ |
|----|-----------------|------------|------------|------------|
|    |                 | CH+5mm     | CH+ 7mm    | CH+ 9mm    |
| R  | -               | -          | -          | -          |
| NR | -               | -          | -          | -          |

**DYNAMIC SCANBODY (LAB/CLIN)**

**DIGITAL ANALOG**

| SCANBODY        | HEIGHT mm | ADAPTOR                     | SCREWDRIVER ADAPTOR                | DIGITAL ANALOG  |
|-----------------|-----------|-----------------------------|------------------------------------|-----------------|
| 52.410.102.01-2 | 10        | 50.314.052.04-2<br>(IG=3mm) | 43.621.410.01-2<br>43.624.410.01-2 | 34.614.052.01-2 |
|                 |           |                             |                                    |                 |
| 52.412.102.01-2 | 12        |                             |                                    |                 |

**DYNAMIC MILLING TOOL**

| DYNAMIC MILLING TOOL | SHANK | $\alpha_{di}$ |
|----------------------|-------|---------------|
| 33.335.676.01-2      | 3     | 30°           |
| 33.435.676.01-2      | 4     |               |
| 33.635.676.01-2      | 6     |               |

**DYNAMIC SCREWS**

| DYNAMIC SCREW   | HIGH DYNAMIC SCREW | DYNAMIC SCREWDRIVER | SCREWDRIVER LENGTH (mm) |
|-----------------|--------------------|---------------------|-------------------------|
| 41.318.064.01-2 | -                  | 43.618.201.01-2     | 18                      |
|                 |                    | 43.624.201.01-2     | 24                      |
|                 |                    | 43.632.201.01-2     | 32                      |

**STRAIGHT SCREWS**

| STRAIGHT SCREW  | SCREWDRIVER Hex. 1.25 |
|-----------------|-----------------------|
| 40.318.004.03-2 | 43.601.104.01-2       |

**ANALOG**

**LAB SCANBODY**

|   |                 |
|---|-----------------|
| - | 30.413.002.01-2 |
|---|-----------------|

**LIBRARY OPTIONS:** GH = Gingival Height CH = Cement Height IG = Adaptor 3mm  $\alpha_s$  = Standard maximum angulation  $\alpha_c$  = Captive maximum angulation  $\alpha_{di}$  = Direct to implant maximum angulation R = Rotational / Non-Engaging NR = Non Rotational / Engaging

STANDARD DYNAMIC TIBASE

|    | GINGIVAL HEIGHT | $\alpha_s$ | $\alpha_c$ | GINGIVAL HEIGHT | $\alpha_s$ | $\alpha_c$ | GINGIVAL HEIGHT | $\alpha_s$ | $\alpha_c$ | GINGIVAL HEIGHT | $\alpha_s$ | $\alpha_c$ | GINGIVAL HEIGHT | $\alpha_s$ | $\alpha_c$ |
|----|-----------------|------------|------------|-----------------|------------|------------|-----------------|------------|------------|-----------------|------------|------------|-----------------|------------|------------|
|    | 0.6 mm          |            |            | mm              |            |            | mm              |            |            | mm              |            |            | mm              |            |            |
| R  | 31.323.054.01-2 | 45°        | 25°        | -               | -          | -          | -               | -          | -          | -               | -          | -          | -               | -          | -          |
| NR | 31.313.054.01-2 |            |            | -               | -          | -          | -               | -          | -          | -               | -          | -          | -               | -          | -          |

DYNAMIC 3TIBASE

|    | GINGIVAL HEIGHT | $\alpha_s$ | $\alpha_s$ | $\alpha_s$ |
|----|-----------------|------------|------------|------------|
|    |                 | CH+5mm     | CH+7mm     | CH+9mm     |
| R  | -               | -          | -          | -          |
| NR | -               | -          | -          | -          |

DYNAMIC SCANBODY (LAB/CLIN)

DIGITAL ANALOG

| SCANBODY        | HEIGHT mm | ADAPTOR         | SCREWDRIVER ADAPTOR | DIGITAL ANALOG  |
|-----------------|-----------|-----------------|---------------------|-----------------|
| 52.410.119.01-2 | 10        | 50.314.054.01-2 | 43.621.410.01-2     | 34.614.054.01-2 |
|                 |           |                 | 43.624.410.01-2     |                 |
| 52.412.119.01-2 | 12        |                 |                     |                 |

DYNAMIC MILLING TOOL

| DYNAMIC MILLING TOOL | SHANK | $\alpha_{di}$ |
|----------------------|-------|---------------|
| 33.345.856.01-2      | 3     | 30°           |
| 33.445.856.01-2      | 4     |               |
| 33.645.856.01-2      | 6     |               |

DYNAMIC SCREWS

| DYNAMIC SCREW   | HIGH DYNAMIC SCREW | DYNAMIC SCREWDRIVER | SCREWDRIVER LENGTH (mm) |
|-----------------|--------------------|---------------------|-------------------------|
| 41.318.067.01-2 | -                  | 43.618.201.01-2     | 18                      |
|                 |                    | 43.624.201.01-2     | 24                      |
|                 |                    | 43.632.201.01-2     | 32                      |

STRAIGHT SCREWS

| STRAIGHT SCREW  | SCREWDRIVER |
|-----------------|-------------|
| 40.318.012.01-2 | -           |

ANALOG

LAB SCANBODY

|   |                 |
|---|-----------------|
| - | 30.413.002.01-2 |
|---|-----------------|

LIBRARY OPTIONS: GH = Gingival Height CH = Cement Height IG = Adaptor 3mm  $\alpha_s$  = Standard maximum angulation  $\alpha_c$  = Captive maximum angulation  $\alpha_{di}$  = Direct to implant maximum angulation R = Rotational / Non-Engaging NR = Non Rotational / Engaging

**STANDARD DYNAMIC TIBASE**

|    | GINGIVAL HEIGHT | $\alpha_s$ | $\alpha_c$ | GINGIVAL HEIGHT | $\alpha_s$ | $\alpha_c$ | GINGIVAL HEIGHT | $\alpha_s$ | $\alpha_c$ | GINGIVAL HEIGHT | $\alpha_s$ | $\alpha_c$ | GINGIVAL HEIGHT | $\alpha_s$ | $\alpha_c$ |
|----|-----------------|------------|------------|-----------------|------------|------------|-----------------|------------|------------|-----------------|------------|------------|-----------------|------------|------------|
|    | 0.5 mm          |            |            | mm              |            |            | mm              |            |            | mm              |            |            | mm              |            |            |
| R  | 31.324.057.01-2 | 45°        | 27°        | -               | -          | -          | -               | -          | -          | -               | -          | -          | -               | -          | -          |
| NR | 31.314.057.01-2 |            |            | -               | -          | -          | -               | -          | -          | -               | -          | -          | -               | -          | -          |

**DYNAMIC 3TIBASE**

|    | GINGIVAL HEIGHT | $\alpha_s$ | $\alpha_s$ | $\alpha_s$ |
|----|-----------------|------------|------------|------------|
|    |                 | CH+5mm     | CH+7mm     | CH+9mm     |
| R  | -               | -          | -          | -          |
| NR | -               | -          | -          | -          |

**DYNAMIC SCANBODY (LAB/CLIN)**

**DIGITAL ANALOG**

| SCANBODY        | HEIGHT mm | ADAPTOR         | SCREWDRIVER ADAPTOR                | DIGITAL ANALOG  |
|-----------------|-----------|-----------------|------------------------------------|-----------------|
| 52.408.101.01-2 | 8         | 50.314.057.01-2 | 43.621.410.01-2<br>43.624.410.01-2 | 34.614.057.01-2 |
| 52.410.101.01-2 | 10        |                 |                                    |                 |
| 52.412.101.01-2 | 12        |                 |                                    |                 |

**DYNAMIC MILLING TOOL**

| DYNAMIC MILLING TOOL | SHANK | $\alpha_{di}$ |
|----------------------|-------|---------------|
| 33.390.805.01-2      | 3     | 30°           |
| 33.490.805.01-2      | 4     |               |
| 33.690.805.01-2      | 6     |               |

**DYNAMIC SCREWS**

**STRAIGHT SCREWS**

| DYNAMIC SCREW   | HIGH DYNAMIC SCREW | DYNAMIC SCREWDRIVER | SCREWDRIVER LENGTH (mm) |
|-----------------|--------------------|---------------------|-------------------------|
| 41.316.084.01-2 | -                  | 43.618.201.01-2     | 18                      |
|                 |                    | 43.624.201.01-2     | 24                      |
|                 |                    | 43.632.201.01-2     | 32                      |

| STRAIGHT SCREW  | SCREWDRIVER Hex. 1.20 |
|-----------------|-----------------------|
| 40.316.003.01-2 | 43.601.103.02-2       |

| ANALOG          | LAB SCANBODY    |
|-----------------|-----------------|
| 22.614.057.01-2 | 30.414.003.01-2 |

**LIBRARY OPTIONS:** GH = Gingival Height CH = Cement Height IG = Adaptor 3mm  $\alpha_s$  = Standard maximum angulation  $\alpha_c$  = Captive maximum angulation  $\alpha_{di}$  = Direct to implant maximum angulation R = Rotational / Non-Engaging NR = Non Rotational / Engaging

**STANDARD DYNAMIC TIBASE**

|    | GINGIVAL HEIGHT | $\alpha_s$ | $\alpha_c$ | GINGIVAL HEIGHT | $\alpha_s$ | $\alpha_c$ | GINGIVAL HEIGHT | $\alpha_s$ | $\alpha_c$ | GINGIVAL HEIGHT | $\alpha_s$ | $\alpha_c$ | GINGIVAL HEIGHT | $\alpha_s$ | $\alpha_c$ |
|----|-----------------|------------|------------|-----------------|------------|------------|-----------------|------------|------------|-----------------|------------|------------|-----------------|------------|------------|
|    | 0.5 mm          |            |            | mm              |            |            | mm              |            |            | mm              |            |            | mm              |            |            |
| R  | 31.324.058.01-2 | 45°        | 30°        | -               | -          | -          | -               | -          | -          | -               | -          | -          | -               | -          | -          |
| NR | 31.314.058.01-2 |            |            | -               | -          | -          | -               | -          | -          | -               | -          | -          | -               | -          | -          |

**DYNAMIC 3TIBASE**

|    | GINGIVAL HEIGHT | $\alpha_s$ | $\alpha_s$ | $\alpha_s$ |
|----|-----------------|------------|------------|------------|
|    |                 | CH+5mm     | CH+ 7mm    | CH+ 9mm    |
| R  | -               | -          | -          | -          |
| NR | -               |            |            |            |

**DYNAMIC SCANBODY (LAB/CLIN)**

**DIGITAL ANALOG**

| SCANBODY        | HEIGHT mm | ADAPTOR         | SCREWDRIVER ADAPTOR                | DIGITAL ANALOG  |
|-----------------|-----------|-----------------|------------------------------------|-----------------|
| 52.410.118.01-2 | 10        | 50.314.058.01-2 | 43.621.410.01-2<br>43.624.410.01-2 | 34.614.058.01-2 |
|                 |           |                 |                                    |                 |
| 52.412.118.01-2 | 12        |                 |                                    |                 |

**DYNAMIC MILLING TOOL**

| DYNAMIC MILLING TOOL | SHANK | $\alpha_{di}$ |
|----------------------|-------|---------------|
| 33.390.716.01-2      | 3     | 30°           |
| 33.490.716.01-2      | 4     |               |
| 33.690.716.01-2      | 6     |               |

**DYNAMIC SCREWS**

| DYNAMIC SCREW   | HIGH DYNAMIC SCREW | DYNAMIC SCREWDRIVER | SCREWDRIVER LENGTH (mm) |
|-----------------|--------------------|---------------------|-------------------------|
| 41.320.047.01-2 | -                  | 43.618.201.01-2     | 18                      |
|                 |                    | 43.624.201.01-2     | 24                      |
|                 |                    | 43.632.201.01-2     | 32                      |

**STRAIGHT SCREWS**

| STRAIGHT SCREW  | SCREWDRIVER Hex. 1.20 |
|-----------------|-----------------------|
| 40.320.003.01-2 | 43.601.103.02-2       |

**ANALOG**

**LAB SCANBODY**

|                 |                 |
|-----------------|-----------------|
| 22.614.058.01-2 | 30.414.003.01-2 |
|-----------------|-----------------|

**LIBRARY OPTIONS:** GH = Gingival Height CH = Cement Height IG = Adaptor 3mm  $\alpha_s$  = Standard maximum angulation  $\alpha_c$  = Captive maximum angulation  $\alpha_{di}$  = Direct to implant maximum angulation R = Rotational / Non-Engaging NR = Non Rotational / Engaging

STANDARD DYNAMIC TIBASE

|    | GINGIVAL HEIGHT | $\alpha_s$ | $\alpha_c$ | GINGIVAL HEIGHT | $\alpha_s$ | $\alpha_c$ | GINGIVAL HEIGHT | $\alpha_s$ | $\alpha_c$ | GINGIVAL HEIGHT | $\alpha_s$ | $\alpha_c$ | GINGIVAL HEIGHT | $\alpha_s$ | $\alpha_c$ |
|----|-----------------|------------|------------|-----------------|------------|------------|-----------------|------------|------------|-----------------|------------|------------|-----------------|------------|------------|
|    | 0.7 mm          |            |            | mm              |            |            | mm              |            |            | mm              |            |            | mm              |            |            |
| R  | 31.324.059.01-2 | 45°        | 27°        | -               | -          | -          | -               | -          | -          | -               | -          | -          | -               | -          | -          |
| NR | 31.314.059.01-2 |            |            | -               | -          | -          | -               | -          | -          | -               | -          | -          | -               | -          | -          |

DYNAMIC 3TIBASE

|    | GINGIVAL HEIGHT | $\alpha_s$ | $\alpha_s$ | $\alpha_s$ |
|----|-----------------|------------|------------|------------|
|    |                 | CH+ 5mm    | CH+ 7mm    | CH+ 9mm    |
| R  | -               | -          | -          | -          |
| NR | -               | -          | -          | -          |

DYNAMIC SCANBODY (LAB/CLIN)

DIGITAL ANALOG

| SCANBODY        | HEIGHT mm | ADAPTOR                  | SCREWDRIVER ADAPTOR | DIGITAL ANALOG |
|-----------------|-----------|--------------------------|---------------------|----------------|
| 52.410.115.01-2 | 10        | 50.313.010.01-2          | 43.621.410.01-2     | -              |
|                 |           | 50.313.010.04-2 (IG+3mm) | 43.624.410.01-2     |                |
| 52.412.115.01-2 | 12        |                          |                     |                |

DYNAMIC MILLING TOOL

| DYNAMIC MILLING TOOL | SHANK | $\alpha_{di}$ |
|----------------------|-------|---------------|
| 33.390.716.01-2      | 3     | 25            |
| 33.490.716.01-2      | 4     |               |
| 33.690.716.01-2      | 6     |               |

DYNAMIC SCREWS

| DYNAMIC SCREW   | HIGH DYNAMIC SCREW | DYNAMIC SCREWDRIVER | SCREWDRIVER LENGTH (mm) |
|-----------------|--------------------|---------------------|-------------------------|
| 41.318.065.01-2 | -                  | 43.618.201.01-2     | 18                      |
|                 |                    | 43.624.201.01-2     | 24                      |
|                 |                    | 43.632.201.01-2     | 32                      |

STRAIGHT SCREWS

| STRAIGHT SCREW  | SCREWDRIVER Hex. 1.20 |
|-----------------|-----------------------|
| 40.318.003.01-2 | 43.601.103.02-2       |

ANALOG

LAB SCANBODY

|   |                 |
|---|-----------------|
| - | 30.414.003.01-2 |
|---|-----------------|

LIBRARY OPTIONS: GH = Gingival Height CH = Cement Height IG = Adaptor 3mm  $\alpha_s$  = Standard maximum angulation  $\alpha_c$  = Captive maximum angulation  $\alpha_{di}$  = Direct to implant maximum angulation R = Rotational / Non-Engaging NR = Non Rotational / Engaging

STANDARD DYNAMIC TIBASE

|    | GINGIVAL HEIGHT | $\alpha_s$ | $\alpha_c$ | GINGIVAL HEIGHT | $\alpha_s$ | $\alpha_c$ | GINGIVAL HEIGHT | $\alpha_s$ | $\alpha_c$ | GINGIVAL HEIGHT | $\alpha_s$ | $\alpha_c$ | GINGIVAL HEIGHT | $\alpha_s$ | $\alpha_c$ |
|----|-----------------|------------|------------|-----------------|------------|------------|-----------------|------------|------------|-----------------|------------|------------|-----------------|------------|------------|
|    | 0.5 mm          |            |            | mm              |            |            | mm              |            |            | mm              |            |            | mm              |            |            |
| R  | 31.324.060.01-2 | 45°        | 30°        | -               | -          | -          | -               | -          | -          | -               | -          | -          | -               | -          | -          |
| NR | 31.314.060.01-2 |            |            | -               | -          | -          | -               | -          | -          | -               | -          | -          | -               | -          | -          |

DYNAMIC 3TIBASE

|    | GINGIVAL HEIGHT | $\alpha_s$ | $\alpha_s$ | $\alpha_s$ |
|----|-----------------|------------|------------|------------|
|    |                 | CH+5mm     | CH+ 7mm    | CH+ 9mm    |
| R  | -               | -          | -          | -          |
| NR | -               | -          | -          | -          |

DYNAMIC SCANBODY (LAB/CLIN)

DIGITAL ANALOG

| SCANBODY        | HEIGHT mm | ADAPTOR         | SCREWDRIVER ADAPTOR                | DIGITAL ANALOG  |
|-----------------|-----------|-----------------|------------------------------------|-----------------|
| 52.410.122.01-2 | 10        | 50.314.060.01-2 | 43.621.410.01-2<br>43.624.410.01-2 | 34.614.060.01-2 |
| -               | -         |                 |                                    |                 |
| -               | -         |                 |                                    |                 |

DYNAMIC MILLING TOOL

| DYNAMIC MILLING TOOL | SHANK | $\alpha_{di}$ |
|----------------------|-------|---------------|
| 33.390.716.01-2      | 3     | 30°           |
| 33.490.716.01-2      | 4     |               |
| 33.690.716.01-2      | 6     |               |

DYNAMIC SCREWS

| DYNAMIC SCREW   | HIGH DYNAMIC SCREW | DYNAMIC SCREWDRIVER | SCREWDRIVER LENGTH (mm) |
|-----------------|--------------------|---------------------|-------------------------|
| 41.320.060.01-2 | -                  | 43.618.201.01-2     | 18                      |
|                 |                    | 43.624.201.01-2     | 24                      |
|                 |                    | 43.632.201.01-2     | 32                      |

STRAIGHT SCREWS

| STRAIGHT SCREW  | SCREWDRIVER Hex. 1.20 |
|-----------------|-----------------------|
| 40.320.003.02-2 | 43.601.103.02-2       |

ANALOG

LAB SCANBODY

|                 |                 |
|-----------------|-----------------|
| 22.614.060.01-2 | 30.415.007.01-2 |
|-----------------|-----------------|

LIBRARY OPTIONS: GH = Gingival Height CH = Cement Height IG = Adaptor 3mm  $\alpha_s$  = Standard maximum angulation  $\alpha_c$  = Captive maximum angulation  $\alpha_{di}$  = Direct to implant maximum angulation R = Rotational / Non-Engaging NR = Non Rotational / Engaging



**STANDARD DYNAMIC TIBASE**

|    | GINGIVAL HEIGHT | $\alpha_s$ | $\alpha_c$ | GINGIVAL HEIGHT | $\alpha_s$ | $\alpha_c$ | GINGIVAL HEIGHT | $\alpha_s$ | $\alpha_c$ | GINGIVAL HEIGHT | $\alpha_s$ | $\alpha_c$ | GINGIVAL HEIGHT | $\alpha_s$ | $\alpha_c$ |
|----|-----------------|------------|------------|-----------------|------------|------------|-----------------|------------|------------|-----------------|------------|------------|-----------------|------------|------------|
|    | 0.6 mm          |            |            | mm              |            |            | mm              |            |            | mm              |            |            | mm              |            |            |
| R  | 31.324.061.01-2 | 45°        | 30°        | -               | -          | -          | -               | -          | -          | -               | -          | -          | -               | -          | -          |
| NR | 31.314.061.01-2 |            |            | -               | -          | -          | -               | -          | -          | -               | -          | -          | -               | -          | -          |

**DYNAMIC 3TIBASE**

|    | GINGIVAL HEIGHT | $\alpha_s$ | $\alpha_c$ | $\alpha_d$ |
|----|-----------------|------------|------------|------------|
|    |                 | CH-5mm     | CH- 7mm    | CH- 9mm    |
| R  | -               | -          | -          | -          |
| NR | -               | -          | -          | -          |

**DYNAMIC SCANBODY (LAB/CLIN)**

**DIGITAL ANALOG**

| SCANBODY        | HEIGHT mm | ADAPTOR         | SCREWDRIVER ADAPTOR                | DIGITAL ANALOG  |
|-----------------|-----------|-----------------|------------------------------------|-----------------|
| 52.410.125.01-2 | 10        | 50.314.061.01-2 | 43.621.410.01-2<br>43.624.410.01-2 | 34.614.061.01-2 |
| -               | -         |                 | -                                  |                 |
| -               | -         |                 | -                                  |                 |

**DYNAMIC MILLING TOOL**

| DYNAMIC MILLING TOOL | SHANK | $\alpha_{di}$ |
|----------------------|-------|---------------|
| 33.390.958.01-2      | 3     | 30°           |
| 33.490.958.01-2      | 4     |               |
| 33.690.958.01-2      | 6     |               |

**DYNAMIC SCREWS**

**STRAIGHT SCREWS**

| DYNAMIC SCREW   | HIGH DYNAMIC SCREW | DYNAMIC SCREWDRIVER | SCREWDRIVER LENGTH (mm) |
|-----------------|--------------------|---------------------|-------------------------|
| 41.325.067.01-2 | -                  | 43.618.201.01-2     | 18                      |
|                 |                    | 43.624.201.01-2     | 24                      |
|                 |                    | 43.632.201.01-2     | 32                      |

| STRAIGHT SCREW  | SCREWDRIVER UNIGRIP |
|-----------------|---------------------|
| 40.325.008.01-2 | 43.625.108.01-2     |

| ANALOG          | LAB SCANBODY    |
|-----------------|-----------------|
| 22.614.061.01-2 | 30.415.007.01-2 |

**LIBRARY OPTIONS:** GH = Gingival Height CH = Cement Height IG = Adaptor 3mm  $\alpha_s$  = Standard maximum angulation  $\alpha_c$  = Captive maximum angulation  $\alpha_d$  = Direct to implant maximum angulation R = Rotational / Non-Engaging NR = Non Rotational / Engaging

STANDARD DYNAMIC TIBASE

|    | GINGIVAL HEIGHT | $\alpha_s$ | $\alpha_c$ | GINGIVAL HEIGHT | $\alpha_s$ | $\alpha_c$ | GINGIVAL HEIGHT | $\alpha_s$ | $\alpha_c$ | GINGIVAL HEIGHT | $\alpha_s$ | $\alpha_c$ | GINGIVAL HEIGHT | $\alpha_s$ | $\alpha_c$ |
|----|-----------------|------------|------------|-----------------|------------|------------|-----------------|------------|------------|-----------------|------------|------------|-----------------|------------|------------|
|    | 0.6 mm          |            |            | mm              |            |            | mm              |            |            | mm              |            |            | mm              |            |            |
| R  | 31.323.066.01-2 | 45°        | 30°        | -               | -          | -          | -               | -          | -          | -               | -          | -          | -               | -          | -          |
| NR | -               |            |            | -               | -          | -          | -               | -          | -          | -               | -          | -          | -               | -          | -          |

DYNAMIC 3TIBASE

|    | GINGIVAL HEIGHT | $\alpha_s$ | $\alpha_s$ | $\alpha_s$ |
|----|-----------------|------------|------------|------------|
|    |                 | CH+ 5mm    | CH+ 7mm    | CH+ 9mm    |
| R  | -               | -          | -          | -          |
| NR | -               | -          | -          | -          |

DYNAMIC SCANBODY (LAB/CLIN)

DIGITAL ANALOG

| SCANBODY | HEIGHT mm | ADAPTOR | SCREWDRIVER ADAPTOR | DIGITAL ANALOG |
|----------|-----------|---------|---------------------|----------------|
| -        | -         | -       | -                   | -              |
| -        | -         |         |                     |                |
| -        | -         |         |                     |                |

DYNAMIC MILLING TOOL

| DYNAMIC MILLING TOOL | SHANK | $\alpha_{di}$ |
|----------------------|-------|---------------|
| -                    | -     | -             |
| -                    | -     |               |
| -                    | -     |               |

DYNAMIC SCREWS

| DYNAMIC SCREW   | HIGH DYNAMIC SCREW | DYNAMIC SCREWDRIVER | SCREWDRIVER LENGTH (mm) |
|-----------------|--------------------|---------------------|-------------------------|
| 41.314.039.01-2 | -                  | 43.618.201.01-2     | 18                      |
|                 |                    | 43.624.201.01-2     | 24                      |
|                 |                    | 43.632.201.01-2     | 32                      |

STRAIGHT SCREWS

| STRAIGHT SCREW  | SCREWDRIVER UNIGRIP |
|-----------------|---------------------|
| 40.314.008.01-2 | 43.625.108.01-2     |

ANALOG

LAB SCANBODY

|   |                 |
|---|-----------------|
| - | 30.412.001.01-2 |
|---|-----------------|

LIBRARY OPTIONS: GH = Gingival Height CH = Cement Height IG = Adaptor 3mm  $\alpha_s$  = Standard maximum angulation  $\alpha_c$  = Captive maximum angulation  $\alpha_{di}$  = Direct to implant maximum angulation R = Rotational / Non-Engaging NR = Non Rotational / Engaging

STANDARD DYNAMIC TIBASE

|    | GINGIVAL HEIGHT | $\alpha_s$ | $\alpha_c$ | GINGIVAL HEIGHT | $\alpha_s$ | $\alpha_c$ | GINGIVAL HEIGHT | $\alpha_s$ | $\alpha_c$ | GINGIVAL HEIGHT | $\alpha_s$ | $\alpha_c$ | GINGIVAL HEIGHT | $\alpha_s$ | $\alpha_c$ |
|----|-----------------|------------|------------|-----------------|------------|------------|-----------------|------------|------------|-----------------|------------|------------|-----------------|------------|------------|
|    | 0.6 mm          |            |            | mm              |            |            | mm              |            |            | mm              |            |            | mm              |            |            |
| R  | 31.323.074.01-2 | 45°        | 30°        | -               | -          | -          | -               | -          | -          | -               | -          | -          | -               | -          | -          |
| NR | 31.313.074.01-2 |            |            | -               | -          | -          | -               | -          | -          | -               | -          | -          | -               | -          | -          |

DYNAMIC 3TIBASE

|    | GINGIVAL HEIGHT | $\alpha_s$ | $\alpha_s$ | $\alpha_s$ |
|----|-----------------|------------|------------|------------|
|    |                 | CH+5mm     | CH+7mm     | CH+9mm     |
| R  | -               | -          | -          | -          |
| NR | -               |            |            |            |

DYNAMIC SCANBODY (LAB/CLIN)

DIGITAL ANALOG

DYNAMIC MILLING TOOL

SCANALOG

| SCANBODY        | HEIGHT mm | ADAPTOR         | SCREWDRIVER ADAPTOR                | DIGITAL ANALOG  |
|-----------------|-----------|-----------------|------------------------------------|-----------------|
| 52.408.110.01-2 | 8         | 50.313.074.01-2 | 43.621.410.01-2<br>43.624.410.01-2 | 34.613.074.01-2 |
| 52.410.110.01-2 | 10        |                 |                                    |                 |
| 52.412.110.01-2 | 12        |                 |                                    |                 |

| DYNAMIC MILLING TOOL | SHANK | $\alpha_{di}$ |
|----------------------|-------|---------------|
| 33.330.708.01-2      | 3     | 30°           |
| 33.430.708.01-2      | 4     |               |
| 33.630.708.01-2      | 6     |               |

|                 |
|-----------------|
| 23.413.074.01-2 |
|-----------------|

DYNAMIC SCREWS

STRAIGHT SCREWS

| DYNAMIC SCREW   | HIGH DYNAMIC SCREW | DYNAMIC SCREWDRIVER | SCREWDRIVER LENGTH (mm) |
|-----------------|--------------------|---------------------|-------------------------|
| 41.320.050.01-2 | -                  | 43.618.201.01-2     | 18                      |
|                 |                    | 43.624.201.01-2     | 24                      |
|                 |                    | 43.632.201.01-2     | 32                      |

| STRAIGHT SCREW  | SCREWDRIVER Sq. 1.30 |
|-----------------|----------------------|
| 40.320.007.04-2 | 43.601.107.01-2      |

| ANALOG          | LAB SCANBODY    |
|-----------------|-----------------|
| 22.613.074.01-2 | 30.415.007.01-2 |

LIBRARY OPTIONS: GH = Gingival Height CH = Cement Height IG = Adaptor 3mm  $\alpha_s$  = Standard maximum angulation  $\alpha_c$  = Captive maximum angulation  $\alpha_{di}$  = Direct to implant maximum angulation R = Rotational / Non-Engaging NR = Non Rotational / Engaging

STANDARD DYNAMIC TIBASE

|    | GINGIVAL HEIGHT<br>1 mm | $\alpha_s$ | $\alpha_c$ | GINGIVAL HEIGHT<br>2 mm | $\alpha_s$ | $\alpha_c$ | GINGIVAL HEIGHT<br>3 mm | $\alpha_s$ | $\alpha_c$ | GINGIVAL HEIGHT<br>4 mm | $\alpha_s$ | $\alpha_c$ | GINGIVAL HEIGHT<br>mm | $\alpha_s$ | $\alpha_c$ |
|----|-------------------------|------------|------------|-------------------------|------------|------------|-------------------------|------------|------------|-------------------------|------------|------------|-----------------------|------------|------------|
| R  | 31.322.075.01-2         | 42°        | 24°        | 31.322.075.02-2         | 25°        | 15°        | 31.322.075.03-2         | 20°        | -          | 31.322.075.04-2         | 15°        | -          | -                     | -          | -          |
| NR | -                       |            |            | 31.312.075.02-2         |            |            | 31.312.075.03-2         |            |            | 31.312.075.04-2         |            |            | -                     |            |            |

DYNAMIC 3TIBASE

|    | GINGIVAL HEIGHT<br>1 mm | $\alpha_s$<br>CH+5mm | $\alpha_s$<br>CH= 7mm | $\alpha_s$<br>CH+ 9mm |
|----|-------------------------|----------------------|-----------------------|-----------------------|
| R  | 31.322.075.21-2         | 30°                  | 20°                   | 15°                   |
| NR | -                       |                      |                       |                       |

DYNAMIC SCANBODY (LAB/CLIN)

DIGITAL ANALOG

| SCANBODY        | HEIGHT<br>mm | ADAPTOR                     | SCREWDRIVER<br>ADAPTOR             | DIGITAL<br>ANALOG |
|-----------------|--------------|-----------------------------|------------------------------------|-------------------|
| 52.410.105.01-2 | 10           | 50.312.075.03-2<br>(IG=3mm) | 43.621.410.01-2<br>43.624.410.01-2 | 34.612.075.01-2   |
|                 |              |                             |                                    |                   |
| 52.412.105.01-2 | 12           |                             |                                    |                   |

DYNAMIC MILLING TOOL

| DYNAMIC MILLING TOOL | SHANK | $\alpha_{di}$ |
|----------------------|-------|---------------|
| 33.330.734.01-2      | 3     | 25°           |
| 33.430.734.01-2      | 4     |               |
| 33.630.734.01-2      | 6     |               |

SCANBODY OP

| SCANBODY        | PEEK PINS               | TYPE |
|-----------------|-------------------------|------|
| 54.315.075.21-2 | 49.414.000.01-2 (6 mm)  | A    |
|                 | 49.415.000.01-2 (9 mm)  |      |
|                 | 49.416.000.01-2 (13 mm) |      |
|                 | 49.414.000.02-2 (6 mm)  | B    |
|                 | 49.415.000.02-2 (9 mm)  |      |
|                 | 49.416.000.02-2 (13 mm) |      |
|                 | 49.414.000.03-2 (6 mm)  | C    |
|                 | 49.415.000.03-2 (9 mm)  |      |
|                 | 49.416.000.03-2 (13 mm) |      |

DYNAMIC SCREWS

| DYNAMIC SCREW   | HIGH DYNAMIC SCREW | DYNAMIC SCREWDRIVER | SCREWDRIVER LENGTH (mm) |
|-----------------|--------------------|---------------------|-------------------------|
| 41.318.077.01-2 | -                  | 43.618.201.01-2     | 18                      |
|                 |                    | 43.624.201.01-2     | 24                      |
|                 |                    | 43.632.201.01-2     | 32                      |

STRAIGHT SCREWS

| STRAIGHT SCREW  | SCREWDRIVER |
|-----------------|-------------|
| 40.318.013.01-2 | -           |

ANALOG

LAB SCANBODY

|                 |                 |
|-----------------|-----------------|
| 22.612.075.01-2 | 30.412.001.01-2 |
|-----------------|-----------------|

MULTI-UNIT

|   | GINGIVAL HEIGHT<br>1 mm | GINGIVAL HEIGHT<br>2 mm | GINGIVAL HEIGHT<br>3 mm | GINGIVAL HEIGHT<br>4 mm |
|---|-------------------------|-------------------------|-------------------------|-------------------------|
| R | -                       | 42.302.075.02-2         | 42.302.075.03-2         | 42.302.075.04-2         |

LIBRARY OPTIONS: GH = Gingival Height CH = Cement Height IG = Adaptor 3mm  $\alpha_s$  = Standard maximum angulation  $\alpha_c$  = Captive maximum angulation  $\alpha_{di}$  = Direct to implant maximum angulation R = Rotational / Non-Engaging NR = Non Rotational / Engaging

STANDARD DYNAMIC TIBASE

|    | GINGIVAL HEIGHT | $\alpha_s$ | $\alpha_c$ | GINGIVAL HEIGHT | $\alpha_s$ | $\alpha_c$ | GINGIVAL HEIGHT | $\alpha_s$ | $\alpha_c$ | GINGIVAL HEIGHT | $\alpha_s$ | $\alpha_c$ | GINGIVAL HEIGHT | $\alpha_s$ | $\alpha_c$ |
|----|-----------------|------------|------------|-----------------|------------|------------|-----------------|------------|------------|-----------------|------------|------------|-----------------|------------|------------|
|    | 0.4 mm          |            |            | mm              |            |            | mm              |            |            | mm              |            |            | mm              |            |            |
| R  | 31.324.080.01-2 | 45°        | 30°        | -               | -          | -          | -               | -          | -          | -               | -          | -          | -               | -          | -          |
| NR | 31.314.080.01-2 |            |            | -               | -          | -          | -               | -          | -          | -               | -          | -          | -               | -          | -          |

DYNAMIC 3TIBASE

|    | GINGIVAL HEIGHT | $\alpha_s$ | $\alpha_s$ | $\alpha_s$ |
|----|-----------------|------------|------------|------------|
|    |                 | CH+5mm     | CH+7mm     | CH+9mm     |
| R  | -               | -          | -          | -          |
| NR | -               | -          | -          | -          |

DYNAMIC SCANBODY (LAB/CLIN)

DIGITAL ANALOG

| SCANBODY        | HEIGHT mm | ADAPTOR         | SCREWDRIVER ADAPTOR                | DIGITAL ANALOG  |
|-----------------|-----------|-----------------|------------------------------------|-----------------|
| 52.410.124.01-2 | 10        | 50.314.080.01-2 | 43.621.410.01-2<br>43.624.410.01-2 | 34.614.080.01-2 |
| 52.412.124.01-2 | 12        |                 |                                    |                 |

DYNAMIC MILLING TOOL

| DYNAMIC MILLING TOOL | SHANK | $\alpha_{di}$ |
|----------------------|-------|---------------|
| 33.370.716.01-2      | 3     | 30°           |
| 33.470.716.01-2      | 4     |               |
| 33.670.716.01-2      | 6     |               |

SCANBODY OP

| SCANBODY        | PEEK PINS               | TYPE            |
|-----------------|-------------------------|-----------------|
| 54.315.080.21-2 | 49.414.000.01-2 (6 mm)  | A               |
|                 | 49.415.000.01-2 (9 mm)  |                 |
|                 | 49.416.000.01-2 (13 mm) |                 |
|                 | 49.414.000.02-2 (6 mm)  | B               |
|                 | 49.415.000.02-2 (9 mm)  |                 |
|                 | 49.416.000.02-2 (13 mm) |                 |
|                 | 49.414.000.03-2 (6 mm)  | C               |
|                 | 49.415.000.03-2 (9 mm)  |                 |
|                 | 49.416.000.03-2 (13 mm) |                 |
| SCREWDRIVER     |                         | 43.601.104.01-2 |

DYNAMIC SCREWS

| DYNAMIC SCREW   | HIGH DYNAMIC SCREW | DYNAMIC SCREWDRIVER | SCREWDRIVER LENGTH (mm) |
|-----------------|--------------------|---------------------|-------------------------|
| 41.317.071.01-2 | -                  | 43.618.201.01-2     | 18                      |
|                 |                    | 43.624.201.01-2     | 24                      |
|                 |                    | 43.632.201.01-2     | 32                      |

STRAIGHT SCREWS

| STRAIGHT SCREW  | SCREWDRIVER Hex. 1.27 |
|-----------------|-----------------------|
| 40.317.004.01-2 | 43.601.104.01-2       |

ANALOG

LAB SCANBODY

|                 |                 |
|-----------------|-----------------|
| 22.614.080.01-2 | 30.414.003.01-2 |
|-----------------|-----------------|

LIBRARY OPTIONS: GH = Gingival Height CH = Cement Height IG = Adaptor 3mm  $\alpha_s$  = Standard maximum angulation  $\alpha_c$  = Captive maximum angulation  $\alpha_{di}$  = Direct to implant maximum angulation R = Rotational / Non-Engaging NR = Non Rotational / Engaging

STANDARD DYNAMIC TIBASE

|    | GINGIVAL HEIGHT | $\alpha_s$ | $\alpha_c$ | GINGIVAL HEIGHT | $\alpha_s$ | $\alpha_c$ | GINGIVAL HEIGHT | $\alpha_s$ | $\alpha_c$ | GINGIVAL HEIGHT | $\alpha_s$ | $\alpha_c$ | GINGIVAL HEIGHT | $\alpha_s$ | $\alpha_c$ |
|----|-----------------|------------|------------|-----------------|------------|------------|-----------------|------------|------------|-----------------|------------|------------|-----------------|------------|------------|
|    | 0.4 mm          |            |            | mm              |            |            | mm              |            |            | mm              |            |            | mm              |            |            |
| R  | 31.325.081.01-2 | 41°        | 18°        | -               | -          | -          | -               | -          | -          | -               | -          | -          | -               | -          | -          |
| NR | 31.315.081.01-2 |            |            | -               | -          | -          | -               | -          | -          | -               | -          | -          | -               | -          | -          |

DYNAMIC 3TIBASE

|    | GINGIVAL HEIGHT | $\alpha_s$ | $\alpha_s$ | $\alpha_s$ |
|----|-----------------|------------|------------|------------|
|    |                 | CH+5mm     | CH+7mm     | CH+9mm     |
| R  | -               | -          | -          | -          |
| NR | -               | -          | -          | -          |

DYNAMIC SCANBODY (LAB/CLIN)

DIGITAL ANALOG

| SCANBODY        | HEIGHT mm | ADAPTOR         | SCREWDRIVER ADAPTOR | DIGITAL ANALOG  |
|-----------------|-----------|-----------------|---------------------|-----------------|
| 52.410.126.01-2 | 10        | 50.315.081.01-2 | 43.621.410.01-2     | 34.615.081.01-2 |
|                 |           |                 | 43.624.410.01-2     |                 |
| 52.412.126.01-2 | 12        |                 |                     |                 |

DYNAMIC MILLING TOOL

| DYNAMIC MILLING TOOL | SHANK | $\alpha_{di}$ |
|----------------------|-------|---------------|
| 33.335.676.01-2      | 3     | 30°           |
| 33.435.676.01-2      | 4     |               |
| 33.635.676.01-2      | 6     |               |

DYNAMIC SCREWS

| DYNAMIC SCREW   | HIGH DYNAMIC SCREW | DYNAMIC SCREWDRIVER | SCREWDRIVER LENGTH (mm) |
|-----------------|--------------------|---------------------|-------------------------|
| 41.318.064.01-2 | -                  | 43.618.201.01-2     | 18                      |
|                 |                    | 43.624.201.01-2     | 24                      |
|                 |                    | 43.632.201.01-2     | 32                      |

STRAIGHT SCREWS

| STRAIGHT SCREW  | SCREWDRIVER Hex. 1.25 |
|-----------------|-----------------------|
| 40.318.004.03-2 | 43.601.104.01-2       |

ANALOG

LAB SCANBODY

|   |                 |
|---|-----------------|
| - | 30.414.003.01-2 |
|---|-----------------|

LIBRARY OPTIONS: GH = Gingival Height CH = Cement Height IG = Adaptor 3mm  $\alpha_s$  = Standard maximum angulation  $\alpha_c$  = Captive maximum angulation  $\alpha_{di}$  = Direct to implant maximum angulation R = Rotational / Non-Engaging NR = Non Rotational / Engaging

**STANDARD DYNAMIC TIBASE**

|    | GINGIVAL HEIGHT | $\alpha_s$ | $\alpha_c$ | GINGIVAL HEIGHT | $\alpha_s$ | $\alpha_c$ | GINGIVAL HEIGHT | $\alpha_s$ | $\alpha_c$ | GINGIVAL HEIGHT | $\alpha_s$ | $\alpha_c$ | GINGIVAL HEIGHT | $\alpha_s$ | $\alpha_c$ |
|----|-----------------|------------|------------|-----------------|------------|------------|-----------------|------------|------------|-----------------|------------|------------|-----------------|------------|------------|
|    | 1.2 mm          |            |            | mm              |            |            | mm              |            |            | mm              |            |            | mm              |            |            |
| R  | 31.322.082.01-2 | 45°        | 25°        | -               | -          | -          | -               | -          | -          | -               | -          | -          | -               | -          | -          |
| NR | 31.312.082.01-2 |            |            | -               | -          | -          | -               | -          | -          | -               | -          | -          | -               | -          | -          |

**DYNAMIC 3TIBASE**

|    | GINGIVAL HEIGHT | $\alpha_s$ | $\alpha_s$ | $\alpha_s$ |
|----|-----------------|------------|------------|------------|
|    |                 | CH+5mm     | CH+7mm     | CH+9mm     |
| R  | -               | -          | -          | -          |
| NR | -               | -          | -          | -          |

**DYNAMIC SCANBODY (LAB/CLIN)**

**DIGITAL ANALOG**

| SCANBODY        | HEIGHT mm | ADAPTOR         | SCREWDRIVER ADAPTOR | DIGITAL ANALOG  |
|-----------------|-----------|-----------------|---------------------|-----------------|
| 52.410.105.01-2 | 10        | 50.312.082.01-2 | 43.621.410.01-2     | 34.612.082.01-2 |
|                 |           |                 | 43.624.410.01-2     |                 |
| 52.412.105.01-2 | 12        |                 |                     |                 |

**DYNAMIC MILLING TOOL**

| DYNAMIC MILLING TOOL | SHANK | $\alpha_{di}$ |
|----------------------|-------|---------------|
| 33.345.804.01-2      | 3     | 25°           |
| 33.445.804.01-2      | 4     |               |
| 33.645.804.01-2      | 6     |               |

**DYNAMIC SCREWS**

**STRAIGHT SCREWS**

| DYNAMIC SCREW   | HIGH DYNAMIC SCREW | DYNAMIC SCREWDRIVER | SCREWDRIVER LENGTH (mm) |
|-----------------|--------------------|---------------------|-------------------------|
| 41.316.074.01-2 | -                  | 43.618.201.01-2     | 18                      |
|                 |                    | 43.624.201.01-2     | 24                      |
|                 |                    | 43.632.201.01-2     | 32                      |

| STRAIGHT SCREW  | SCREWDRIVER |
|-----------------|-------------|
| 40.316.012.01-2 | -           |

| ANALOG | LAB SCANBODY    |
|--------|-----------------|
| -      | 30.412.001.01-2 |

**MULTI-UNIT**

|   | GINGIVAL HEIGHT | GINGIVAL HEIGHT | GINGIVAL HEIGHT | GINGIVAL HEIGHT |
|---|-----------------|-----------------|-----------------|-----------------|
|   | 1 mm            | 2 mm            | 3 mm            | 4 mm            |
| R | 42.302.082.01-2 | 42.302.082.02-2 | 42.302.082.03-2 | 42.302.082.04-2 |

**LIBRARY OPTIONS:** GH = Gingival Height CH = Cement Height IG = Adaptor 3mm  $\alpha_s$  = Standard maximum angulation  $\alpha_c$  = Captive maximum angulation  $\alpha_{di}$  = Direct to implant maximum angulation R = Rotational / Non-Engaging NR = Non Rotational / Engaging

**STANDARD DYNAMIC TIBASE**

|    | GINGIVAL HEIGHT<br>1.2 mm | $\alpha_s$ | $\alpha_c$ | GINGIVAL HEIGHT<br>mm | $\alpha_s$ | $\alpha_c$ | GINGIVAL HEIGHT<br>mm | $\alpha_s$ | $\alpha_c$ | GINGIVAL HEIGHT<br>mm | $\alpha_s$ | $\alpha_c$ | GINGIVAL HEIGHT<br>mm | $\alpha_s$ | $\alpha_c$ |
|----|---------------------------|------------|------------|-----------------------|------------|------------|-----------------------|------------|------------|-----------------------|------------|------------|-----------------------|------------|------------|
| R  | 31.323.083.01-2           | 45°        | 25°        | -                     | -          | -          | -                     | -          | -          | -                     | -          | -          | -                     | -          | -          |
| NR | 31.313.083.01-2           |            |            | -                     | -          | -          | -                     | -          | -          | -                     | -          | -          | -                     | -          | -          |

**DYNAMIC 3TIBASE**

|    | GINGIVAL HEIGHT | $\alpha_s$<br>CH-5mm | $\alpha_c$<br>CH-7mm | $\alpha_s$<br>CH-9mm |
|----|-----------------|----------------------|----------------------|----------------------|
| R  | -               | -                    | -                    | -                    |
| NR | -               | -                    | -                    | -                    |

**DYNAMIC SCANBODY (LAB/CLIN)**

**DIGITAL ANALOG**

**DYNAMIC MILLING TOOL**

| SCANBODY        | HEIGHT<br>mm | ADAPTOR         | SCREWDRIVER<br>ADAPTOR             | DIGITAL<br>ANALOG |
|-----------------|--------------|-----------------|------------------------------------|-------------------|
| 52.410.103.01-2 | 10           | 50.313.083.01-2 | 43.621.410.01-2<br>43.624.410.01-2 | 34.613.083.01-2   |
| 52.412.103.01-2 | 12           |                 |                                    |                   |

| DYNAMIC<br>MILLING TOOL | SHANK | $\alpha_{di}$ |
|-------------------------|-------|---------------|
| 33.345.856.01-2         | 3     | 30°           |
| 33.445.856.01-2         | 4     |               |
| 33.645.856.01-2         | 6     |               |

**DYNAMIC SCREWS**

| DYNAMIC<br>SCREW | HIGH DYNAMIC<br>SCREW | DYNAMIC<br>SCREWDRIVER | SCREWDRIVER<br>LENGTH (mm) |
|------------------|-----------------------|------------------------|----------------------------|
| 41.318.076.01-2  | -                     | 43.618.201.01-2        | 18                         |
|                  |                       | 43.624.201.01-2        | 24                         |
|                  |                       | 43.632.201.01-2        | 32                         |

**STRAIGHT SCREWS**

| STRAIGHT<br>SCREW | SCREWDRIVER |
|-------------------|-------------|
| 40.318.012.02-2   | -           |

**ANALOG**

**LAB SCANBODY**

|   |                 |
|---|-----------------|
| - | 30.413.002.01-2 |
|---|-----------------|

**MULTI-UNIT**

|   | GINGIVAL HEIGHT<br>1 mm | GINGIVAL HEIGHT<br>2 mm | GINGIVAL HEIGHT<br>3 mm | GINGIVAL HEIGHT<br>4 mm |
|---|-------------------------|-------------------------|-------------------------|-------------------------|
| R | 42.302.083.01-2         | 42.302.083.02-2         | 42.302.083.03-2         | 42.302.083.04-2         |

**LIBRARY OPTIONS:** GH = Gingival Height CH = Cement Height IG = Adaptor 3mm  $\alpha_s$  = Standard maximum angulation  $\alpha_c$  = Captive maximum angulation  $\alpha_{di}$  = Direct to implant maximum angulation R = Rotational / Non-Engaging NR = Non Rotational / Engaging



**STANDARD DYNAMIC TIBASE**

|    | GINGIVAL HEIGHT<br>1 mm | $\alpha_s$ | $\alpha_c$ | GINGIVAL HEIGHT<br>mm | $\alpha_s$ | $\alpha_c$ | GINGIVAL HEIGHT<br>mm | $\alpha_s$ | $\alpha_c$ | GINGIVAL HEIGHT<br>mm | $\alpha_s$ | $\alpha_c$ | GINGIVAL HEIGHT<br>mm | $\alpha_s$ | $\alpha_c$ |
|----|-------------------------|------------|------------|-----------------------|------------|------------|-----------------------|------------|------------|-----------------------|------------|------------|-----------------------|------------|------------|
| R  | 31.321.084.01-2         | 40°        | -          | -                     | -          | -          | -                     | -          | -          | -                     | -          | -          | -                     | -          | -          |
| NR | 31.311.084.01-2         |            |            | -                     |            |            | -                     |            |            | -                     |            |            | -                     |            |            |

**DYNAMIC 3TIBASE**

|    | GINGIVAL HEIGHT | $\alpha_s$<br>CH-5mm | $\alpha_c$<br>CH-7mm | $\alpha_s$<br>CH-9mm |
|----|-----------------|----------------------|----------------------|----------------------|
| R  | -               | -                    | -                    | -                    |
| NR | -               |                      |                      |                      |

**DYNAMIC SCANBODY (LAB/CLIN)**

**DIGITAL ANALOG**

| SCANBODY | HEIGHT mm | ADAPTOR | SCREWDRIVER ADAPTOR | DIGITAL ANALOG |
|----------|-----------|---------|---------------------|----------------|
| -        | -         | -       | -                   | -              |
| -        | -         |         |                     |                |
| -        | -         |         |                     |                |

**DYNAMIC MILLING TOOL**

| DYNAMIC MILLING TOOL | SHANK | $\alpha_{di}$ |
|----------------------|-------|---------------|
| -                    | -     | -             |
| -                    | -     |               |
| -                    | -     |               |

**DYNAMIC SCREWS**

**STRAIGHT SCREWS**

| DYNAMIC SCREW   | HIGH DYNAMIC SCREW | DYNAMIC SCREWDRIVER | SCREWDRIVER LENGTH (mm) |
|-----------------|--------------------|---------------------|-------------------------|
| 41.314.076.01-2 | -                  | 43.618.201.01-2     | 18                      |
|                 |                    | 43.624.201.01-2     | 24                      |
|                 |                    | 43.632.201.01-2     | 32                      |

| STRAIGHT SCREW  | SCREWDRIVER Star 1.50 |
|-----------------|-----------------------|
| 40.314.003.03-2 | 43.601.103.02-2       |

| ANALOG | LAB SCANBODY    |
|--------|-----------------|
| -      | 30.410.006.01-2 |

**LIBRARY OPTIONS:** GH = Gingival Height CH = Cement Height IG = Adaptor 3mm  $\alpha_s$  = Standard maximum angulation  $\alpha_c$  = Captive maximum angulation  $\alpha_{di}$  = Direct to implant maximum angulation R = Rotational / Non-Engaging NR = Non Rotational / Engaging

STANDARD DYNAMIC TIBASE

|    | GINGIVAL HEIGHT | $\alpha_s$ | $\alpha_c$ | GINGIVAL HEIGHT | $\alpha_s$ | $\alpha_c$ | GINGIVAL HEIGHT | $\alpha_s$ | $\alpha_c$ | GINGIVAL HEIGHT | $\alpha_s$ | $\alpha_c$ | GINGIVAL HEIGHT | $\alpha_s$ | $\alpha_c$ |
|----|-----------------|------------|------------|-----------------|------------|------------|-----------------|------------|------------|-----------------|------------|------------|-----------------|------------|------------|
|    | 0.3 mm          |            |            | mm              |            |            | mm              |            |            | mm              |            |            | mm              |            |            |
| R  | 31.324.085.01-2 | 45°        | 30°        | -               | -          | -          | -               | -          | -          | -               | -          | -          | -               | -          | -          |
| NR | 31.314.085.01-2 |            |            | -               | -          | -          | -               | -          | -          | -               | -          | -          | -               | -          | -          |

DYNAMIC 3TIBASE

|    | GINGIVAL HEIGHT | $\alpha_s$ | $\alpha_c$ | $\alpha_s$ |
|----|-----------------|------------|------------|------------|
|    | 0.3 mm          | CH-5mm     | CH- 7mm    | CH- 9mm    |
| R  | -               | 30°        | 25°        | 20°        |
| NR | 31.314.085.21-2 |            |            |            |

DYNAMIC SCANBODY (LAB/CLIN)

DIGITAL ANALOG

DYNAMIC MILLING TOOL

| SCANBODY        | HEIGHT mm | ADAPTOR         | SCREWDRIVER ADAPTOR                | DIGITAL ANALOG  |
|-----------------|-----------|-----------------|------------------------------------|-----------------|
| 52.410.117.01-2 | 10        | 50.314.085.01-2 | 43.621.410.01-2<br>43.624.410.01-2 | 34.614.085.01-2 |
|                 |           |                 |                                    |                 |
| 52.412.117.01-2 | 12        |                 |                                    |                 |

| DYNAMIC MILLING TOOL | SHANK | $\alpha_{di}$ |
|----------------------|-------|---------------|
| 33.345.856.01-2      | 3     | 25°           |
| 33.445.856.01-2      | 4     |               |
| 33.645.856.01-2      | 6     |               |

DYNAMIC SCREWS

STRAIGHT SCREWS

| DYNAMIC SCREW   | HIGH DYNAMIC SCREW | DYNAMIC SCREWDRIVER                                   | SCREWDRIVER LENGTH (mm) |
|-----------------|--------------------|---|-------------------------|
| 41.316.081.01-2 | -                  | 43.618.201.01-2<br>43.624.201.01-2<br>43.632.201.01-2 | 18<br>24<br>32          |

| STRAIGHT SCREW  | SCREWDRIVER Hex. 1.25 |
|-----------------|-----------------------|
| 40.316.004.02-2 | 43.601.104.01-2       |

| ANALOG | LAB SCANBODY    |
|--------|-----------------|
| -      | 30.413.002.01-2 |

LIBRARY OPTIONS: GH = Gingival Height CH = Cement Height IG = Adaptor 3mm  $\alpha_s$  = Standard maximum angulation  $\alpha_c$  = Captive maximum angulation  $\alpha_{di}$  = Direct to implant maximum angulation R = Rotational / Non-Engaging NR = Non Rotational / Engaging

**STANDARD DYNAMIC TIBASE**

|    | GINGIVAL HEIGHT<br>1 mm | $\alpha_s$ | $\alpha_c$ | GINGIVAL HEIGHT<br>mm | $\alpha_s$ | $\alpha_c$ | GINGIVAL HEIGHT<br>mm | $\alpha_s$ | $\alpha_c$ | GINGIVAL HEIGHT<br>mm | $\alpha_s$ | $\alpha_c$ | GINGIVAL HEIGHT<br>mm | $\alpha_s$ | $\alpha_c$ |
|----|-------------------------|------------|------------|-----------------------|------------|------------|-----------------------|------------|------------|-----------------------|------------|------------|-----------------------|------------|------------|
| R  | 31.325.086.01-2         | 45°        | -          | -                     | -          | -          | -                     | -          | -          | -                     | -          | -          | -                     | -          | -          |
| NR | 31.315.086.01-2         |            |            | -                     |            |            | -                     |            |            | -                     |            |            | -                     |            |            |

**DYNAMIC 3TIBASE**

|    | GINGIVAL HEIGHT | $\alpha_s$<br>CH-5mm | $\alpha_c$<br>CH-7mm | $\alpha_s$<br>CH-9mm |
|----|-----------------|----------------------|----------------------|----------------------|
| R  | -               | -                    | -                    | -                    |
| NR | -               |                      |                      |                      |

**DYNAMIC SCANBODY (LAB/CLIN)**

**DIGITAL ANALOG**

| SCANBODY        | HEIGHT mm | ADAPTOR         | SCREWDRIVER ADAPTOR                | DIGITAL ANALOG |
|-----------------|-----------|-----------------|------------------------------------|----------------|
| 52.410.117.01-2 | 10        | 50.314.085.01-2 | 43.621.410.01-2<br>43.624.410.01-2 | -              |
|                 |           |                 |                                    |                |
| 52.412.117.01-2 | 12        |                 |                                    |                |

**DYNAMIC MILLING TOOL**

| DYNAMIC MILLING TOOL | SHANK | $\alpha_{di}$ |
|----------------------|-------|---------------|
| 33.345.856.01-2      | 3     | 25°           |
| 33.445.856.01-2      | 4     |               |
| 33.645.856.01-2      | 6     |               |

**DYNAMIC SCREWS**

| DYNAMIC SCREW   | HIGH DYNAMIC SCREW | DYNAMIC SCREWDRIVER | SCREWDRIVER LENGTH (mm) |
|-----------------|--------------------|---------------------|-------------------------|
| 41.316.081.01-2 | -                  | 43.618.201.01-2     | 18                      |
|                 |                    | 43.624.201.01-2     | 24                      |
|                 |                    | 43.632.201.01-2     | 32                      |

**STRAIGHT SCREWS**

| STRAIGHT SCREW  | SCREWDRIVER Hex. 1.25 |
|-----------------|-----------------------|
| 40.316.004.02-2 | 43.601.104.01-2       |

**ANALOG**

**LAB SCANBODY**

|   |                 |
|---|-----------------|
| - | 30.415.007.01-2 |
|---|-----------------|

**LIBRARY OPTIONS:** GH = Gingival Height CH = Cement Height IG = Adaptor 3mm  $\alpha_s$  = Standard maximum angulation  $\alpha_c$  = Captive maximum angulation  $\alpha_{di}$  = Direct to implant maximum angulation R = Rotational / Non-Engaging NR = Non Rotational / Engaging

STANDARD DYNAMIC TIBASE

|    | GINGIVAL HEIGHT | $\alpha_s$ | $\alpha_c$ | GINGIVAL HEIGHT | $\alpha_s$ | $\alpha_c$ | GINGIVAL HEIGHT | $\alpha_s$ | $\alpha_c$ | GINGIVAL HEIGHT | $\alpha_s$ | $\alpha_c$ | GINGIVAL HEIGHT | $\alpha_s$ | $\alpha_c$ |
|----|-----------------|------------|------------|-----------------|------------|------------|-----------------|------------|------------|-----------------|------------|------------|-----------------|------------|------------|
|    | 0.3 mm          |            |            | mm              |            |            | mm              |            |            | mm              |            |            | mm              |            |            |
| R  | 31.321.087.01-2 | 25°        | -          | -               | -          | -          | -               | -          | -          | -               | -          | -          | -               | -          | -          |
| NR | 31.311.087.01-2 |            |            | -               | -          | -          | -               | -          | -          | -               | -          | -          | -               | -          | -          |

DYNAMIC 3TIBASE

|    | GINGIVAL HEIGHT | $\alpha_s$ | $\alpha_s$ | $\alpha_s$ | GINGIVAL HEIGHT | $\alpha_s$ | $\alpha_s$ | $\alpha_s$ |
|----|-----------------|------------|------------|------------|-----------------|------------|------------|------------|
|    | 0.3 mm          | CH-5mm     | CH- 7mm    | CH- 9mm    | 2 mm            | CH-5mm     | CH- 7mm    | CH- 9mm    |
| R  | -               | 20°        | 20°        | 15°        | -               | 25°        | 20°        | 15°        |
| NR | 31.311.087.21-2 |            |            |            | 31.311.087.23-2 |            |            |            |

DYNAMIC SCANBODY (LAB/CLIN)

DIGITAL ANALOG

DYNAMIC MILLING TOOL

| SCANBODY        | HEIGHT mm | ADAPTOR                     | SCREWDRIVER ADAPTOR | DIGITAL ANALOG |
|-----------------|-----------|-----------------------------|---------------------|----------------|
| 52.410.132.01-2 | 10        | 50.311.087.04-2<br>(IG=3mm) | 43.621.415.01-2     | -              |
|                 |           |                             |                     |                |
| 52.412.132.01-2 | 12        |                             |                     |                |

| DYNAMIC MILLING TOOL | SHANK | $\alpha_{di}$ |
|----------------------|-------|---------------|
| -                    | -     | -             |
| -                    | -     |               |
| -                    | -     |               |

DYNAMIC SCREWS

STRAIGHT SCREWS

| DYNAMIC SCREW   | HIGH DYNAMIC SCREW | DYNAMIC SCREWDRIVER | SCREWDRIVER LENGTH (mm) |
|-----------------|--------------------|---------------------|-------------------------|
| 41.316.094.01-2 | -                  | 43.618.201.01-2     | 18                      |
|                 |                    | 43.624.201.01-2     | 24                      |
|                 |                    | 43.632.201.01-2     | 32                      |

| STRAIGHT SCREW  | SCREWDRIVER Hex. 1.27 |
|-----------------|-----------------------|
| 40.316.005.04-2 | 43.601.105.01-2       |

| ANALOG | LAB SCANBODY    |
|--------|-----------------|
| -      | 30.410.006.01-2 |

LIBRARY OPTIONS: GH = Gingival Height CH = Cement Height IG = Adaptor 3mm  $\alpha_s$  = Standard maximum angulation  $\alpha_c$  = Captive maximum angulation  $\alpha_{di}$  = Direct to implant maximum angulation R = Rotational / Non-Engaging NR = Non Rotational / Engaging

**STANDARD DYNAMIC TIBASE**

|    | GINGIVAL HEIGHT | $\alpha_s$ | $\alpha_c$ | GINGIVAL HEIGHT | $\alpha_s$ | $\alpha_c$ | GINGIVAL HEIGHT | $\alpha_s$ | $\alpha_c$ | GINGIVAL HEIGHT | $\alpha_s$ | $\alpha_c$ | GINGIVAL HEIGHT | $\alpha_s$ | $\alpha_c$ |
|----|-----------------|------------|------------|-----------------|------------|------------|-----------------|------------|------------|-----------------|------------|------------|-----------------|------------|------------|
|    | 0.3 mm          |            |            | mm              |            |            | mm              |            |            | mm              |            |            | mm              |            |            |
| R  | 31.324.088.01-2 | 25°        | -          | -               | -          | -          | -               | -          | -          | -               | -          | -          | -               | -          | -          |
| NR | 31.314.088.01-2 |            | -          | -               | -          | -          | -               | -          | -          | -               | -          | -          | -               | -          | -          |

**DYNAMIC 3TIBASE**

|    | GINGIVAL HEIGHT | $\alpha_s$ | $\alpha_c$ | $\alpha_d$ |
|----|-----------------|------------|------------|------------|
|    |                 | CH-5mm     | CH-7mm     | CH-9mm     |
| R  | -               | -          | -          | -          |
| NR | -               | -          | -          | -          |

**DYNAMIC SCANBODY (LAB/CLIN)**

**DIGITAL ANALOG**

| SCANBODY | HEIGHT mm | ADAPTOR | SCREWDRIVER ADAPTOR | DIGITAL ANALOG |
|----------|-----------|---------|---------------------|----------------|
| -        | -         | -       | -                   | -              |
| -        | -         |         |                     |                |
| -        | -         |         |                     |                |

**DYNAMIC MILLING TOOL**

| DYNAMIC MILLING TOOL | SHANK | $\alpha_{di}$ |
|----------------------|-------|---------------|
| -                    | -     | -             |
| -                    | -     |               |
| -                    | -     |               |

**DYNAMIC SCREWS**

**STRAIGHT SCREWS**

| DYNAMIC SCREW   | HIGH DYNAMIC SCREW | DYNAMIC SCREWDRIVER | SCREWDRIVER LENGTH (mm) |
|-----------------|--------------------|---------------------|-------------------------|
| 41.320.094.01-2 | -                  | 43.618.201.01-2     | 18                      |
|                 |                    | 43.624.201.01-2     | 24                      |
|                 |                    | 43.632.201.01-2     | 32                      |

| STRAIGHT SCREW  | SCREWDRIVER Hex. 1.27 |
|-----------------|-----------------------|
| 40.320.005.04-2 | 43.601.105.01-2       |

**ANALOG**

**LAB SCANBODY**

|   |                 |
|---|-----------------|
| - | 30.414.003.01-2 |
|---|-----------------|

**LIBRARY OPTIONS:** GH = Gingival Height CH = Cement Height IG = Adaptor 3mm  $\alpha_s$  = Standard maximum angulation  $\alpha_c$  = Captive maximum angulation  $\alpha_d$  = Direct to implant maximum angulation R = Rotational / Non-Engaging NR = Non Rotational / Engaging

STANDARD DYNAMIC TIBASE

|    | GINGIVAL HEIGHT<br>1 mm | $\alpha_s$ | $\alpha_c$ | GINGIVAL HEIGHT<br>2 mm | $\alpha_s$ | $\alpha_c$ | GINGIVAL HEIGHT<br>3 mm | $\alpha_s$ | $\alpha_c$ | GINGIVAL HEIGHT<br>mm | $\alpha_s$ | $\alpha_c$ | GINGIVAL HEIGHT<br>mm | $\alpha_s$ | $\alpha_c$ |
|----|-------------------------|------------|------------|-------------------------|------------|------------|-------------------------|------------|------------|-----------------------|------------|------------|-----------------------|------------|------------|
| R  | 31.321.090.01-2         | 45°        | 24°        | 31.321.090.02-2         | 25°        | -          | 31.321.090.03-2         | 20°        | -          | -                     | -          | -          | -                     | -          | -          |
| NR | 31.311.090.01-2         |            |            | 31.311.090.02-2         |            |            | 31.311.090.03-2         |            |            | -                     |            |            |                       |            |            |

DYNAMIC 3TIBASE

|    | GINGIVAL HEIGHT<br>1 mm | $\alpha_s$<br>CH+5mm | $\alpha_s$<br>CH+7mm | $\alpha_s$<br>CH+9mm |
|----|-------------------------|----------------------|----------------------|----------------------|
| R  | -                       | 30°                  | 25°                  | 15°                  |
| NR | 31.311.090.21-2         |                      |                      |                      |

DYNAMIC SCANBODY (LAB/CLIN)

DIGITAL ANALOG

| SCANBODY        | HEIGHT<br>mm | ADAPTOR                     | SCREWDRIVER<br>ADAPTOR | DIGITAL<br>ANALOG |
|-----------------|--------------|-----------------------------|------------------------|-------------------|
| 52.410.128.01-2 | 10           | 50.311.090.03-2<br>(IG=3mm) | 43.621.415.01-2        | 34.611.090.01-2   |
| -               | -            |                             |                        |                   |
| -               | -            |                             |                        |                   |

DYNAMIC MILLING TOOL

| DYNAMIC<br>MILLING TOOL | SHANK | $\alpha_{di}$ |
|-------------------------|-------|---------------|
| 33.325.472.01-2*        | 3     | 25°           |
| 33.425.472.01-2*        | 4     |               |
| 33.625.472.01-2*        | 6     |               |

\*Only for R  
\*Only for titanium and soft materials

DYNAMIC SCREWS

| DYNAMIC<br>SCREW | HIGH DYNAMIC<br>SCREW | DYNAMIC<br>SCREWDRIVER | SCREWDRIVER<br>LENGTH (mm) |
|------------------|-----------------------|------------------------|----------------------------|
| 41.314.074.01-2  | -                     | 43.618.201.01-2        | 18                         |
|                  |                       | 43.624.201.01-2        | 24                         |
|                  |                       | 43.632.201.01-2        | 32                         |

STRAIGHT SCREWS

| STRAIGHT<br>SCREW | SCREWDRIVER<br>Hex. 1.27 |
|-------------------|--------------------------|
| 40.314.005.01-2   | 43.601.105.01-2          |

ANALOG

LAB SCANBODY

|   |                 |
|---|-----------------|
| - | 30.410.006.01-2 |
|---|-----------------|

LIBRARY OPTIONS: GH = Gingival Height CH = Cement Height IG = Adaptor 3mm  $\alpha_s$  = Standard maximum angulation  $\alpha_c$  = Captive maximum angulation  $\alpha_{di}$  = Direct to implant maximum angulation R = Rotational / Non-Engaging NR = Non Rotational / Engaging

STANDARD DYNAMIC TIBASE

|    | GINGIVAL HEIGHT<br>1.2 mm | $\alpha_s$ | $\alpha_c$ | GINGIVAL HEIGHT<br>2 mm | $\alpha_s$ | $\alpha_c$ | GINGIVAL HEIGHT<br>3 mm | $\alpha_s$ | $\alpha_c$ | GINGIVAL HEIGHT<br>4 mm | $\alpha_s$ | $\alpha_c$ | GINGIVAL HEIGHT<br>mm | $\alpha_s$ | $\alpha_c$ |
|----|---------------------------|------------|------------|-------------------------|------------|------------|-------------------------|------------|------------|-------------------------|------------|------------|-----------------------|------------|------------|
| R  | 31.324.091.01-2           | 38°        | 18°        | 31.324.091.02-2         | 25°        | -          | 31.324.091.03-2         | 20°        | -          | 31.324.091.04-2         | 15°        | -          | -                     | -          | -          |
| NR | 31.314.091.01-2           |            |            | 31.314.091.02-2         |            |            | 31.314.091.03-2         |            |            | 31.314.091.04-2         |            |            | -                     |            |            |

DYNAMIC 3TIBASE

|    | GINGIVAL HEIGHT<br>1.2 mm | $\alpha_s$<br>CH+5mm | $\alpha_s$<br>CH+ 7mm | $\alpha_s$<br>CH+ 9mm |
|----|---------------------------|----------------------|-----------------------|-----------------------|
| R  | -                         | 30°                  | 25°                   | 15°                   |
| NR | 31.314.091.21-2           |                      |                       |                       |

DYNAMIC SCANBODY (LAB/CLIN)

DIGITAL ANALOG

| SCANBODY        | HEIGHT mm | ADAPTOR                     | SCREWDRIVER ADAPTOR                | DIGITAL ANALOG  |
|-----------------|-----------|-----------------------------|------------------------------------|-----------------|
| 52.410.102.01-2 | 10        | 50.314.091.03-2<br>(IG=3mm) | 43.621.410.01-2<br>43.624.410.01-2 | 34.614.091.01-2 |
|                 |           |                             |                                    |                 |
| 52.412.102.01-2 | 12        |                             |                                    |                 |

DYNAMIC MILLING TOOL

| DYNAMIC MILLING TOOL | SHANK | $\alpha_{di}$ |
|----------------------|-------|---------------|
| 33.390.958.01-2      | 3     | 30°           |
| 33.490.958.01-2      | 4     |               |
| 33.690.958.01-2      | 6     |               |

DYNAMIC SCREWS

STRAIGHT SCREWS

| DYNAMIC SCREW   | HIGH DYNAMIC SCREW | DYNAMIC SCREWDRIVER | SCREWDRIVER LENGTH (mm) |
|-----------------|--------------------|---------------------|-------------------------|
| 41.320.074.01-2 | -                  | 43.618.201.01-2     | 18                      |
|                 |                    | 43.624.201.01-2     | 24                      |
|                 |                    | 43.632.201.01-2     | 32                      |

| STRAIGHT SCREW  | SCREWDRIVER Hex. 1.27 |
|-----------------|-----------------------|
| 40.320.005.01-2 | 43.601.105.01-2       |

| ANALOG | LAB SCANBODY    |
|--------|-----------------|
| -      | 30.413.002.01-2 |

LIBRARY OPTIONS: GH = Gingival Height CH = Cement Height IG = Adaptor 3mm  $\alpha_s$  = Standard maximum angulation  $\alpha_c$  = Captive maximum angulation  $\alpha_{di}$  = Direct to implant maximum angulation R = Rotational / Non-Engaging NR = Non Rotational / Engaging

STANDARD DYNAMIC TIBASE

|    | GINGIVAL HEIGHT<br>1 mm | $\alpha_s$ | $\alpha_c$ | GINGIVAL HEIGHT<br>2 mm | $\alpha_s$ | $\alpha_c$ | GINGIVAL HEIGHT<br>3 mm | $\alpha_s$ | $\alpha_c$ | GINGIVAL HEIGHT<br>mm | $\alpha_s$ | $\alpha_c$ | GINGIVAL HEIGHT<br>mm | $\alpha_s$ | $\alpha_c$ |
|----|-------------------------|------------|------------|-------------------------|------------|------------|-------------------------|------------|------------|-----------------------|------------|------------|-----------------------|------------|------------|
| R  | 31.325.092.01-2         | 45°        | 25°        | 31.325.092.02-2         | 25°        | -          | 31.325.092.03-2         | 20°        | -          | -                     | -          | -          | -                     | -          | -          |
| NR | 31.315.092.01-2         |            |            | 31.315.092.02-2         |            |            | 31.315.092.03-2         |            |            | -                     |            |            | -                     |            |            |

DYNAMIC 3TIBASE

|    | GINGIVAL HEIGHT<br>1 mm | $\alpha_s$<br>CH+5mm | $\alpha_s$<br>CH+ 7mm | $\alpha_s$<br>CH+ 9mm |
|----|-------------------------|----------------------|-----------------------|-----------------------|
| R  | -                       | 30°                  | 25°                   | 15°                   |
| NR | 31.315.092.21-2         |                      |                       |                       |

DYNAMIC SCANBODY (LAB/CLIN)

DIGITAL ANALOG

| SCANBODY        | HEIGHT<br>mm | ADAPTOR  | SCREWDRIVER<br>ADAPTOR             | DIGITAL<br>ANALOG |
|-----------------|--------------|--|------------------------------------|-------------------|
| 52.410.129.01-2 | 10           | 50.315.092.01-2<br>50.315.092.03-2<br>(IG=3mm) | 43.621.410.01-2<br>43.624.410.01-2 | 34.615.092.01-2   |
| -               | -            |  |                                    |                   |
| -               | -            |  |                                    |                   |

DYNAMIC MILLING TOOL

| DYNAMIC MILLING TOOL | SHANK | $\alpha_{di}$ |
|----------------------|-------|---------------|
| 33.390.958.01-2      | 3     | 30°           |
| 33.490.958.01-2      | 4     |               |
| 33.690.958.01-2      | 6     |               |

DYNAMIC SCREWS

STRAIGHT SCREWS

| DYNAMIC SCREW   | HIGH DYNAMIC SCREW | DYNAMIC SCREWDRIVER | SCREWDRIVER LENGTH (mm) |
|-----------------|--------------------|---------------------|-------------------------|
| 41.320.074.01-2 | -                  | 43.618.201.01-2     | 18                      |
|                 |                    | 43.624.201.01-2     | 24                      |
|                 |                    | 43.632.201.01-2     | 32                      |

| STRAIGHT SCREW  | SCREWDRIVER Hex. 1.27 |
|-----------------|-----------------------|
| 40.320.005.01-2 | 43.601.105.01-2       |

| ANALOG | LAB SCANBODY    |
|--------|-----------------|
| -      | 30.415.007.01-2 |

LIBRARY OPTIONS: GH = Gingival Height CH = Cement Height IG = Adaptor 3mm  $\alpha_s$  = Standard maximum angulation  $\alpha_c$  = Captive maximum angulation  $\alpha_{di}$  = Direct to implant maximum angulation R = Rotational / Non-Engaging NR = Non Rotational / Engaging



STANDARD DYNAMIC TIBASE

|    | GINGIVAL HEIGHT | $\alpha_s$ | $\alpha_c$ | GINGIVAL HEIGHT | $\alpha_s$ | $\alpha_c$ | GINGIVAL HEIGHT | $\alpha_s$ | $\alpha_c$ | GINGIVAL HEIGHT | $\alpha_s$ | $\alpha_c$ | GINGIVAL HEIGHT | $\alpha_s$ | $\alpha_c$ |
|----|-----------------|------------|------------|-----------------|------------|------------|-----------------|------------|------------|-----------------|------------|------------|-----------------|------------|------------|
|    | 0.6 mm          |            |            | mm              |            |            | mm              |            |            | mm              |            |            | mm              |            |            |
| R  | 31.324.096.01-2 | 45°        | 30°        | -               | -          | -          | -               | -          | -          | -               | -          | -          | -               | -          | -          |
| NR | 31.314.096.01-2 |            |            | -               | -          | -          | -               | -          | -          | -               | -          | -          | -               | -          | -          |

DYNAMIC 3TIBASE

|    | GINGIVAL HEIGHT | $\alpha_s$ | $\alpha_s$ | $\alpha_s$ |
|----|-----------------|------------|------------|------------|
|    |                 | CH+5mm     | CH+ 7mm    | CH+ 9mm    |
| R  | -               | -          | -          | -          |
| NR | -               | -          | -          | -          |

DYNAMIC SCANBODY (LAB/CLIN)

DIGITAL ANALOG

DYNAMIC MILLING TOOL

SCANALOG

| SCANBODY        | HEIGHT mm | ADAPTOR         | SCREWDRIVER ADAPTOR                | DIGITAL ANALOG  |
|-----------------|-----------|-----------------|------------------------------------|-----------------|
| 52.408.110.01-2 | 8         | 50.314.096.01-2 | 43.621.410.01-2<br>43.624.410.01-2 | 34.614.096.01-2 |
| 52.410.110.01-2 | 10        |                 |                                    |                 |
| 52.412.110.01-2 | 12        |                 |                                    |                 |

| DYNAMIC MILLING TOOL | SHANK | $\alpha_{di}$ |
|----------------------|-------|---------------|
| 33.315.708.01-2      | 3     | 30°           |
| 33.415.708.01-2      | 4     |               |
| 33.615.708.01-2      | 6     |               |

|                 |
|-----------------|
| 23.414.096.01-2 |
|-----------------|

DYNAMIC SCREWS

STRAIGHT SCREWS

| DYNAMIC SCREW   | HIGH DYNAMIC SCREW | DYNAMIC SCREWDRIVER | SCREWDRIVER LENGTH (mm) |
|-----------------|--------------------|---------------------|-------------------------|
| 41.320.067.01-2 | -                  | 43.618.201.01-2     | 18                      |
|                 |                    | 43.624.201.01-2     | 24                      |
|                 |                    | 43.632.201.01-2     | 32                      |

| STRAIGHT SCREW  | SCREWDRIVER TORX T6 |
|-----------------|---------------------|
| 40.320.007.01-2 | 43.601.107.01-2     |

| ANALOG          | LAB SCANBODY    |
|-----------------|-----------------|
| 22.614.096.01-2 | 30.414.008.01-2 |

LIBRARY OPTIONS: GH = Gingival Height CH = Cement Height IG = Adaptor 3mm  $\alpha_s$  = Standard maximum angulation  $\alpha_c$  = Captive maximum angulation  $\alpha_{di}$  = Direct to implant maximum angulation R = Rotational / Non-Engaging NR = Non Rotational / Engaging

**STANDARD DYNAMIC TIBASE**

|    | GINGIVAL HEIGHT | $\alpha_s$ | $\alpha_c$ | GINGIVAL HEIGHT | $\alpha_s$ | $\alpha_c$ | GINGIVAL HEIGHT | $\alpha_s$ | $\alpha_c$ | GINGIVAL HEIGHT | $\alpha_s$ | $\alpha_c$ | GINGIVAL HEIGHT | $\alpha_s$ | $\alpha_c$ |
|----|-----------------|------------|------------|-----------------|------------|------------|-----------------|------------|------------|-----------------|------------|------------|-----------------|------------|------------|
|    | 0.5 mm          |            |            | mm              |            |            | mm              |            |            | mm              |            |            | mm              |            |            |
| R  | 31.323.101.01-2 | 45°        | 30°        | -               | -          | -          | -               | -          | -          | -               | -          | -          | -               | -          | -          |
| NR | -               |            |            | -               | -          | -          | -               | -          | -          | -               | -          | -          | -               | -          | -          |

**DYNAMIC 3TIBASE**

|    | GINGIVAL HEIGHT | $\alpha_s$ | $\alpha_s$ | $\alpha_s$ |
|----|-----------------|------------|------------|------------|
|    |                 | CH+5mm     | CH+7mm     | CH+9mm     |
| R  | -               | -          | -          | -          |
| NR | -               | -          | -          | -          |

**REFERENCE SCANBODY**

| SCANBODY           | PEEK PINS                 | TYPE                      |     |
|--------------------|---------------------------|---------------------------|-----|
| 54.322.101.31-2    | 49.414.000.01-2 (6 mm)    | A                         |     |
|                    | 49.415.000.01-2 (9 mm)    |                           |     |
|                    | 49.416.000.01-2 (13 mm)   |                           |     |
|                    | 49.414.000.02-2 (6 mm)    | B                         |     |
|                    | 49.415.000.02-2 (9 mm)    |                           |     |
|                    | 49.416.000.02-2 (13 mm)   |                           |     |
|                    | 49.414.000.03-2 (6 mm)    | C                         |     |
|                    | 49.415.000.03-2 (9 mm)    |                           |     |
|                    | 49.416.000.03-2 (13 mm)   |                           |     |
|                    |                           | <b>CAPS</b>               | mm  |
|                    |                           | 49.418.000.01-2 (Regular) | 3.8 |
|                    |                           | 49.418.000.02-2 (Wide)    |     |
|                    | 49.419.000.01-2 (Regular) | 6                         |     |
|                    | 49.419.000.02-2 (Wide)    |                           |     |
|                    | 49.420.000.01-2 (Regular) | 8                         |     |
|                    | 49.420.000.02-2 (Wide)    |                           |     |
| <b>SCREWDRIVER</b> | 43.601.107.01-2           |                           |     |

**DYNAMIC SCANBODY (LAB/CLIN)**

**DIGITAL ANALOG**

**DYNAMIC MILLING TOOL**

**SCANALOG**

| SCANBODY        | HEIGHT mm | ADAPTOR         | SCREWDRIVER ADAPTOR | DIGITAL ANALOG  |
|-----------------|-----------|-----------------|---------------------|-----------------|
| 52.409.133.01-2 | 9         | 50.313.101.01-2 | 43.621.410.01-2     | 34.613.101.01-2 |
|                 |           |                 | 43.624.410.01-2     |                 |
| -               | -         |                 |                     |                 |

| DYNAMIC MILLING TOOL | SHANK | $\alpha_{di}$ | SCANALOG        |
|----------------------|-------|---------------|-----------------|
| 33.335.676.01-2      | 3     | 30°           | 23.413.101.01-2 |
| 33.435.676.01-2      | 4     |               |                 |
| 33.635.676.01-2      | 6     |               |                 |

**DYNAMIC SCREWS**

| DYNAMIC SCREW   | HIGH DYNAMIC SCREW | DYNAMIC SCREWDRIVER | SCREWDRIVER LENGTH (mm) |
|-----------------|--------------------|---------------------|-------------------------|
| 41.314.043.01-2 | -                  | 43.618.201.01-2     | 18                      |
|                 |                    | 43.624.201.01-2     | 24                      |
|                 |                    | 43.632.201.01-2     | 32                      |

**STRAIGHT SCREWS**

| STRAIGHT SCREW  | SCREWDRIVER TORX T6 |
|-----------------|---------------------|
| 40.314.007.01-2 | 43.601.107.01-2     |

**ANALOG**

**LAB SCANBODY**

|   |                 |
|---|-----------------|
| - | 30.413.005.01-2 |
|---|-----------------|

**LIBRARY OPTIONS:** GH = Gingival Height CH = Cement Height IG = Adaptor 3mm  $\alpha_s$  = Standard maximum angulation  $\alpha_c$  = Captive maximum angulation  $\alpha_{di}$  = Direct to implant maximum angulation R = Rotational / Non-Engaging NR = Non Rotational / Engaging

STANDARD DYNAMIC TIBASE

|    | GINGIVAL HEIGHT | $\alpha_s$ | $\alpha_c$ | GINGIVAL HEIGHT | $\alpha_s$ | $\alpha_c$ | GINGIVAL HEIGHT | $\alpha_s$ | $\alpha_c$ | GINGIVAL HEIGHT | $\alpha_s$ | $\alpha_c$ | GINGIVAL HEIGHT | $\alpha_s$ | $\alpha_c$ |
|----|-----------------|------------|------------|-----------------|------------|------------|-----------------|------------|------------|-----------------|------------|------------|-----------------|------------|------------|
|    | 1.8 mm          |            |            | mm              |            |            | mm              |            |            | mm              |            |            | mm              |            |            |
| R  | 31.322.102.01-2 | 38°        | 18°        | -               | -          | -          | -               | -          | -          | -               | -          | -          | -               | -          | -          |
| NR | 31.312.102.01-2 |            |            | -               | -          | -          | -               | -          | -          | -               | -          | -          | -               | -          | -          |

DYNAMIC 3TIBASE

|    | GINGIVAL HEIGHT | $\alpha_s$ | $\alpha_s$ | $\alpha_s$ | GINGIVAL HEIGHT | $\alpha_s$ | $\alpha_s$ | $\alpha_s$ | GINGIVAL HEIGHT | $\alpha_s$ | $\alpha_s$ | $\alpha_s$ |
|----|-----------------|------------|------------|------------|-----------------|------------|------------|------------|-----------------|------------|------------|------------|
|    | 1 mm            | CH-5mm     | CH+ 7mm    | CH+ 9mm    | 1.8 mm          | CH-5mm     | CH+ 7mm    | CH+ 9mm    | 3 mm            | CH-5mm     | CH+ 7mm    | CH+ 9mm    |
| R  | 31.322.102.29-2 | 30°        | 25°        | 20°        | 31.322.102.21-2 | 25°        | 15°        | 10°        | 31.322.102.23-2 | 20°        | 20°        | 15°        |
| NR | 31.312.102.29-2 |            |            |            | 31.312.102.21-2 |            |            |            | 31.312.102.23-2 |            |            |            |

DYNAMIC SCANBODY (LAB/CLIN)

DIGITAL ANALOG

DYNAMIC MILLING TOOL

SCANALOG

SCANBODY OP

| SCANBODY        | HEIGHT mm | ADAPTOR                     | SCREWDRIVER ADAPTOR | DIGITAL ANALOG          | DYNAMIC MILLING TOOL | SHANK                   | $\alpha_{di}$         | SCANALOG        | SCANBODY                | PEEK PINS               | TYPE |
|-----------------|-----------|-----------------------------|---------------------|-------------------------|----------------------|-------------------------|-----------------------|-----------------|-------------------------|-------------------------|------|
| 52.410.128.01-2 | 10        | 50.312.102.03-2<br>(IG-3mm) | 43.621.415.01-2     | 34.612.102.01-2         | 33.345.856.01-2      | 3                       | 25°                   | 23.412.102.01-2 | 54.315.102.21-2         | 49.414.000.01-2 (6 mm)  | A    |
| -               | -         |                             |                     |                         | 33.445.856.01-2      | 4                       |                       |                 |                         | 49.415.000.01-2 (9 mm)  |      |
| -               | -         |                             |                     |                         | 33.635.856.01-2      | 6                       |                       |                 |                         | 49.416.000.01-2 (13 mm) |      |
| -               | -         | -                           | -                   | -                       | -                    | 49.414.000.02-2 (6 mm)  | B                     |                 |                         |                         |      |
| -               | -         | -                           | -                   | -                       | -                    | 49.415.000.02-2 (9 mm)  |                       |                 |                         |                         |      |
| -               | -         | -                           | -                   | -                       | -                    | 49.416.000.02-2 (13 mm) |                       |                 |                         |                         |      |
| -               | -         | -                           | -                   | -                       | -                    | -                       | -                     | -               | 49.414.000.03-2 (6 mm)  | C                       |      |
| -               | -         | -                           | -                   | -                       | -                    | -                       | -                     | -               | 49.415.000.03-2 (9 mm)  |                         |      |
| -               | -         | -                           | -                   | -                       | -                    | -                       | -                     | -               | 49.416.000.03-2 (13 mm) |                         |      |
| DYNAMIC SCREW   |           | HIGH DYNAMIC SCREW          | DYNAMIC SCREWDRIVER | SCREWDRIVER LENGTH (mm) | STRAIGHT SCREW       |                         | SCREWDRIVER Hex. 1.27 | SCREWDRIVER     |                         | 43.625.105.01-2         |      |
| 41.317.065.01-2 | -         | -                           | 43.618.201.01-2     | 18                      | 40.317.005.02-2      | -                       | 43.601.105.01-2       | ANALOG          |                         | -                       |      |
| -               | -         | -                           | 43.624.201.01-2     | 24                      | -                    | -                       | -                     | LAB SCANBODY    |                         | 30.412.001.01-2         |      |
| -               | -         | -                           | 43.632.201.01-2     | 32                      | -                    | -                       | -                     | -               |                         | -                       |      |

DYNAMIC SCREWS

STRAIGHT SCREWS

ANALOG

LAB SCANBODY

MULTI-UNIT

ANGULATED MULTI-UNIT

|   | GINGIVAL HEIGHT | GINGIVAL HEIGHT | GINGIVAL HEIGHT | GINGIVAL HEIGHT |
|---|-----------------|-----------------|-----------------|-----------------|
|   | 1 mm            | 2 mm            | 3 mm            | 4 mm            |
| R | 42.302.102.01-2 | 42.302.102.02-2 | 42.302.102.03-2 | 42.302.102.04-2 |

|    | GINGIVAL HEIGHT | GINGIVAL HEIGHT | GINGIVAL HEIGHT | GINGIVAL HEIGHT |
|----|-----------------|-----------------|-----------------|-----------------|
|    | 1.5 mm          | 2.5 mm          | 3.5 mm          | 4.5 mm          |
| NR | -               | 48.302.102.02-2 | -               | -               |

LIBRARY OPTIONS: GH = Gingival Height CH = Cement Height IG = Adaptor 3mm  $\alpha_s$  = Standard maximum angulation  $\alpha_c$  = Captive maximum angulation  $\alpha_{di}$  = Direct to implant maximum angulation R = Rotational / Non-Engaging NR = Non Rotational / Engaging

STANDARD DYNAMIC TIBASE

|    | GINGIVAL HEIGHT | $\alpha_s$ | $\alpha_c$ | GINGIVAL HEIGHT | $\alpha_s$ | $\alpha_c$ | GINGIVAL HEIGHT | $\alpha_s$ | $\alpha_c$ | GINGIVAL HEIGHT | $\alpha_s$ | $\alpha_c$ | GINGIVAL HEIGHT | $\alpha_s$ | $\alpha_c$ |
|----|-----------------|------------|------------|-----------------|------------|------------|-----------------|------------|------------|-----------------|------------|------------|-----------------|------------|------------|
|    | 1.2 mm          |            |            | mm              |            |            | mm              |            |            | mm              |            |            | mm              |            |            |
| R  | 31.322.109.01-2 | 45°        | 29°        | -               | -          | -          | -               | -          | -          | -               | -          | -          | -               | -          | -          |
| NR | 31.312.109.01-2 |            |            | -               | -          | -          | -               | -          | -          | -               | -          | -          | -               | -          | -          |

DYNAMIC 3TIBASE

|    | GINGIVAL HEIGHT | $\alpha_s$ | $\alpha_s$ | $\alpha_s$ |
|----|-----------------|------------|------------|------------|
|    |                 | CH+5mm     | CH+ 7mm    | CH+ 9mm    |
| R  | -               | -          | -          | -          |
| NR | -               | -          | -          | -          |

DYNAMIC SCANBODY (LAB/CLIN)

DIGITAL ANALOG

| SCANBODY        | HEIGHT mm | ADAPTOR         | SCREWDRIVER ADAPTOR | DIGITAL ANALOG  |
|-----------------|-----------|-----------------|---------------------|-----------------|
| 52.410.128.01-2 | 10        | 50.312.109.01-2 | 43.621.415.01-2     | 34.612.109.01-2 |
|                 |           |                 |                     |                 |
| -               | -         |                 |                     |                 |

DYNAMIC MILLING TOOL

| DYNAMIC MILLING TOOL | SHANK | $\alpha_{di}$ |
|----------------------|-------|---------------|
| 33.360.754.01-2*     | 3     | 25°           |
| 33.460.754.01-2*     | 4     |               |
| 33.660.754.01-2*     | 6     |               |

\*Only for R

DYNAMIC SCREWS

| DYNAMIC SCREW   | HIGH DYNAMIC SCREW | DYNAMIC SCREWDRIVER | SCREWDRIVER LENGTH (mm) |
|-----------------|--------------------|---------------------|-------------------------|
| 41.314.070.01-2 | -                  | 43.618.201.01-2     | 18                      |
|                 |                    | 43.624.201.01-2     | 24                      |
|                 |                    | 43.632.201.01-2     | 32                      |

STRAIGHT SCREWS

| STRAIGHT SCREW  | SCREWDRIVER Hex. 1.27 |
|-----------------|-----------------------|
| 40.314.005.02-2 | 43.601.105.01-2       |

ANALOG

|   |
|---|
| - |
|---|

LAB SCANBODY

|                 |
|-----------------|
| 30.412.001.01-2 |
|-----------------|

LIBRARY OPTIONS: GH = Gingival Height CH = Cement Height IG = Adaptor 3mm  $\alpha_s$  = Standard maximum angulation  $\alpha_c$  = Captive maximum angulation  $\alpha_{di}$  = Direct to implant maximum angulation R = Rotational / Non-Engaging NR = Non Rotational / Engaging

STANDARD DYNAMIC TIBASE

|    | GINGIVAL HEIGHT | $\alpha_s$ | $\alpha_c$ | GINGIVAL HEIGHT | $\alpha_s$ | $\alpha_c$ | GINGIVAL HEIGHT | $\alpha_s$ | $\alpha_c$ | GINGIVAL HEIGHT | $\alpha_s$ | $\alpha_c$ | GINGIVAL HEIGHT | $\alpha_s$ | $\alpha_c$ |
|----|-----------------|------------|------------|-----------------|------------|------------|-----------------|------------|------------|-----------------|------------|------------|-----------------|------------|------------|
|    | 0.4 mm          |            |            | mm              |            |            | mm              |            |            | mm              |            |            | mm              |            |            |
| R  | 31.320.110.01-2 | 45°        | 30°        | -               | -          | -          | -               | -          | -          | -               | -          | -          | -               | -          | -          |
| NR | 31.310.110.01-2 |            |            | -               | -          | -          | -               | -          | -          | -               | -          | -          | -               | -          | -          |

DYNAMIC 3TIBASE

|    | GINGIVAL HEIGHT | $\alpha_s$ | $\alpha_s$ | $\alpha_s$ |
|----|-----------------|------------|------------|------------|
|    |                 | CH+5mm     | CH+ 7mm    | CH+ 9mm    |
| R  | -               | -          | -          | -          |
| NR | -               | -          | -          | -          |

DYNAMIC SCANBODY (LAB/CLIN)

DIGITAL ANALOG

| SCANBODY        | HEIGHT mm | ADAPTOR                   | SCREWDRIVER ADAPTOR                | DIGITAL ANALOG  |
|-----------------|-----------|---------------------------|------------------------------------|-----------------|
| 52.410.117.01-2 | 10        | 50.310.110.04-2<br>IG=3mm | 43.621.410.01-2<br>43.624.410.01-2 | 34.610.110.01-2 |
|                 |           |                           |                                    |                 |
| 52.412.117.01-2 | 12        |                           |                                    |                 |

DYNAMIC MILLING TOOL

| DYNAMIC MILLING TOOL | SHANK | $\alpha_{di}$ |
|----------------------|-------|---------------|
| 33.360.756.01-2      | 3     | 20°           |
| 33.460.756.01-2      | 4     |               |
| 33.660.756.01-2      | 6     |               |

DYNAMIC SCREWS

| DYNAMIC SCREW   | HIGH DYNAMIC SCREW | DYNAMIC SCREWDRIVER | SCREWDRIVER LENGTH (mm) |
|-----------------|--------------------|---------------------|-------------------------|
| 41.318.083.01-2 | -                  | 43.618.201.01-2     | 18                      |
|                 |                    | 43.624.201.01-2     | 24                      |
|                 |                    | 43.632.201.01-2     | 32                      |

STRAIGHT SCREWS

| STRAIGHT SCREW | SCREWDRIVER TORX T6 |
|----------------|---------------------|
| -              | 43.601.107.01-2     |

ANALOG

LAB SCANBODY

|   |                 |
|---|-----------------|
| - | 30.410.006.01-2 |
|---|-----------------|

LIBRARY OPTIONS: GH = Gingival Height CH = Cement Height IG = Adaptor 3mm  $\alpha_s$  = Standard maximum angulation  $\alpha_c$  = Captive maximum angulation  $\alpha_{di}$  = Direct to implant maximum angulation R = Rotational / Non-Engaging NR = Non Rotational / Engaging

STANDARD DYNAMIC TIBASE

|    | GINGIVAL HEIGHT | $\alpha_s$ | $\alpha_c$ | GINGIVAL HEIGHT | $\alpha_s$ | $\alpha_c$      | GINGIVAL HEIGHT | $\alpha_s$ | $\alpha_c$ | GINGIVAL HEIGHT | $\alpha_s$ | $\alpha_c$ | GINGIVAL HEIGHT | $\alpha_s$ | $\alpha_c$ |
|----|-----------------|------------|------------|-----------------|------------|-----------------|-----------------|------------|------------|-----------------|------------|------------|-----------------|------------|------------|
|    | 0.4 mm          |            |            | mm              |            |                 | 2.5 mm          |            |            | mm              |            |            | mm              |            |            |
| R  | 31.323.111.01-2 | 45°        | 30°        | -               | -          | -               | -               | 25°        | -          | -               | -          | -          | -               | -          | -          |
| NR | 31.313.111.01-2 |            |            | -               | -          | 31.313.111.03-2 | -               |            | -          | -               | -          | -          |                 |            |            |

DYNAMIC 3TIBASE

|    | GINGIVAL HEIGHT | $\alpha_s$ | $\alpha_s$ | $\alpha_s$ |
|----|-----------------|------------|------------|------------|
|    |                 | CH+5mm     | CH+7mm     | CH+9mm     |
| R  | -               | -          | -          | -          |
| NR | -               | -          | -          | -          |

DYNAMIC SCANBODY (LAB/CLIN)

DIGITAL ANALOG

| SCANBODY        | HEIGHT mm | ADAPTOR                   | SCREWDRIVER ADAPTOR | DIGITAL ANALOG  |
|-----------------|-----------|---------------------------|---------------------|-----------------|
| 52.410.117.01-2 | 10        | 50.310.110.04-2<br>IG=3mm | 43.621.410.01-2     | 34.610.110.01-2 |
|                 |           |                           | 43.624.410.01-2     |                 |
| 52.412.117.01-2 | 12        |                           |                     |                 |

DYNAMIC MILLING TOOL

| DYNAMIC MILLING TOOL | SHANK | $\alpha_{di}$ |
|----------------------|-------|---------------|
| 33.360.756.01-2      | 3     | 20°           |
| 33.460.756.01-2      | 4     |               |
| 33.660.756.01-2      | 6     |               |

DYNAMIC SCREWS

| DYNAMIC SCREW   | HIGH DYNAMIC SCREW | DYNAMIC SCREWDRIVER | SCREWDRIVER LENGTH (mm) |
|-----------------|--------------------|---------------------|-------------------------|
| 41.318.083.01-2 | -                  | 43.618.201.01-2     | 18                      |
|                 |                    | 43.624.201.01-2     | 24                      |
|                 |                    | 43.632.201.01-2     | 32                      |

STRAIGHT SCREWS

| STRAIGHT SCREW | SCREWDRIVER TORX T6 |
|----------------|---------------------|
| -              | 43.601.107.01-2     |

ANALOG

LAB SCANBODY

|   |                 |
|---|-----------------|
| - | 30.413.002.01-2 |
|---|-----------------|

LIBRARY OPTIONS: GH = Gingival Height CH = Cement Height IG = Adaptor 3mm  $\alpha_s$  = Standard maximum angulation  $\alpha_c$  = Captive maximum angulation  $\alpha_{di}$  = Direct to implant maximum angulation R = Rotational / Non-Engaging NR = Non Rotational / Engaging

STANDARD DYNAMIC TIBASE

|    | GINGIVAL HEIGHT | $\alpha_s$ | $\alpha_c$ | GINGIVAL HEIGHT | $\alpha_s$ | $\alpha_c$ | GINGIVAL HEIGHT | $\alpha_s$ | $\alpha_c$ | GINGIVAL HEIGHT | $\alpha_s$ | $\alpha_c$ | GINGIVAL HEIGHT | $\alpha_s$ | $\alpha_c$ |
|----|-----------------|------------|------------|-----------------|------------|------------|-----------------|------------|------------|-----------------|------------|------------|-----------------|------------|------------|
|    | 1 mm            |            |            | 2 mm            |            |            | mm              |            |            | mm              |            |            | mm              |            |            |
| R  | 31.321.119.01-2 | 35°        | -          | 31.321.119.02-2 | 30°        | -          | -               | -          | -          | -               | -          | -          | -               | -          | -          |
| NR | 31.311.119.01-2 |            |            | 31.311.119.02-2 |            |            | -               | -          | -          | -               | -          | -          | -               | -          | -          |

DYNAMIC 3TIBASE

|    | GINGIVAL HEIGHT | $\alpha_s$ | $\alpha_s$ | $\alpha_s$ |
|----|-----------------|------------|------------|------------|
|    |                 | CH+5mm     | CH+7mm     | CH+9mm     |
| R  | -               | -          | -          | -          |
| NR | -               | -          | -          | -          |

DYNAMIC SCANBODY (LAB/CLIN)

DIGITAL ANALOG

| SCANBODY        | HEIGHT mm | ADAPTOR                   | SCREWDRIVER ADAPTOR | DIGITAL ANALOG  |
|-----------------|-----------|---------------------------|---------------------|-----------------|
| 52.410.132.01-2 | 10        | 50.311.119.03-2<br>IG=3mm | 43.621.415.01-2     | 34.611.119.01-2 |
|                 |           |                           |                     |                 |
| 52.412.132.01-2 | 12        |                           |                     |                 |

DYNAMIC MILLING TOOL

| DYNAMIC MILLING TOOL | SHANK | $\alpha_{di}$ |
|----------------------|-------|---------------|
| 33.360.756.01-2      | 3     | 25            |
| 33.460.756.01-2      | 4     |               |
| 33.660.756.01-2      | 6     |               |

DYNAMIC SCREWS

| DYNAMIC SCREW   | HIGH DYNAMIC SCREW | DYNAMIC SCREWDRIVER | SCREWDRIVER LENGTH (mm) |
|-----------------|--------------------|---------------------|-------------------------|
| 41.316.080.01-2 | -                  | 43.618.201.01-2     | 18                      |
|                 |                    | 43.624.201.01-2     | 24                      |
|                 |                    | 43.632.201.01-2     | 32                      |

STRAIGHT SCREWS

| STRAIGHT SCREW  | SCREWDRIVER Hex. 1,27 | ANALOG | LAB SCANBODY    |
|-----------------|-----------------------|--------|-----------------|
| 40.316.005.07-2 | 43.601.105.01-2       | -      | 30.410.006.01-2 |

MULTI-UNIT

|   | GINGIVAL HEIGHT | GINGIVAL HEIGHT | GINGIVAL HEIGHT | GINGIVAL HEIGHT |
|---|-----------------|-----------------|-----------------|-----------------|
|   | 1 mm            | 2 mm            | 3 mm            | 4 mm            |
| R | 42.301.119.01-2 | 42.301.119.02-2 | 42.301.119.03-2 | 42.301.119.04-2 |

ANGULATED MULTI-UNIT

|    | GINGIVAL HEIGHT | GINGIVAL HEIGHT | GINGIVAL HEIGHT | GINGIVAL HEIGHT |
|----|-----------------|-----------------|-----------------|-----------------|
|    | 1,5 mm          | 2,5 mm          | 3,5 mm          | 4,5 mm          |
| NR | -               | -               | 48.312.119.03-2 | -               |

LIBRARY OPTIONS: GH = Gingival Height CH = Cement Height IG = Adaptor 3mm  $\alpha_s$  = Standard maximum angulation  $\alpha_c$  = Captive maximum angulation  $\alpha_{di}$  = Direct to implant maximum angulation R = Rotational / Non-Engaging NR = Non Rotational / Engaging

STANDARD DYNAMIC TIBASE

|    | GINGIVAL HEIGHT<br>1 mm | $\alpha_s$ | $\alpha_c$ | GINGIVAL HEIGHT<br>mm | $\alpha_s$ | $\alpha_c$ | GINGIVAL HEIGHT<br>mm | $\alpha_s$ | $\alpha_c$ | GINGIVAL HEIGHT<br>mm | $\alpha_s$ | $\alpha_c$ | GINGIVAL HEIGHT<br>mm | $\alpha_s$ | $\alpha_c$ |
|----|-------------------------|------------|------------|-----------------------|------------|------------|-----------------------|------------|------------|-----------------------|------------|------------|-----------------------|------------|------------|
| R  | 31.323.121.01-2         | 45°        | 25°        | -                     | -          | -          | -                     | -          | -          | -                     | -          | -          | -                     | -          | -          |
| NR | 31.313.121.01-2         |            |            | -                     | -          | -          | -                     | -          | -          | -                     | -          | -          | -                     | -          | -          |

DYNAMIC 3TIBASE

|    | GINGIVAL HEIGHT<br>2mm | $\alpha_s$<br>CH+5mm | $\alpha_s$<br>CH+ 7mm | $\alpha_s$<br>CH+ 9mm | GINGIVAL HEIGHT<br>3mm | $\alpha_s$<br>CH+5mm | $\alpha_s$<br>CH+ 7mm | $\alpha_s$<br>CH+ 9mm |
|----|------------------------|----------------------|-----------------------|-----------------------|------------------------|----------------------|-----------------------|-----------------------|
| R  | -                      | 25°                  | 20°                   | 15°                   | -                      | 25°                  | 20°                   | 10°                   |
| NR | 31.313.121.22-2        |                      |                       |                       | 31.313.121.23-2        |                      |                       |                       |

DYNAMIC SCANBODY (LAB/CLIN)

DIGITAL ANALOG

DYNAMIC MILLING TOOL

| SCANBODY        | HEIGHT<br>mm | ADAPTOR                   | SCREWDRIVER<br>ADAPTOR             | DIGITAL<br>ANALOG |
|-----------------|--------------|---------------------------|------------------------------------|-------------------|
| 52.410.108.01-2 | 10           | 50.312.120.03-2<br>IG-3mm | 43.621.410.01-2<br>43.624.410.01-2 | 34.612.120.01-2   |
| 52.412.108.01-2 | 12           |                           |                                    |                   |

| DYNAMIC MILLING TOOL | SHANK | $\alpha_{di}$ |
|----------------------|-------|---------------|
| 33.360.754.01-2      | 3     | 20°           |
| 33.460.754.01-2      | 4     |               |
| 33.660.754.01-2      | 6     |               |

DYNAMIC SCREWS

STRAIGHT SCREWS

| DYNAMIC SCREW   | HIGH DYNAMIC SCREW | DYNAMIC SCREWDRIVER | SCREWDRIVER LENGTH (mm) |
|-----------------|--------------------|---------------------|-------------------------|
| 41.316.080.01-2 | -                  | 43.618.201.01-2     | 18                      |
|                 |                    | 43.624.201.01-2     | 24                      |
|                 |                    | 43.632.201.01-2     | 32                      |

| STRAIGHT SCREW  | SCREWDRIVER Hex. 1.27 |
|-----------------|-----------------------|
| 40.316.005.07-2 | 43.601.105.01-2       |

| ANALOG | LAB SCANBODY    |
|--------|-----------------|
| -      | 30.413.002.01-2 |

MULTI-UNIT

ANGULATED MULTI-UNIT

|   | GINGIVAL HEIGHT<br>1 mm | GINGIVAL HEIGHT<br>2 mm | GINGIVAL HEIGHT<br>3 mm | GINGIVAL HEIGHT<br>4 mm |
|---|-------------------------|-------------------------|-------------------------|-------------------------|
| R | 42.303.121.01-2         | 42.303.121.02-2         | 42.303.121.03-2         | 42.303.121.04-2         |

|    | GINGIVAL HEIGHT<br>1,5 mm | GINGIVAL HEIGHT<br>2,5 mm | GINGIVAL HEIGHT<br>3,5 mm | GINGIVAL HEIGHT<br>4,5 mm |
|----|---------------------------|---------------------------|---------------------------|---------------------------|
| NR | -                         | 48.302.120.02-2           | 48.312.120.03-2           | -                         |

LIBRARY OPTIONS: GH = Gingival Height CH = Cement Height IG = Adaptor 3mm  $\alpha_s$  = Standard maximum angulation  $\alpha_c$  = Captive maximum angulation  $\alpha_{di}$  = Direct to implant maximum angulation R = Rotational / Non-Engaging NR = Non Rotational / Engaging



**STANDARD DYNAMIC TIBASE**

|    | GINGIVAL HEIGHT<br>1 mm | $\alpha_s$ | $\alpha_c$ | GINGIVAL HEIGHT<br>mm | $\alpha_s$ | $\alpha_c$ | GINGIVAL HEIGHT<br>mm | $\alpha_s$ | $\alpha_c$ | GINGIVAL HEIGHT<br>mm | $\alpha_s$ | $\alpha_c$ | GINGIVAL HEIGHT<br>mm | $\alpha_s$ | $\alpha_c$ |
|----|-------------------------|------------|------------|-----------------------|------------|------------|-----------------------|------------|------------|-----------------------|------------|------------|-----------------------|------------|------------|
| R  | 31.323.121.01-2         | 45°        | 25°        | -                     | -          | -          | -                     | -          | -          | -                     | -          | -          | -                     | -          | -          |
| NR | 31.313.121.01-2         |            |            | -                     | -          | -          | -                     | -          | -          | -                     | -          | -          | -                     | -          | -          |

**DYNAMIC 3TIBASE**

|    | GINGIVAL HEIGHT<br>2mm | $\alpha_s$<br>CH+5mm | $\alpha_s$<br>CH+ 7mm | $\alpha_s$<br>CH+ 9mm | GINGIVAL HEIGHT<br>3mm | $\alpha_s$<br>CH+5mm | $\alpha_s$<br>CH+ 7mm | $\alpha_s$<br>CH+ 9mm |
|----|------------------------|----------------------|-----------------------|-----------------------|------------------------|----------------------|-----------------------|-----------------------|
| R  | -                      | 25°                  | 20°                   | 15°                   | -                      | 25°                  | 20°                   | 10°                   |
| NR | 31.313.121.22-2        |                      |                       |                       | 31.313.121.23-2        |                      |                       |                       |

**DYNAMIC SCANBODY (LAB/CLIN)**

**DIGITAL ANALOG**

| SCANBODY        | HEIGHT<br>mm | ADAPTOR                   | SCREWDRIVER<br>ADAPTOR | DIGITAL<br>ANALOG |
|-----------------|--------------|---------------------------|------------------------|-------------------|
| 52.410.109.01-2 | 10           | 50.313.121.01-2           | 43.621.410.01-2        | 34.613.121.01-2   |
|                 |              | 50.313.121.03-2<br>IG=3mm | 43.624.410.01-2        |                   |
| 52.412.109.01-2 | 12           |                           |                        |                   |

**DYNAMIC MILLING TOOL**

| DYNAMIC<br>MILLING TOOL | SHANK | $\alpha_{di}$ |
|-------------------------|-------|---------------|
| 33.360.754.01-2         | 3     | 20°           |
| 33.460.754.01-2         | 4     |               |
| 33.660.754.01-2         | 6     |               |

**DYNAMIC SCREWS**

| DYNAMIC<br>SCREW | HIGH DYNAMIC<br>SCREW | DYNAMIC<br>SCREWDRIVER | SCREWDRIVER<br>LENGTH (mm) |
|------------------|-----------------------|------------------------|----------------------------|
| 41.316.080.01-2  | -                     | 43.618.201.01-2        | 18                         |
|                  |                       | 43.624.201.01-2        | 24                         |
|                  |                       | 43.632.201.01-2        | 32                         |

**STRAIGHT SCREWS**

| STRAIGHT<br>SCREW | SCREWDRIVER<br>Hex. 1.27 |
|-------------------|--------------------------|
| 40.316.005.07-2   | 43.601.105.01-2          |

**ANALOG**

**LAB SCANBODY**

|   |                 |
|---|-----------------|
| - | 30.413.002.01-2 |
|---|-----------------|

**MULTI-UNIT**

|   | GINGIVAL<br>HEIGHT<br>1 mm | GINGIVAL<br>HEIGHT<br>2 mm | GINGIVAL<br>HEIGHT<br>3 mm | GINGIVAL<br>HEIGHT<br>4 mm |
|---|----------------------------|----------------------------|----------------------------|----------------------------|
| R | 42.303.121.01-2            | 42.303.121.02-2            | 42.303.121.03-2            | 42.303.121.04-2            |

**LIBRARY OPTIONS:** GH = Gingival Height CH = Cement Height IG = Adaptor 3mm  $\alpha_s$  = Standard maximum angulation  $\alpha_c$  = Captive maximum angulation  $\alpha_{di}$  = Direct to implant maximum angulation R = Rotational / Non-Engaging NR = Non Rotational / Engaging

**STANDARD DYNAMIC TIBASE**

|    | GINGIVAL HEIGHT | $\alpha_s$ | $\alpha_c$ | GINGIVAL HEIGHT | $\alpha_s$ | $\alpha_c$ | GINGIVAL HEIGHT | $\alpha_s$ | $\alpha_c$ | GINGIVAL HEIGHT | $\alpha_s$ | $\alpha_c$ | GINGIVAL HEIGHT | $\alpha_s$ | $\alpha_c$ |
|----|-----------------|------------|------------|-----------------|------------|------------|-----------------|------------|------------|-----------------|------------|------------|-----------------|------------|------------|
|    | 1.4 mm          |            |            | mm              |            |            | mm              |            |            | mm              |            |            | mm              |            |            |
| R  | 31.324.124.01-2 | 42°        | 19°        | -               | -          | -          | -               | -          | -          | -               | -          | -          | -               | -          | -          |
| NR | 31.314.124.01-2 |            |            | -               | -          | -          | -               | -          | -          | -               | -          | -          | -               | -          | -          |

**DYNAMIC 3TIBASE**

|    | GINGIVAL HEIGHT | $\alpha_s$ | $\alpha_s$ | $\alpha_s$ |
|----|-----------------|------------|------------|------------|
|    |                 | CH+5mm     | CH+ 7mm    | CH+ 9mm    |
| R  | -               | -          | -          | -          |
| NR | -               | -          | -          | -          |

**DYNAMIC SCANBODY (LAB/CLIN)**

**DIGITAL ANALOG**

| SCANBODY        | HEIGHT mm | ADAPTOR         | SCREWDRIVER ADAPTOR                | DIGITAL ANALOG  |
|-----------------|-----------|-----------------|------------------------------------|-----------------|
| 52.410.125.01-2 | 10        | 50.314.124.01-2 | 43.621.410.01-2<br>43.624.410.01-2 | 34.614.124.01-2 |
| -               | -         |                 |                                    |                 |
| -               | -         |                 |                                    |                 |

**DYNAMIC MILLING TOOL**

| DYNAMIC MILLING TOOL | SHANK | $\alpha_{di}$ |
|----------------------|-------|---------------|
| 33.335.758.01-2      | 3     | 30°           |
| 33.435.758.01-2      | 4     |               |
| 33.635.758.01-2      | 6     |               |

**SCANBODY OP**

| SCANBODY           | PEEK PINS               | TYPE |
|--------------------|-------------------------|------|
| 54.315.125.21-2    | 49.414.000.01-2 (6 mm)  | A    |
|                    | 49.415.000.01-2 (9 mm)  |      |
|                    | 49.416.000.01-2 (13 mm) |      |
|                    | 49.414.000.02-2 (6 mm)  | B    |
|                    | 49.415.000.02-2 (9 mm)  |      |
|                    | 49.416.000.02-2 (13 mm) |      |
|                    | 49.414.000.03-2 (6 mm)  | C    |
|                    | 49.415.000.03-2 (9 mm)  |      |
|                    | 49.416.000.03-2 (13 mm) |      |
| <b>SCREWDRIVER</b> | 43.625.108.01-2         |      |

**DYNAMIC SCREWS**

| DYNAMIC SCREW   | HIGH DYNAMIC SCREW | DYNAMIC SCREWDRIVER | SCREWDRIVER LENGTH (mm) |
|-----------------|--------------------|---------------------|-------------------------|
| 41.320.075.01-2 | -                  | 43.618.201.01-2     | 18                      |
|                 |                    | 43.624.201.01-2     | 24                      |
|                 |                    | 43.632.201.01-2     | 32                      |

**STRAIGHT SCREWS**

| STRAIGHT SCREW  | SCREWDRIVER UNIGRIP |
|-----------------|---------------------|
| 40.320.008.02-2 | 43.625.108.01-2     |

**ANALOG**

**LAB SCANBODY**

|   |                 |
|---|-----------------|
| - | 30.412.003.01-2 |
|---|-----------------|

**LIBRARY OPTIONS:** GH = Gingival Height CH = Cement Height IG = Adaptor 3mm  $\alpha_s$  = Standard maximum angulation  $\alpha_c$  = Captive maximum angulation  $\alpha_{di}$  = Direct to implant maximum angulation R = Rotational / Non-Engaging NR = Non Rotational / Engaging

STANDARD DYNAMIC TIBASE

|    | GINGIVAL HEIGHT | $\alpha_s$ | $\alpha_c$ | GINGIVAL HEIGHT | $\alpha_s$ | $\alpha_c$ | GINGIVAL HEIGHT | $\alpha_s$ | $\alpha_c$ | GINGIVAL HEIGHT | $\alpha_s$ | $\alpha_c$ | GINGIVAL HEIGHT | $\alpha_s$ | $\alpha_c$ |
|----|-----------------|------------|------------|-----------------|------------|------------|-----------------|------------|------------|-----------------|------------|------------|-----------------|------------|------------|
|    | 1.1 mm          |            |            | 2 mm            |            |            | mm              |            |            | mm              |            |            | mm              |            |            |
| R  | 31.323.125.01-2 | 42°        | 20°        | 31.323.125.02-2 | 25°        | -          | -               | -          | -          | -               | -          | -          | -               | -          | -          |
| NR | 31.313.125.01-2 |            |            | 31.313.125.02-2 |            | -          | -               | -          | -          | -               | -          | -          | -               | -          |            |

DYNAMIC 3TIBASE

|    | GINGIVAL HEIGHT | $\alpha_s$ | $\alpha_s$ | $\alpha_s$ | GINGIVAL HEIGHT | $\alpha_s$ | $\alpha_s$ | $\alpha_s$ |
|----|-----------------|------------|------------|------------|-----------------|------------|------------|------------|
|    | 1.1 mm          | CH+5mm     | CH+ 7mm    | CH+ 9mm    | 3 mm            | CH+5mm     | CH+ 7mm    | CH+ 9mm    |
| R  | 31.323.125.21-2 | 30°        | 25°        | 15°        | -               | 20°        | 15°        | 10°        |
| NR | 31.313.125.21-2 |            |            |            | 31.313.125.23-2 |            |            |            |

DYNAMIC SCANBODY (LAB/CLIN)

DIGITAL ANALOG

| SCANBODY        | HEIGHT mm | ADAPTOR         | SCREWDRIVER ADAPTOR                | DIGITAL ANALOG  |
|-----------------|-----------|-----------------|------------------------------------|-----------------|
| 52.410.117.01-2 | 10        | 50.313.125.01-2 | 43.621.410.01-2<br>43.624.410.01-2 | 34.613.125.01-2 |
| 52.412.117.01-2 | 12        |                 |                                    |                 |

DYNAMIC MILLING TOOL

| DYNAMIC MILLING TOOL | SHANK | $\alpha_{di}$ |
|----------------------|-------|---------------|
| 33.315.804.01-2      | 3     | 25°           |
| 33.415.804.01-2      | 4     |               |
| 33.615.804.01-2      | 6     |               |

SCANBODY OP

| SCANBODY        | PEEK PINS               | TYPE            |
|-----------------|-------------------------|-----------------|
| 54.315.125.21-2 | 49.414.000.01-2 (6 mm)  | A               |
|                 | 49.415.000.01-2 (9 mm)  |                 |
|                 | 49.416.000.01-2 (13 mm) |                 |
|                 | 49.414.000.02-2 (6 mm)  | B               |
|                 | 49.415.000.02-2 (9 mm)  |                 |
|                 | 49.416.000.02-2 (13 mm) |                 |
|                 | 49.414.000.03-2 (6 mm)  | C               |
|                 | 49.415.000.03-2 (9 mm)  |                 |
|                 | 49.416.000.03-2 (13 mm) |                 |
| SCREWDRIVER     |                         | 43.601.103.02-2 |

DYNAMIC SCREWS

| DYNAMIC SCREW   | HIGH DYNAMIC SCREW | DYNAMIC SCREWDRIVER | SCREWDRIVER LENGTH (mm) |
|-----------------|--------------------|---------------------|-------------------------|
| 41.316.078.01-2 | -                  | 43.618.201.01-2     | 18                      |
|                 |                    | 43.624.201.01-2     | 24                      |
|                 |                    | 43.632.201.01-2     | 32                      |

STRAIGHT SCREWS

| STRAIGHT SCREW  | SCREWDRIVER TORX T6 |
|-----------------|---------------------|
| 40.316.007.01-2 | 43.601.107.01-2     |

ANALOG

|   |                 |
|---|-----------------|
| - | 30.413.002.01-2 |
|---|-----------------|

LAB SCANBODY

MULTI-UNIT

|   | GINGIVAL HEIGHT | GINGIVAL HEIGHT | GINGIVAL HEIGHT | GINGIVAL HEIGHT |
|---|-----------------|-----------------|-----------------|-----------------|
|   | 1 mm            | 2 mm            | 3 mm            | 4 mm            |
| R | 42.303.125.01-2 | 42.303.125.02-2 | 42.303.125.03-2 | 42.303.125.04-2 |

ANGULATED MULTI-UNIT

|    | GINGIVAL HEIGHT | GINGIVAL HEIGHT | GINGIVAL HEIGHT | GINGIVAL HEIGHT |
|----|-----------------|-----------------|-----------------|-----------------|
|    | 1.5 mm          | 2.5 mm          | 3.5 mm          | 4.5 mm          |
| NR | 48.312.125.01-2 | 48.312.125.02-2 | 48.312.125.03-2 | -               |

LIBRARY OPTIONS: GH = Gingival Height CH = Cement Height IG = Adaptor 3mm  $\alpha_s$  - Standard maximum angulation  $\alpha_c$  - Captive maximum angulation  $\alpha_{di}$  - Direct to implant maximum angulation R = Rotational / Non-Engaging NR = Non Rotational / Engaging

STANDARD DYNAMIC TIBASE

|    | GINGIVAL HEIGHT | $\alpha_s$ | $\alpha_c$ | GINGIVAL HEIGHT | $\alpha_s$ | $\alpha_c$ | GINGIVAL HEIGHT | $\alpha_s$ | $\alpha_c$ | GINGIVAL HEIGHT | $\alpha_s$ | $\alpha_c$ | GINGIVAL HEIGHT | $\alpha_s$ | $\alpha_c$ |
|----|-----------------|------------|------------|-----------------|------------|------------|-----------------|------------|------------|-----------------|------------|------------|-----------------|------------|------------|
|    | 2.5 mm          |            |            | mm              |            |            | mm              |            |            | mm              |            |            | mm              |            |            |
| R  | 31.322.128.01-2 | 45°        | 30°        | -               | -          | -          | -               | -          | -          | -               | -          | -          | -               | -          | -          |
| NR | -               |            |            | -               | -          | -          | -               | -          | -          | -               | -          | -          | -               | -          | -          |

DYNAMIC 3TIBASE

| GINGIVAL HEIGHT | $\alpha_s$ | $\alpha_s$ | $\alpha_s$ |
|-----------------|------------|------------|------------|
|                 | CH+5mm     | CH+7mm     | CH+9mm     |
| -               | -          | -          | -          |
| -               | -          | -          | -          |

DYNAMIC SCANBODY (LAB/CLIN)

DIGITAL ANALOG

| SCANBODY | HEIGHT mm | ADAPTOR | SCREWDRIVER ADAPTOR | DIGITAL ANALOG |
|----------|-----------|---------|---------------------|----------------|
| -        | -         | -       | -                   | -              |
| -        | -         |         |                     |                |
| -        | -         |         |                     |                |

DYNAMIC MILLING TOOL

| DYNAMIC MILLING TOOL | SHANK | $\alpha_{di}$ |
|----------------------|-------|---------------|
| -                    | -     | -             |
| -                    | -     |               |
| -                    | -     |               |

DYNAMIC SCREWS

| DYNAMIC SCREW   | HIGH DYNAMIC SCREW | DYNAMIC SCREWDRIVER | SCREWDRIVER LENGTH (mm) |
|-----------------|--------------------|---------------------|-------------------------|
| 41.320.044.01-2 | -                  | 43.618.201.01-2     | 18                      |
|                 |                    | 43.624.201.01-2     | 24                      |
|                 |                    | 43.632.201.01-2     | 32                      |

STRAIGHT SCREWS

| STRAIGHT SCREW  | SCREWDRIVER Hex. 1.20 |
|-----------------|-----------------------|
| 40.320.003.05-2 | 43.601.103.01-2       |

ANALOG

LAB SCANBODY

|   |                 |
|---|-----------------|
| - | 30.413.002.01-2 |
|---|-----------------|

LIBRARY OPTIONS: GH = Gingival Height CH = Cement Height IG = Adaptor 3mm  $\alpha_s$  = Standard maximum angulation  $\alpha_c$  = Captive maximum angulation  $\alpha_{di}$  = Direct to implant maximum angulation R = Rotational / Non-Engaging NR = Non Rotational / Engaging

STANDARD DYNAMIC TIBASE

|    | GINGIVAL HEIGHT | $\alpha_s$ | $\alpha_c$ | GINGIVAL HEIGHT | $\alpha_s$ | $\alpha_c$ | GINGIVAL HEIGHT | $\alpha_s$ | $\alpha_c$ | GINGIVAL HEIGHT | $\alpha_s$ | $\alpha_c$ | GINGIVAL HEIGHT | $\alpha_s$ | $\alpha_c$ |
|----|-----------------|------------|------------|-----------------|------------|------------|-----------------|------------|------------|-----------------|------------|------------|-----------------|------------|------------|
|    | 0.3 mm          |            |            | mm              |            |            | mm              |            |            | mm              |            |            | mm              |            |            |
| R  | 31.325.129.01-2 | 35°        | 30°        | -               | -          | -          | -               | -          | -          | -               | -          | -          | -               | -          | -          |
| NR | 31.315.129.01-2 |            |            | -               | -          | -          | -               | -          | -          | -               | -          | -          | -               | -          | -          |

DYNAMIC 3TIBASE

|    | GINGIVAL HEIGHT | $\alpha_s$ | $\alpha_s$ | $\alpha_s$ |
|----|-----------------|------------|------------|------------|
|    |                 | CH+5mm     | CH+7mm     | CH+9mm     |
| R  | -               | -          | -          | -          |
| NR | -               | -          | -          | -          |

DYNAMIC SCANBODY (LAB/CLIN)

DIGITAL ANALOG

| SCANBODY        | HEIGHT mm | ADAPTOR         | SCREWDRIVER ADAPTOR | DIGITAL ANALOG  |
|-----------------|-----------|-----------------|---------------------|-----------------|
| 52.410.130.01-2 | 10        | 50.315.129.01-2 | 43.621.410.01-2     | 34.615.129.01-2 |
|                 |           |                 | 43.624.410.01-2     |                 |
| -               | -         |                 |                     |                 |

DYNAMIC MILLING TOOL

| DYNAMIC MILLING TOOL | SHANK | $\alpha_{di}$ |
|----------------------|-------|---------------|
| 33.390.958.01-2      | 3     | 30°           |
| 33.490.958.01-2      | 4     |               |
| 33.690.958.01-2      | 6     |               |

DYNAMIC SCREWS

STRAIGHT SCREWS

| DYNAMIC SCREW   | HIGH DYNAMIC SCREW | DYNAMIC SCREWDRIVER | SCREWDRIVER LENGTH (mm) |
|-----------------|--------------------|---------------------|-------------------------|
| 41.320.090.01-2 | -                  | 43.618.201.01-2     | 18                      |
|                 |                    | 43.624.201.01-2     | 24                      |
|                 |                    | 43.632.201.01-2     | 32                      |

| STRAIGHT SCREW  | SCREWDRIVER UNIGRIP |
|-----------------|---------------------|
| 40.320.008.03-2 | 43.625.108.01-2     |

| ANALOG | LAB SCANBODY    |
|--------|-----------------|
| -      | 30.415.007.01-2 |

LIBRARY OPTIONS: GH = Gingival Height CH = Cement Height IG = Adaptor 3mm  $\alpha_s$  = Standard maximum angulation  $\alpha_c$  = Captive maximum angulation  $\alpha_{di}$  = Direct to implant maximum angulation R = Rotational / Non-Engaging NR = Non Rotational / Engaging

**STANDARD DYNAMIC TIBASE**

|    | GINGIVAL HEIGHT | $\alpha_s$ | $\alpha_c$ | GINGIVAL HEIGHT | $\alpha_s$ | $\alpha_c$ | GINGIVAL HEIGHT | $\alpha_s$ | $\alpha_c$ | GINGIVAL HEIGHT | $\alpha_s$ | $\alpha_c$ | GINGIVAL HEIGHT | $\alpha_s$ | $\alpha_c$ |
|----|-----------------|------------|------------|-----------------|------------|------------|-----------------|------------|------------|-----------------|------------|------------|-----------------|------------|------------|
|    | 0.5 mm          |            |            | mm              |            |            | mm              |            |            | mm              |            |            | mm              |            |            |
| R  | 31.322.130.01-2 | 30°        | 29°        | -               | -          | -          | -               | -          | -          | -               | -          | -          | -               | -          | -          |
| NR | 31.312.130.01-2 |            |            | -               | -          | -          | -               | -          | -          | -               | -          | -          | -               | -          | -          |

**DYNAMIC 3TIBASE**

|    | GINGIVAL HEIGHT | $\alpha_s$ | $\alpha_s$ | $\alpha_s$ |
|----|-----------------|------------|------------|------------|
|    |                 | CH+ 5mm    | CH+ 7mm    | CH+ 9mm    |
| R  | -               | -          | -          | -          |
| NR | -               | -          | -          | -          |

**DYNAMIC SCANBODY (LAB/CLIN)**

**DIGITAL ANALOG**

| SCANBODY | HEIGHT mm | ADAPTOR | SCREWDRIVER ADAPTOR | DIGITAL ANALOG |
|----------|-----------|---------|---------------------|----------------|
| -        | -         | -       | -                   | -              |
| -        | -         |         |                     |                |
| -        | -         |         |                     |                |

**DYNAMIC MILLING TOOL**

| DYNAMIC MILLING TOOL | SHANK | $\alpha_{di}$ |
|----------------------|-------|---------------|
| -                    | -     | -             |
| -                    | -     |               |
| -                    | -     |               |

**DYNAMIC SCREWS**

| DYNAMIC SCREW   | HIGH DYNAMIC SCREW | DYNAMIC SCREWDRIVER | SCREWDRIVER LENGTH (mm) |
|-----------------|--------------------|---------------------|-------------------------|
| 41.316.081.01-2 | -                  | 43.618.201.01-2     | 18                      |
|                 |                    | 43.624.201.01-2     | 24                      |
|                 |                    | 43.632.201.01-2     | 32                      |

**STRAIGHT SCREWS**

| STRAIGHT SCREW  | SCREWDRIVER Hex. 1.27 |
|-----------------|-----------------------|
| 40.316.005.08-2 | 43.601.105.01-2       |

**ANALOG**

**LAB SCANBODY**

|   |                 |
|---|-----------------|
| - | 30.412.001.01-2 |
|---|-----------------|

**LIBRARY OPTIONS:** GH = Gingival Height CH = Cement Height IG = Adaptor 3mm  $\alpha_s$  = Standard maximum angulation  $\alpha_c$  = Captive maximum angulation  $\alpha_{di}$  = Direct to implant maximum angulation R = Rotational / Non-Engaging NR = Non Rotational / Engaging

STANDARD DYNAMIC TIBASE

|    | GINGIVAL HEIGHT | $\alpha_s$ | $\alpha_c$ | GINGIVAL HEIGHT | $\alpha_s$ | $\alpha_c$ | GINGIVAL HEIGHT | $\alpha_s$ | $\alpha_c$ | GINGIVAL HEIGHT | $\alpha_s$ | $\alpha_c$ | GINGIVAL HEIGHT | $\alpha_s$ | $\alpha_c$ |
|----|-----------------|------------|------------|-----------------|------------|------------|-----------------|------------|------------|-----------------|------------|------------|-----------------|------------|------------|
|    | 0.5 mm          |            |            | mm              |            |            | mm              |            |            | mm              |            |            | mm              |            |            |
| R  | 31.323.131.01-2 | 45°        | 29°        | -               | -          | -          | -               | -          | -          | -               | -          | -          | -               | -          | -          |
| NR | 31.313.131.01-2 |            |            | -               | -          | -          | -               | -          | -          | -               | -          | -          | -               | -          | -          |

DYNAMIC 3TIBASE

|    | GINGIVAL HEIGHT | $\alpha_s$ | $\alpha_s$ | $\alpha_s$ |
|----|-----------------|------------|------------|------------|
|    | 0.5 mm          | CH+5mm     | CH+7mm     | CH+9mm     |
| R  | 31.323.131.21-2 | 30°        | 20°        | 15°        |
| NR | 31.313.131.21-2 |            |            |            |

DYNAMIC SCANBODY (LAB/CLIN)

DIGITAL ANALOG

| SCANBODY | HEIGHT mm | ADAPTOR | SCREWDRIVER ADAPTOR | DIGITAL ANALOG |
|----------|-----------|---------|---------------------|----------------|
| -        | -         | -       | -                   | -              |
| -        | -         |         |                     |                |
| -        | -         |         |                     |                |

DYNAMIC MILLING TOOL

| DYNAMIC MILLING TOOL | SHANK | $\alpha_{di}$ |
|----------------------|-------|---------------|
| -                    | -     | -             |
| -                    | -     |               |
| -                    | -     |               |

DYNAMIC SCREWS

STRAIGHT SCREWS

| DYNAMIC SCREW   | HIGH DYNAMIC SCREW | DYNAMIC SCREWDRIVER | SCREWDRIVER LENGTH (mm) |
|-----------------|--------------------|---------------------|-------------------------|
| 41.316.081.01-2 | -                  | 43.618.201.01-2     | 18                      |
|                 |                    | 43.624.201.01-2     | 24                      |
|                 |                    | 43.632.201.01-2     | 32                      |

| STRAIGHT SCREW  | SCREWDRIVER Hex. 1.27 |
|-----------------|-----------------------|
| 40.316.005.08-2 | 43.601.105.01-2       |

| ANALOG | LAB SCANBODY    |
|--------|-----------------|
| -      | 30.413.002.01-2 |

LIBRARY OPTIONS: GH = Gingival Height CH = Cement Height IG = Adaptor 3mm  $\alpha_s$  = Standard maximum angulation  $\alpha_c$  = Captive maximum angulation  $\alpha_{di}$  = Direct to implant maximum angulation R = Rotational / Non-Engaging NR = Non Rotational / Engaging

**STANDARD DYNAMIC TIBASE**

|    | GINGIVAL HEIGHT | $\alpha_s$ | $\alpha_c$ | GINGIVAL HEIGHT | $\alpha_s$ | $\alpha_c$ | GINGIVAL HEIGHT | $\alpha_s$ | $\alpha_c$ | GINGIVAL HEIGHT | $\alpha_s$ | $\alpha_c$ | GINGIVAL HEIGHT | $\alpha_s$ | $\alpha_c$ |
|----|-----------------|------------|------------|-----------------|------------|------------|-----------------|------------|------------|-----------------|------------|------------|-----------------|------------|------------|
|    | 0.5 mm          |            |            | mm              |            |            | mm              |            |            | mm              |            |            | mm              |            |            |
| R  | 31.324.132.01-2 | 45°        | 28°        | -               | -          | -          | -               | -          | -          | -               | -          | -          | -               | -          | -          |
| NR | 31.314.132.01-2 |            |            | -               | -          | -          | -               | -          | -          | -               | -          | -          | -               | -          | -          |

**DYNAMIC 3TIBASE**

|    | GINGIVAL HEIGHT | $\alpha_s$ | $\alpha_s$ | $\alpha_s$ |
|----|-----------------|------------|------------|------------|
|    |                 | CH+5mm     | CH+ 7mm    | CH+ 9mm    |
| R  | -               | -          | -          | -          |
| NR | -               | -          | -          | -          |

**DYNAMIC SCANBODY (LAB/CLIN)**

**DIGITAL ANALOG**

| SCANBODY | HEIGHT mm | ADAPTOR | SCREWDRIVER ADAPTOR | DIGITAL ANALOG |
|----------|-----------|---------|---------------------|----------------|
| -        | -         | -       | -                   | -              |
| -        | -         |         |                     |                |
| -        | -         |         |                     |                |

**DYNAMIC MILLING TOOL**

| DYNAMIC MILLING TOOL | SHANK | $\alpha_{di}$ |
|----------------------|-------|---------------|
| -                    | -     | -             |
| -                    | -     |               |
| -                    | -     |               |

**DYNAMIC SCREWS**

**STRAIGHT SCREWS**

| DYNAMIC SCREW   | HIGH DYNAMIC SCREW | DYNAMIC SCREWDRIVER | SCREWDRIVER LENGTH (mm) |
|-----------------|--------------------|---------------------|-------------------------|
| 41.316.081.01-2 | -                  | 43.618.201.01-2     | 18                      |
|                 |                    | 43.624.201.01-2     | 24                      |
|                 |                    | 43.632.201.01-2     | 32                      |

| STRAIGHT SCREW  | SCREWDRIVER Hex. 1.27 |
|-----------------|-----------------------|
| 40.316.005.08-2 | 43.601.105.01-2       |

**ANALOG**

**LAB SCANBODY**

|   |                 |
|---|-----------------|
| - | 30.414.003.01-2 |
|---|-----------------|

**LIBRARY OPTIONS:** GH = Gingival Height CH = Cement Height IG = Adaptor 3mm  $\alpha_s$  = Standard maximum angulation  $\alpha_c$  = Captive maximum angulation  $\alpha_{di}$  = Direct to implant maximum angulation R = Rotational / Non-Engaging NR = Non Rotational / Engaging



STANDARD DYNAMIC TIBASE

|    | GINGIVAL HEIGHT | $\alpha_s$ | $\alpha_c$ | GINGIVAL HEIGHT | $\alpha_s$ | $\alpha_c$ | GINGIVAL HEIGHT | $\alpha_s$ | $\alpha_c$ | GINGIVAL HEIGHT | $\alpha_s$ | $\alpha_c$ | GINGIVAL HEIGHT | $\alpha_s$ | $\alpha_c$ |
|----|-----------------|------------|------------|-----------------|------------|------------|-----------------|------------|------------|-----------------|------------|------------|-----------------|------------|------------|
|    | 1 mm            |            |            | mm              |            |            | mm              |            |            | mm              |            |            | mm              |            |            |
| R  | 31.320.135.01-2 | 45°        | 30°        | -               | -          | -          | -               | -          | -          | -               | -          | -          | -               | -          | -          |
| NR | 31.310.135.01-2 |            |            | -               | -          | -          | -               | -          | -          | -               | -          | -          | -               | -          | -          |

DYNAMIC 3TIBASE

|    | GINGIVAL HEIGHT | $\alpha_s$ | $\alpha_s$ | $\alpha_s$ |
|----|-----------------|------------|------------|------------|
|    |                 | CH+5mm     | CH+7mm     | CH+9mm     |
| R  | -               | -          | -          | -          |
| NR | -               | -          | -          | -          |

DYNAMIC SCANBODY (LAB/CLIN)

DIGITAL ANALOG

| SCANBODY | HEIGHT mm | ADAPTOR | SCREWDRIVER ADAPTOR | DIGITAL ANALOG |
|----------|-----------|---------|---------------------|----------------|
| -        | -         | -       | -                   | -              |
| -        | -         |         |                     |                |
| -        | -         |         |                     |                |

DYNAMIC MILLING TOOL

| DYNAMIC MILLING TOOL | SHANK | $\alpha_{di}$ |
|----------------------|-------|---------------|
| -                    | -     | -             |
| -                    | -     | -             |
| -                    | -     | -             |

SCANBODY OP

| SCANBODY        | PEEK PINS               | TYPE |
|-----------------|-------------------------|------|
| 54.315.135.21-2 | 49.414.000.01-2 (6 mm)  | A    |
|                 | 49.415.000.01-2 (9 mm)  |      |
|                 | 49.416.000.01-2 (13 mm) |      |
|                 | 49.414.000.02-2 (6 mm)  | B    |
|                 | 49.415.000.02-2 (9 mm)  |      |
|                 | 49.416.000.02-2 (13 mm) |      |
|                 | 49.414.000.03-2 (6 mm)  | C    |
|                 | 49.415.000.03-2 (9 mm)  |      |
|                 | 49.416.000.03-2 (13 mm) |      |
| SCREWDRIVER     | 43.601.107.01-2         |      |

DYNAMIC SCREWS

| DYNAMIC SCREW   | HIGH DYNAMIC SCREW | DYNAMIC SCREWDRIVER | SCREWDRIVER LENGTH (mm) |
|-----------------|--------------------|---------------------|-------------------------|
| 41.314.080.01-2 | -                  | 43.618.201.01-2     | 18                      |
|                 |                    | 43.624.201.01-2     | 24                      |
|                 |                    | 43.632.201.01-2     | 32                      |

STRAIGHT SCREWS

| STRAIGHT SCREW  | SCREWDRIVER TORX T6 |
|-----------------|---------------------|
| 40.314.007.02-2 | 43.601.107.01-2     |

ANALOG

LAB SCANBODY

|   |                 |
|---|-----------------|
| - | 30.410.006.01-2 |
|---|-----------------|

LIBRARY OPTIONS: GH = Gingival Height CH = Cement Height IG = Adaptor 3mm  $\alpha_s$  = Standard maximum angulation  $\alpha_c$  = Captive maximum angulation  $\alpha_{di}$  = Direct to implant maximum angulation R = Rotational / Non-Engaging NR = Non Rotational / Engaging

STANDARD DYNAMIC TIBASE

|    | GINGIVAL HEIGHT | $\alpha_s$ | $\alpha_c$ | GINGIVAL HEIGHT | $\alpha_s$ | $\alpha_c$ | GINGIVAL HEIGHT | $\alpha_s$ | $\alpha_c$ | GINGIVAL HEIGHT | $\alpha_s$ | $\alpha_c$ | GINGIVAL HEIGHT | $\alpha_s$ | $\alpha_c$ | GINGIVAL HEIGHT | $\alpha_s$ | $\alpha_c$ |
|----|-----------------|------------|------------|-----------------|------------|------------|-----------------|------------|------------|-----------------|------------|------------|-----------------|------------|------------|-----------------|------------|------------|
|    | 0,7 mm          |            |            | 1,5 mm          |            |            | mm              |            |            | 3 mm            |            |            | 4 mm            |            |            | 5 mm            |            |            |
| R  | 31.320.136.01-2 | 45°        | 30°        | 31.320.136.02-2 | 25°        | -          | -               | -          | -          | 31.320.136.04-2 | 20°        | -          | 31.320.136.05-2 | 20°        | -          | 31.320.136.06-2 | 15°        | -          |
| NR | 31.310.136.01-2 |            |            | 31.310.136.02-2 |            |            | -               |            |            | 31.310.136.04-2 |            |            | 31.310.136.05-2 |            |            | 31.310.136.06-2 |            |            |

DYNAMIC 3TIBASE

| GINGIVAL HEIGHT | $\alpha_s$ | $\alpha_c$ | $\alpha_s$ |
|-----------------|------------|------------|------------|
|                 | CH+ 5mm    | CH+ 7mm    | CH+ 9mm    |
| -               | -          | -          | -          |
| -               | -          | -          | -          |

DYNAMIC SCANBODY (LAB/CLIN)

DIGITAL ANALOG

| SCANBODY        | HEIGHT mm | ADAPTOR         | SCREWDRIVER ADAPTOR | DIGITAL ANALOG  |
|-----------------|-----------|-----------------|---------------------|-----------------|
| 52.410.128.01-2 | 10        | 50.310.136.01-2 | 43.621.415.01-2     | 34.610.136.01-2 |
|                 |           | 50.310.136.04-2 |                     |                 |
| 52.412.128.01-2 | 12        | IG-3mm          |                     |                 |

DYNAMIC MILLING TOOL

| DYNAMIC MILLING TOOL | SHANK | $\alpha_{di}$ |
|----------------------|-------|---------------|
| 33.360.754.01-2      | 3     | 25°           |
| 33.460.754.01-2      | 4     |               |
| 33.660.754.01-2      | 6     |               |

DYNAMIC SCREWS

| DYNAMIC SCREW   | HIGH DYNAMIC SCREW | DYNAMIC SCREWDRIVER | SCREWDRIVER LENGTH (mm) |
|-----------------|--------------------|---------------------|-------------------------|
| 41.316.071.01-2 | -                  | 43.618.201.01-2     | 18                      |
|                 |                    | 43.624.201.01-2     | 24                      |
|                 |                    | 43.632.201.01-2     | 32                      |

STRAIGHT SCREWS

| STRAIGHT SCREW  | SCREWDRIVER Hex. 1.25 |
|-----------------|-----------------------|
| 40.316.004.03-2 | 43.601.104.01-2       |

ANALOG

LAB SCANBODY

|   |                 |
|---|-----------------|
| - | 30.410.006.01-2 |
|---|-----------------|

MULTI-UNIT

|   | GINGIVAL HEIGHT | GINGIVAL HEIGHT | GINGIVAL HEIGHT | GINGIVAL HEIGHT |
|---|-----------------|-----------------|-----------------|-----------------|
|   | 1 mm            | 2 mm            | 3 mm            | 4 mm            |
| R | 42.300.136.01-2 | 42.300.136.02-2 | 42.300.136.3-2  | 42.300.136.04-2 |

LIBRARY OPTIONS: GH = Gingival Height CH = Cement Height IG = Adaptor 3mm  $\alpha_s$  = Standard maximum angulation  $\alpha_c$  = Captive maximum angulation  $\alpha_{di}$  = Direct to implant maximum angulation R = Rotational / Non-Engaging NR = Non Rotational / Engaging

STANDARD DYNAMIC TIBASE

|    | GINGIVAL HEIGHT | $\alpha_s$ | $\alpha_c$ | GINGIVAL HEIGHT | $\alpha_s$ | $\alpha_c$ | GINGIVAL HEIGHT | $\alpha_s$ | $\alpha_c$ | GINGIVAL HEIGHT | $\alpha_s$ | $\alpha_c$ | GINGIVAL HEIGHT | $\alpha_s$ | $\alpha_c$ |
|----|-----------------|------------|------------|-----------------|------------|------------|-----------------|------------|------------|-----------------|------------|------------|-----------------|------------|------------|
|    | 0.6 mm          |            |            | mm              |            |            | mm              |            |            | mm              |            |            | mm              |            |            |
| R  | 31.324.137.01-2 | 45°        | 30°        | -               | -          | -          | -               | -          | -          | -               | -          | -          | -               | -          | -          |
| NR | 31.314.137.01-2 |            |            | -               | -          | -          | -               | -          | -          | -               | -          | -          | -               | -          | -          |

DYNAMIC 3TIBASE

| GINGIVAL HEIGHT | $\alpha_s$ | $\alpha_c$ | $\alpha_s$ |
|-----------------|------------|------------|------------|
|                 | CH+ 5mm    | CH+ 7mm    | CH+ 9mm    |
| -               | -          | -          | -          |
| -               | -          | -          | -          |

DYNAMIC SCANBODY (LAB/CLIN)

DIGITAL ANALOG

| SCANBODY | HEIGHT mm | ADAPTOR | SCREWDRIVER ADAPTOR | DIGITAL ANALOG |
|----------|-----------|---------|---------------------|----------------|
| -        | -         | -       | -                   | -              |
| -        | -         |         |                     |                |
| -        | -         |         |                     |                |

DYNAMIC MILLING TOOL

| DYNAMIC MILLING TOOL | SHANK | $\alpha_{di}$ |
|----------------------|-------|---------------|
| -                    | -     | -             |
| -                    | -     |               |
| -                    | -     |               |

DYNAMIC SCREWS

| DYNAMIC SCREW   | HIGH DYNAMIC SCREW | DYNAMIC SCREWDRIVER | SCREWDRIVER LENGTH (mm) |
|-----------------|--------------------|---------------------|-------------------------|
| 41.320.044.01-2 | -                  | 43.618.201.01-2     | 18                      |
|                 |                    | 43.624.201.01-2     | 24                      |
|                 |                    | 43.632.201.01-2     | 32                      |

STRAIGHT SCREWS

| STRAIGHT SCREW  | SCREWDRIVER TORX T6 |
|-----------------|---------------------|
| 40.320.007.04-2 | 43.601.107.01-2     |

ANALOG

LAB SCANBODY

|   |                 |
|---|-----------------|
| - | 30.414.008.01-2 |
|---|-----------------|

LIBRARY OPTIONS: GH = Gingival Height CH = Cement Height IG = Adaptor 3mm  $\alpha_s$  = Standard maximum angulation  $\alpha_c$  = Captive maximum angulation  $\alpha_{di}$  = Direct to implant maximum angulation R = Rotational / Non-Engaging NR = Non Rotational / Engaging

**STANDARD DYNAMIC TIBASE**

|    | GINGIVAL HEIGHT | $\alpha_s$ | $\alpha_c$ | GINGIVAL HEIGHT | $\alpha_s$ | $\alpha_c$ | GINGIVAL HEIGHT | $\alpha_s$ | $\alpha_c$ | GINGIVAL HEIGHT | $\alpha_s$ | $\alpha_c$ | GINGIVAL HEIGHT | $\alpha_s$ | $\alpha_c$ |
|----|-----------------|------------|------------|-----------------|------------|------------|-----------------|------------|------------|-----------------|------------|------------|-----------------|------------|------------|
|    | 1.5 mm          |            |            | mm              |            |            | mm              |            |            | mm              |            |            | mm              |            |            |
| R  | 31.320.145.01-2 | 45°        | -          | -               | -          | -          | -               | -          | -          | -               | -          | -          | -               | -          | -          |
| NR | 31.310.145.01-2 |            |            | -               |            |            | -               |            |            | -               |            |            | -               |            |            |

**DYNAMIC 3TIBASE**

| GINGIVAL HEIGHT | $\alpha_s$ | $\alpha_s$ | $\alpha_s$ |
|-----------------|------------|------------|------------|
|                 | CH+ 5mm    | CH+ 7mm    | CH+ 9mm    |
| -               | -          | -          | -          |
| -               | -          | -          | -          |

**DYNAMIC SCANBODY (LAB/CLIN)**

**DIGITAL ANALOG**

| SCANBODY | HEIGHT mm | ADAPTOR | SCREWDRIVER ADAPTOR | DIGITAL ANALOG |
|----------|-----------|---------|---------------------|----------------|
| -        | -         | -       | -                   | -              |
| -        | -         |         |                     |                |
| -        | -         |         |                     |                |

**DYNAMIC MILLING TOOL**

| DYNAMIC MILLING TOOL | SHANK | $\alpha_{di}$ |
|----------------------|-------|---------------|
| -                    | -     | -             |
| -                    | -     |               |
| -                    | -     |               |

**DYNAMIC SCREWS**

| DYNAMIC SCREW   | HIGH DYNAMIC SCREW | DYNAMIC SCREWDRIVER | SCREWDRIVER LENGTH (mm) |
|-----------------|--------------------|---------------------|-------------------------|
| 41.315.078.01-2 | -                  | 43.618.201.01-2     | 18                      |
|                 |                    | 43.624.201.01-2     | 24                      |
|                 |                    | 43.632.201.01-2     | 32                      |

**STRAIGHT SCREWS**

| STRAIGHT SCREW | SCREWDRIVER | ANALOG | LAB SCANBODY    |
|----------------|-------------|--------|-----------------|
| -              | -           | -      | 30.410.006.01-2 |

**LIBRARY OPTIONS:** GH = Gingival Height CH = Cement Height IG = Adaptor 3mm  $\alpha_s$  = Standard maximum angulation  $\alpha_c$  = Captive maximum angulation  $\alpha_{di}$  = Direct to implant maximum angulation R = Rotational / Non-Engaging NR = Non Rotational / Engaging

STANDARD DYNAMIC TIBASE

|    | GINGIVAL HEIGHT | $\alpha_s$ | $\alpha_c$ | GINGIVAL HEIGHT | $\alpha_s$ | $\alpha_c$ | GINGIVAL HEIGHT | $\alpha_s$ | $\alpha_c$ | GINGIVAL HEIGHT | $\alpha_s$ | $\alpha_c$ | GINGIVAL HEIGHT | $\alpha_s$ | $\alpha_c$ |
|----|-----------------|------------|------------|-----------------|------------|------------|-----------------|------------|------------|-----------------|------------|------------|-----------------|------------|------------|
|    | 1.5 mm          |            |            | mm              |            |            | mm              |            |            | mm              |            |            | mm              |            |            |
| R  | 31.323.149.01-2 | 45°        | 29°        | -               | -          | -          | -               | -          | -          | -               | -          | -          | -               | -          | -          |
| NR | 31.313.149.01-2 |            |            | -               | -          | -          | -               | -          | -          | -               | -          | -          | -               | -          | -          |

DYNAMIC 3TIBASE

| GINGIVAL HEIGHT | $\alpha_s$ | $\alpha_s$ | $\alpha_s$ |
|-----------------|------------|------------|------------|
|                 | CH+5mm     | CH+7mm     | CH+9mm     |
| -               | -          | -          | -          |
| -               | -          | -          | -          |

DYNAMIC SCANBODY (LAB/CLIN)

DIGITAL ANALOG

| SCANBODY        | HEIGHT mm | ADAPTOR         | SCREWDRIVER ADAPTOR | DIGITAL ANALOG  |
|-----------------|-----------|-----------------|---------------------|-----------------|
| 52.410.132.01-2 | 10        | 50.310.161.01-2 | 43.621.415.01-2     | 34.610.161.01-2 |
|                 |           |                 |                     |                 |
| 52.412.132.01-2 | 12        |                 |                     |                 |

DYNAMIC MILLING TOOL

| DYNAMIC MILLING TOOL | SHANK | $\alpha_{di}$ |
|----------------------|-------|---------------|
| 33.320.704.01-2*     | 3     | 25°           |
| 33.420.704.01-2*     | 4     |               |
| 33.620.704.01-2*     | 6     |               |

\*Only for R

DYNAMIC SCREWS

| DYNAMIC SCREW   | HIGH DYNAMIC SCREW | DYNAMIC SCREWDRIVER | SCREWDRIVER LENGTH (mm) |
|-----------------|--------------------|---------------------|-------------------------|
| 41.316.079.01-2 | -                  | 43.618.201.01-2     | 18                      |
|                 |                    | 43.624.201.01-2     | 24                      |
|                 |                    | 43.632.201.01-2     | 32                      |

STRAIGHT SCREWS

| STRAIGHT SCREW  | SCREWDRIVER |
|-----------------|-------------|
| 40.316.014.01-2 | -           |

ANALOG

|   |
|---|
| - |
|---|

LAB SCANBODY

|                 |
|-----------------|
| 30.413.002.01-2 |
|-----------------|

LIBRARY OPTIONS: GH = Gingival Height CH = Cement Height IG = Adaptor 3mm  $\alpha_s$  = Standard maximum angulation  $\alpha_c$  = Captive maximum angulation  $\alpha_{di}$  = Direct to implant maximum angulation R = Rotational / Non-Engaging NR = Non Rotational / Engaging

**STANDARD DYNAMIC TIBASE**

|    | GINGIVAL HEIGHT | $\alpha_s$ | $\alpha_c$ | GINGIVAL HEIGHT | $\alpha_s$ | $\alpha_c$ | GINGIVAL HEIGHT | $\alpha_s$ | $\alpha_c$ | GINGIVAL HEIGHT | $\alpha_s$ | $\alpha_c$ | GINGIVAL HEIGHT | $\alpha_s$ | $\alpha_c$ |
|----|-----------------|------------|------------|-----------------|------------|------------|-----------------|------------|------------|-----------------|------------|------------|-----------------|------------|------------|
|    | 0.5 mm          |            |            | mm              |            |            | mm              |            |            | mm              |            |            | mm              |            |            |
| R  | 31.323.150.01-2 | 45°        | -          | -               | -          | -          | -               | -          | -          | -               | -          | -          | -               | -          | -          |
| NR | -               |            | -          | -               | -          | -          | -               | -          | -          | -               | -          | -          | -               | -          | -          |

**DYNAMIC 3TIBASE**

| GINGIVAL HEIGHT | $\alpha_s$ | $\alpha_c$ | $\alpha_c$ |
|-----------------|------------|------------|------------|
|                 | CH-5mm     | CH-7mm     | CH-9mm     |
| -               | -          | -          | -          |
| -               | -          | -          | -          |

**DYNAMIC SCANBODY (LAB/CLIN)**

**DIGITAL ANALOG**

| SCANBODY | HEIGHT mm | ADAPTOR | SCREWDRIVER ADAPTOR | DIGITAL ANALOG |
|----------|-----------|---------|---------------------|----------------|
| -        | -         | -       | -                   | -              |
| -        | -         |         |                     |                |
| -        | -         |         |                     |                |

**DYNAMIC MILLING TOOL**

| DYNAMIC MILLING TOOL | SHANK | $\alpha_{di}$ |
|----------------------|-------|---------------|
| -                    | -     | -             |
| -                    | -     |               |
| -                    | -     |               |

**DYNAMIC SCREWS**

| DYNAMIC SCREW   | HIGH DYNAMIC SCREW | DYNAMIC SCREWDRIVER | SCREWDRIVER LENGTH (mm) |
|-----------------|--------------------|---------------------|-------------------------|
| 41.314.046.01-2 | -                  | 43.618.201.01-2     | 18                      |
|                 |                    | 43.624.201.01-2     | 24                      |
|                 |                    | 43.632.201.01-2     | 32                      |

**STRAIGHT SCREWS**

| STRAIGHT SCREW  | SCREWDRIVER Hex. 1.25 |
|-----------------|-----------------------|
| 40.314.004.04-2 | 43.601.104.01-2       |

**ANALOG**

**LAB SCANBODY**

|   |                 |
|---|-----------------|
| - | 30.413.005.01-2 |
|---|-----------------|

**LIBRARY OPTIONS:** GH = Gingival Height CH = Cement Height IG = Adaptor 3mm  $\alpha_s$  = Standard maximum angulation  $\alpha_c$  = Captive maximum angulation  $\alpha_{di}$  = Direct to implant maximum angulation R = Rotational / Non-Engaging NR = Non Rotational / Engaging

STANDARD DYNAMIC TIBASE

|   | GINGIVAL HEIGHT | $\alpha_s$ | $\alpha_c$ | GINGIVAL HEIGHT | $\alpha_s$ | $\alpha_c$ | GINGIVAL HEIGHT | $\alpha_s$ | $\alpha_c$ | GINGIVAL HEIGHT | $\alpha_s$ | $\alpha_c$ | GINGIVAL HEIGHT | $\alpha_s$ | $\alpha_c$ |
|---|-----------------|------------|------------|-----------------|------------|------------|-----------------|------------|------------|-----------------|------------|------------|-----------------|------------|------------|
|   | 0.3 mm          |            |            | mm              |            |            | mm              |            |            | mm              |            |            | mm              |            |            |
| R | 31.323.151.01-2 | 45°        | 30°        | -               | -          | -          | -               | -          | -          | -               | -          | -          | -               | -          | -          |
| - | -               |            |            | -               | -          | -          | -               | -          | -          | -               | -          | -          | -               | -          | -          |

DYNAMIC 3TIBASE

|   | GINGIVAL HEIGHT | $\alpha_s$ | $\alpha_c$ | $\alpha_s$ |
|---|-----------------|------------|------------|------------|
|   |                 | CH-5mm     | CH- 7mm    | CH- 9mm    |
| - | -               | -          | -          | -          |
| - | -               | -          | -          | -          |

DYNAMIC SCANBODY (LAB/CLIN)

DIGITAL ANALOG

| SCANBODY        | HEIGHT mm | ADAPTOR         | SCREWDRIVER ADAPTOR                | DIGITAL ANALOG  |
|-----------------|-----------|-----------------|------------------------------------|-----------------|
| 52.409.123.01-2 | 9         | 50.313.151.01-2 | 43.621.410.01-2<br>43.624.410.01-2 | 34.613.151.01-2 |

DYNAMIC MILLING TOOL

| DYNAMIC MILLING TOOL | SHANK | $\alpha_{di}$ |
|----------------------|-------|---------------|
| 33.390.716.01-2      | 3     | 30°           |
| 33.490.716.01-2      | 4     |               |
| 33.690.716.01-2      | 6     |               |

DYNAMIC SCREWS

STRAIGHT SCREWS

| DYNAMIC SCREW   | HIGH DYNAMIC SCREW | DYNAMIC SCREWDRIVER | SCREWDRIVER LENGTH (mm) |
|-----------------|--------------------|---------------------|-------------------------|
| 41.314.039.01-2 | -                  | 43.618.201.01-2     | 18                      |
|                 |                    | 43.624.201.01-2     | 24                      |
|                 |                    | 43.632.201.01-2     | 32                      |

| STRAIGHT SCREW  | SCREWDRIVER UNIGRIP |
|-----------------|---------------------|
| 40.314.008.01-2 | 43.625.108.01-2     |

| ANALOG | LAB SCANBODY |
|--------|--------------|
| -      | -            |

LIBRARY OPTIONS: GH = Gingival Height CH = Cement Height IG = Adaptor 3mm  $\alpha_s$  = Standard maximum angulation  $\alpha_c$  = Captive maximum angulation  $\alpha_{di}$  = Direct to implant maximum angulation R = Rotational / Non-Engaging NR = Non Rotational / Engaging

STANDARD DYNAMIC TIBASE

|    | GINGIVAL HEIGHT | $\alpha_s$ | $\alpha_c$ | GINGIVAL HEIGHT | $\alpha_s$ | $\alpha_c$ | GINGIVAL HEIGHT | $\alpha_s$ | $\alpha_c$ | GINGIVAL HEIGHT | $\alpha_s$ | $\alpha_c$ | GINGIVAL HEIGHT | $\alpha_s$ | $\alpha_c$ |
|----|-----------------|------------|------------|-----------------|------------|------------|-----------------|------------|------------|-----------------|------------|------------|-----------------|------------|------------|
|    | mm              |            |            | mm              |            |            | mm              |            |            | mm              |            |            | mm              |            |            |
| R  | -               | -          | -          | -               | -          | -          | -               | -          | -          | -               | -          | -          | -               | -          | -          |
| NR | -               | -          | -          | -               | -          | -          | -               | -          | -          | -               | -          | -          | -               | -          | -          |

DYNAMIC 3TIBASE

| GINGIVAL HEIGHT | $\alpha_s$ | $\alpha_s$ | $\alpha_s$ |
|-----------------|------------|------------|------------|
|                 | CH+5mm     | CH+7mm     | CH+9mm     |
| -               | -          | -          | -          |
| -               | -          | -          | -          |

DYNAMIC SCANBODY (LAB/CLIN)

DIGITAL ANALOG

| SCANBODY | HEIGHT mm | ADAPTOR | SCREWDRIVER ADAPTOR | DIGITAL ANALOG |
|----------|-----------|---------|---------------------|----------------|
| -        | -         | -       | -                   | -              |
| -        | -         | -       | -                   | -              |
| -        | -         | -       | -                   | -              |

DYNAMIC MILLING TOOL

| DYNAMIC MILLING TOOL | SHANK | $\alpha_{di}$ |
|----------------------|-------|---------------|
| -                    | -     | -             |
| -                    | -     | -             |
| -                    | -     | -             |

REFERENCE SCANBODY

| SCANBODY        | PEEK PINS   | TYPE            |
|-----------------|---|-----------------|
| 54.322.158.31-2 | 49.414.000.01-2 (6 mm)<br>49.415.000.01-2 (9 mm)<br>49.416.000.01-2 (13 mm) | A               |
|                 | 49.414.000.02-2 (6 mm)<br>49.415.000.02-2 (9 mm)<br>49.416.000.02-2 (13 mm) | B               |
|                 | 49.414.000.03-2 (6 mm)<br>49.415.000.03-2 (9 mm)<br>49.416.000.03-2 (13 mm) | C               |
|                 | <b>CAPS</b>   | mm              |
|                 | 49.418.000.01-2 (Regular)<br>49.418.000.02-2 (Wide)                         | 3.8             |
|                 | 49.419.000.01-2 (Regular)<br>49.419.000.02-2 (Wide)                         | 6               |
|                 | 49.420.000.01-2 (Regular)<br>49.420.000.02-2 (Wide)                         | 8               |
|                 | <b>SCREWDRIVER</b>  | 43.625.105.01-2 |

DYNAMIC SCREWS

| DYNAMIC SCREW   | HIGH DYNAMIC SCREW | DYNAMIC SCREWDRIVER | SCREWDRIVER LENGTH (mm) |
|-----------------|--------------------|---------------------|-------------------------|
| 41.317.040.01-2 | -                  | -                   | -                       |
|                 |                    | -                   | -                       |
|                 |                    | -                   | -                       |

STRAIGHT SCREWS

| STRAIGHT SCREW | SCREWDRIVER |
|----------------|-------------|
| -              | -           |

ANALOG

LAB SCANBODY

|   |   |
|---|---|
| - | - |
|---|---|

LIBRARY OPTIONS: GH = Gingival Height CH = Cement Height IG = Adaptor 3mm  $\alpha_s$  = Standard maximum angulation  $\alpha_c$  = Captive maximum angulation  $\alpha_{di}$  = Direct to implant maximum angulation R = Rotational / Non-Engaging NR = Non Rotational / Engaging



STANDARD DYNAMIC TIBASE

|    | GINGIVAL HEIGHT | $\alpha_s$ | $\alpha_c$ | GINGIVAL HEIGHT | $\alpha_s$ | $\alpha_c$ | GINGIVAL HEIGHT | $\alpha_s$ | $\alpha_c$ | GINGIVAL HEIGHT | $\alpha_s$ | $\alpha_c$ | GINGIVAL HEIGHT | $\alpha_s$ | $\alpha_c$ |
|----|-----------------|------------|------------|-----------------|------------|------------|-----------------|------------|------------|-----------------|------------|------------|-----------------|------------|------------|
|    | 1.5 mm          |            |            | mm              |            |            | mm              |            |            | mm              |            |            | mm              |            |            |
| R  | 31.320.159.01-2 | 41°        | 17°        | -               | -          | -          | -               | -          | -          | -               | -          | -          | -               | -          | -          |
| NR | 31.310.159.01-2 |            |            | -               | -          | -          | -               | -          | -          | -               | -          | -          | -               | -          | -          |

DYNAMIC 3TIBASE

|   | GINGIVAL HEIGHT | $\alpha_s$ | $\alpha_s$ | $\alpha_s$ |
|---|-----------------|------------|------------|------------|
|   |                 | CH+ 5mm    | CH+ 7mm    | CH+ 9mm    |
| - | -               | -          | -          | -          |
| - | -               | -          | -          | -          |

DYNAMIC SCANBODY (LAB/CLIN)

DIGITAL ANALOG

| SCANBODY        | HEIGHT mm | ADAPTOR         | SCREWDRIVER ADAPTOR | DIGITAL ANALOG  |
|-----------------|-----------|-----------------|---------------------|-----------------|
| 52.410.128.01-2 | 10        | 50.310.159.01-2 | 43.621.415.01-2     | 34.610.159.01-2 |
| -               | -         |                 |                     |                 |
| -               | -         |                 |                     |                 |

DYNAMIC MILLING TOOL

| DYNAMIC MILLING TOOL | SHANK | $\alpha_{di}$ |
|----------------------|-------|---------------|
| 33.335.754.01-2*     | 3     | 25°           |
| 33.435.754.01-2*     | 4     |               |
| 33.635.754.01-2*     | 6     |               |

\*Only for R

DYNAMIC SCREWS

| DYNAMIC SCREW   | HIGH DYNAMIC SCREW | DYNAMIC SCREWDRIVER | SCREWDRIVER LENGTH (mm) |
|-----------------|--------------------|---------------------|-------------------------|
| 41.314.067.02-2 | -                  | 43.618.201.01-2     | 18                      |
|                 |                    | 43.624.201.01-2     | 24                      |
|                 |                    | 43.632.201.01-2     | 32                      |

STRAIGHT SCREWS

| STRAIGHT SCREW  | SCREWDRIVER UNIGRIP |
|-----------------|---------------------|
| 40.314.008.02-2 | 43.625.108.01-2     |

ANALOG

LAB SCANBODY

|                 |                 |
|-----------------|-----------------|
| 22.610.159.01-2 | 30.410.006.01-2 |
|-----------------|-----------------|

MULTI-UNIT

|   | GINGIVAL HEIGHT | GINGIVAL HEIGHT | GINGIVAL HEIGHT | GINGIVAL HEIGHT |
|---|-----------------|-----------------|-----------------|-----------------|
|   | 1 mm            | 2 mm            | 3 mm            | 4 mm            |
| R | 42.300.159.01-2 | 42.300.159.02-2 | 42.300.159.03-2 | 42.300.159.04-2 |

LIBRARY OPTIONS: GH = Gingival Height CH = Cement Height IG = Adaptor 3mm  $\alpha_s$  = Standard maximum angulation  $\alpha_c$  = Captive maximum angulation  $\alpha_{di}$  = Direct to implant maximum angulation R = Rotational / Non-Engaging NR = Non Rotational / Engaging

STANDARD DYNAMIC TIBASE

|    | GINGIVAL HEIGHT | $\alpha_s$ | $\alpha_c$ | GINGIVAL HEIGHT | $\alpha_s$ | $\alpha_c$ | GINGIVAL HEIGHT | $\alpha_s$ | $\alpha_c$ | GINGIVAL HEIGHT | $\alpha_s$ | $\alpha_c$ | GINGIVAL HEIGHT | $\alpha_s$ | $\alpha_c$ |
|----|-----------------|------------|------------|-----------------|------------|------------|-----------------|------------|------------|-----------------|------------|------------|-----------------|------------|------------|
|    | 0.5 mm          |            |            | mm              |            |            | mm              |            |            | mm              |            |            | mm              |            |            |
| R  | 31.320.160.01-2 | 45°        | 30°        | -               | -          | -          | -               | -          | -          | -               | -          | -          | -               | -          | -          |
| NR | 31.310.160.01-2 |            |            | -               | -          | -          | -               | -          | -          | -               | -          | -          | -               | -          | -          |

DYNAMIC 3TIBASE

|   | GINGIVAL HEIGHT | $\alpha_s$ | $\alpha_s$ | $\alpha_s$ |
|---|-----------------|------------|------------|------------|
|   |                 | CH+5mm     | CH+7mm     | CH+9mm     |
| - | -               | -          | -          | -          |
| - | -               | -          | -          | -          |

DYNAMIC SCANBODY (LAB/CLIN)

DIGITAL ANALOG

| SCANBODY        | HEIGHT mm | ADAPTOR         | SCREWDRIVER ADAPTOR | DIGITAL ANALOG  |
|-----------------|-----------|-----------------|---------------------|-----------------|
| 52.410.131.01-2 | 10        | 50.310.160.01-2 | 43.621.415.01-2     | 34.610.160.01-2 |
|                 |           |                 |                     |                 |
| 52.412.131.01-2 | 12        |                 |                     |                 |

DYNAMIC MILLING TOOL

SCANALOG

| DYNAMIC MILLING TOOL | SHANK | $\alpha_{di}$ |
|----------------------|-------|---------------|
| 33.315.804.01-2      | 3     | 25°           |
| 33.415.804.01-2      | 4     |               |
| 33.615.804.01-2      | 6     |               |

|                 |
|-----------------|
| 23.410.160.01-2 |
|-----------------|

DYNAMIC SCREWS

STRAIGHT SCREWS

| DYNAMIC SCREW   | HIGH DYNAMIC SCREW | DYNAMIC SCREWDRIVER | SCREWDRIVER LENGTH (mm) |
|-----------------|--------------------|---------------------|-------------------------|
| 41.316.078.01-2 | -                  | 43.618.201.01-2     | 18                      |
|                 |                    | 43.624.201.01-2     | 24                      |
|                 |                    | 43.632.201.01-2     | 32                      |

| STRAIGHT SCREW  | SCREWDRIVER TORX T6 |
|-----------------|---------------------|
| 40.316.007.01-2 | 43.601.107.01-2     |

| ANALOG          | LAB SCANBODY    |
|-----------------|-----------------|
| 22.610.160.01-2 | 30.410.006.01-2 |

LIBRARY OPTIONS: GH = Gingival Height CH = Cement Height IG = Adaptor 3mm  $\alpha_s$  = Standard maximum angulation  $\alpha_c$  = Captive maximum angulation  $\alpha_{di}$  = Direct to implant maximum angulation R = Rotational / Non-Engaging NR = Non Rotational / Engaging

STANDARD DYNAMIC TIBASE

|    | GINGIVAL HEIGHT | $\alpha_s$ | $\alpha_c$ | GINGIVAL HEIGHT | $\alpha_s$ | $\alpha_c$ | GINGIVAL HEIGHT | $\alpha_s$ | $\alpha_c$ | GINGIVAL HEIGHT | $\alpha_s$ | $\alpha_c$ | GINGIVAL HEIGHT | $\alpha_s$ | $\alpha_c$ |
|----|-----------------|------------|------------|-----------------|------------|------------|-----------------|------------|------------|-----------------|------------|------------|-----------------|------------|------------|
|    | 1.5 mm          |            |            | mm              |            |            | mm              |            |            | mm              |            |            | mm              |            |            |
| R  | 31.320.161.01-2 | 45°        | 25°        | -               | -          | -          | -               | -          | -          | -               | -          | -          | -               | -          | -          |
| NR | 31.310.161.01-2 |            |            | -               | -          | -          | -               | -          | -          | -               | -          | -          | -               | -          | -          |

DYNAMIC 3TIBASE

|   | GINGIVAL HEIGHT | $\alpha_s$ | $\alpha_s$ | $\alpha_s$ |
|---|-----------------|------------|------------|------------|
|   |                 | CH+5mm     | CH+7mm     | CH+9mm     |
| - | -               | -          | -          | -          |
| - | -               | -          | -          | -          |

DYNAMIC SCANBODY (LAB/CLIN)

DIGITAL ANALOG

| SCANBODY        | HEIGHT mm | ADAPTOR         | SCREWDRIVER ADAPTOR | DIGITAL ANALOG  |
|-----------------|-----------|-----------------|---------------------|-----------------|
| 52.410.132.01-2 | 10        | 50.310.161.01-2 | 43.621.415.01-2     | 34.610.161.01-2 |
| 52.412.132.01-2 | 12        |                 |                     |                 |

DYNAMIC MILLING TOOL

| DYNAMIC MILLING TOOL | SHANK | $\alpha_{di}$ |
|----------------------|-------|---------------|
| 33.320.704.01-2*     | 3     | 25°           |
| 33.420.704.01-2*     | 4     |               |
| 33.620.704.01-2*     | 6     |               |

\*Only for R

DYNAMIC SCREWS

| DYNAMIC SCREW   | HIGH DYNAMIC SCREW | DYNAMIC SCREWDRIVER | SCREWDRIVER LENGTH (mm) |
|-----------------|--------------------|---------------------|-------------------------|
| 41.316.079.01-2 | -                  | 43.618.201.01-2     | 18                      |
|                 |                    | 43.624.201.01-2     | 24                      |
|                 |                    | 43.632.201.01-2     | 32                      |

STRAIGHT SCREWS

| STRAIGHT SCREW  | SCREWDRIVER |
|-----------------|-------------|
| 40.316.014.01-2 | -           |

ANALOG

|   |                                 |
|---|---------------------------------|
| - | LAB SCANBODY<br>30.410.006.01-2 |
|---|---------------------------------|

LIBRARY OPTIONS: GH = Gingival Height CH = Cement Height IG = Adaptor 3mm  $\alpha_s$  = Standard maximum angulation  $\alpha_c$  = Captive maximum angulation  $\alpha_{di}$  = Direct to implant maximum angulation R = Rotational / Non-Engaging NR = Non Rotational / Engaging

**STANDARD DYNAMIC TIBASE**

|    | GINGIVAL HEIGHT | $\alpha_s$ | $\alpha_c$ | GINGIVAL HEIGHT | $\alpha_s$ | $\alpha_c$ | GINGIVAL HEIGHT | $\alpha_s$ | $\alpha_c$ | GINGIVAL HEIGHT | $\alpha_s$ | $\alpha_c$ | GINGIVAL HEIGHT | $\alpha_s$ | $\alpha_c$ |
|----|-----------------|------------|------------|-----------------|------------|------------|-----------------|------------|------------|-----------------|------------|------------|-----------------|------------|------------|
|    | 1.5 mm          |            |            | mm              |            |            | mm              |            |            | mm              |            |            | mm              |            |            |
| R  | 31.324.162.01-2 | 45°        | 24°        | -               | -          | -          | -               | -          | -          | -               | -          | -          | -               | -          | -          |
| NR | 31.314.162.01-2 |            |            | -               | -          | -          | -               | -          | -          | -               | -          | -          | -               | -          | -          |

**DYNAMIC 3TIBASE**

| GINGIVAL HEIGHT | $\alpha_s$ | $\alpha_s$ | $\alpha_s$ |
|-----------------|------------|------------|------------|
|                 | CH+5mm     | CH+7mm     | CH+9mm     |
| -               | -          | -          | -          |
| -               | -          | -          | -          |

**DYNAMIC SCANBODY (LAB/CLIN)**

**DIGITAL ANALOG**

| SCANBODY        | HEIGHT mm | ADAPTOR         | SCREWDRIVER ADAPTOR | DIGITAL ANALOG  |
|-----------------|-----------|-----------------|---------------------|-----------------|
| 52.410.132.01-2 | 10        | 50.310.161.01-2 | 43.621.415.01-2     | 34.610.161.01-2 |
|                 |           |                 |                     |                 |
| 52.412.132.01-2 | 12        |                 |                     |                 |

**DYNAMIC MILLING TOOL**

| DYNAMIC MILLING TOOL | SHANK | $\alpha_{di}$ |
|----------------------|-------|---------------|
| 33.320.704.01-2*     | 3     | 25°           |
| 33.420.704.01-2*     | 4     |               |
| 33.620.704.01-2*     | 6     |               |

\*Only for R

**DYNAMIC SCREWS**

| DYNAMIC SCREW   | HIGH DYNAMIC SCREW | DYNAMIC SCREWDRIVER | SCREWDRIVER LENGTH (mm) |
|-----------------|--------------------|---------------------|-------------------------|
| 41.316.079.01-2 | -                  | 43.618.201.01-2     | 18                      |
|                 |                    | 43.624.201.01-2     | 24                      |
|                 |                    | 43.632.201.01-2     | 32                      |

**STRAIGHT SCREWS**

| STRAIGHT SCREW  | SCREWDRIVER | ANALOG | LAB SCANBODY    |
|-----------------|-------------|--------|-----------------|
| 40.316.014.01-2 | -           | -      | 30.414.003.01-2 |

**LIBRARY OPTIONS:** GH = Gingival Height CH = Cement Height IG = Adaptor 3mm  $\alpha_s$  = Standard maximum angulation  $\alpha_c$  = Captive maximum angulation  $\alpha_{di}$  = Direct to implant maximum angulation R = Rotational / Non-Engaging NR = Non Rotational / Engaging

**STANDARD DYNAMIC TIBASE**

|    | GINGIVAL HEIGHT | $\alpha_s$ | $\alpha_c$ | GINGIVAL HEIGHT | $\alpha_s$ | $\alpha_c$ | GINGIVAL HEIGHT | $\alpha_s$ | $\alpha_c$ | GINGIVAL HEIGHT | $\alpha_s$ | $\alpha_c$ | GINGIVAL HEIGHT | $\alpha_s$ | $\alpha_c$ |
|----|-----------------|------------|------------|-----------------|------------|------------|-----------------|------------|------------|-----------------|------------|------------|-----------------|------------|------------|
|    | 0.5 mm          |            |            | mm              |            |            | mm              |            |            | mm              |            |            | mm              |            |            |
| R  | 31.323.163.01-2 | 45°        | 30°        | -               | -          | -          | -               | -          | -          | -               | -          | -          | -               | -          | -          |
| NR | -               |            |            | -               | -          | -          | -               | -          | -          | -               | -          | -          | -               | -          | -          |

**DYNAMIC 3TIBASE**

| GINGIVAL HEIGHT | $\alpha_s$ | $\alpha_s$ | $\alpha_s$ |
|-----------------|------------|------------|------------|
|                 | CH+5mm     | CH+7mm     | CH+9mm     |
| -               | -          | -          | -          |
| -               | -          | -          | -          |

**DYNAMIC SCANBODY (LAB/CLIN)**

**DIGITAL ANALOG**

| SCANBODY        | HEIGHT mm | ADAPTOR         | SCREWDRIVER ADAPTOR | DIGITAL ANALOG  |
|-----------------|-----------|-----------------|---------------------|-----------------|
| 52.408.112.01-2 | 8         | 50.313.163.01-2 | 43.620.411.01-2     | 34.613.163.01-2 |

**DYNAMIC MILLING TOOL**

| DYNAMIC MILLING TOOL | SHANK | $\alpha_{di}$ |
|----------------------|-------|---------------|
| 33.390.716.01-2      | 3     | 30°           |
| 33.490.716.01-2      | 4     |               |
| 33.690.716.01-2      | 6     |               |

**DYNAMIC SCREWS**

**STRAIGHT SCREWS**

| DYNAMIC SCREW   | HIGH DYNAMIC SCREW | DYNAMIC SCREWDRIVER | SCREWDRIVER LENGTH (mm) |
|-----------------|--------------------|---------------------|-------------------------|
| 41.314.039.01-2 | -                  | 43.618.201.01-2     | 18                      |
|                 |                    | 43.624.201.01-2     | 24                      |
|                 |                    | 43.632.201.01-2     | 32                      |

| STRAIGHT SCREW  | SCREWDRIVER |
|-----------------|-------------|
| 40.314.014.01-2 | -           |

| ANALOG | LAB SCANBODY    |
|--------|-----------------|
| -      | 30.413.005.01-2 |

**LIBRARY OPTIONS:** GH = Gingival Height CH = Cement Height IG = Adaptor 3mm  $\alpha_s$  = Standard maximum angulation  $\alpha_c$  = Captive maximum angulation  $\alpha_{di}$  = Direct to implant maximum angulation R = Rotational / Non-Engaging NR = Non Rotational / Engaging

STANDARD DYNAMIC TIBASE

|    | GINGIVAL HEIGHT | $\alpha_s$ | $\alpha_c$ | GINGIVAL HEIGHT | $\alpha_s$ | $\alpha_c$ | GINGIVAL HEIGHT | $\alpha_s$ | $\alpha_c$ | GINGIVAL HEIGHT | $\alpha_s$ | $\alpha_c$ | GINGIVAL HEIGHT | $\alpha_s$ | $\alpha_c$ |
|----|-----------------|------------|------------|-----------------|------------|------------|-----------------|------------|------------|-----------------|------------|------------|-----------------|------------|------------|
|    | 0.9 mm          |            |            | mm              |            |            | mm              |            |            | mm              |            |            | mm              |            |            |
| R  | 31.320.166.01-2 | 45°        | 30°        | -               | -          | -          | -               | -          | -          | -               | -          | -          | -               | -          | -          |
| NR | 31.310.166.01-2 |            |            | -               | -          | -          | -               | -          | -          | -               | -          | -          | -               | -          | -          |

DYNAMIC 3TIBASE

|   | GINGIVAL HEIGHT | $\alpha_s$ | $\alpha_s$ | $\alpha_s$ |
|---|-----------------|------------|------------|------------|
|   |                 | CH+5mm     | CH+ 7mm    | CH+ 9mm    |
| - | -               | -          | -          | -          |
| - | -               | -          | -          | -          |

DYNAMIC SCANBODY (LAB/CLIN)

DIGITAL ANALOG

| SCANBODY        | HEIGHT mm | ADAPTOR                   | SCREWDRIVER ADAPTOR | DIGITAL ANALOG  |
|-----------------|-----------|---------------------------|---------------------|-----------------|
| 52.410.128.01-2 | 10        | 50.310.166.03-2<br>IG=3mm | 43.621.415.01-2     | 34.610.166.01-2 |
| -               | -         |                           |                     |                 |
| -               | -         |                           |                     |                 |

DYNAMIC MILLING TOOL

| DYNAMIC MILLING TOOL | SHANK | $\alpha_{di}$ |
|----------------------|-------|---------------|
| 33.330.734.01-2      | 3     | 20°           |
| 33.430.734.01-2      | 4     |               |
| 33.630.734.01-2      | 6     |               |

DYNAMIC SCREWS

STRAIGHT SCREWS

| DYNAMIC SCREW   | HIGH DYNAMIC SCREW | DYNAMIC SCREWDRIVER | SCREWDRIVER LENGTH (mm) |
|-----------------|--------------------|---------------------|-------------------------|
| 41.314.084.01-2 | -                  | 43.618.201.01-2     | 18                      |
|                 |                    | 43.624.201.01-2     | 24                      |
|                 |                    | 43.632.201.01-2     | 32                      |

| STRAIGHT SCREW  | SCREWDRIVER Hex. 1.25 |
|-----------------|-----------------------|
| 40.314.004.02-2 | 43.601.104.01-2       |

| ANALOG | LAB SCANBODY    |
|--------|-----------------|
| -      | 30.410.006.01-2 |

LIBRARY OPTIONS: GH = Gingival Height CH = Cement Height IG = Adaptor 3mm  $\alpha_s$  = Standard maximum angulation  $\alpha_c$  = Captive maximum angulation  $\alpha_{di}$  = Direct to implant maximum angulation R = Rotational / Non-Engaging NR = Non Rotational / Engaging

**STANDARD DYNAMIC TIBASE**

|    | GINGIVAL HEIGHT | $\alpha_s$ | $\alpha_c$ | GINGIVAL HEIGHT | $\alpha_s$ | $\alpha_c$ | GINGIVAL HEIGHT | $\alpha_s$ | $\alpha_c$ | GINGIVAL HEIGHT | $\alpha_s$ | $\alpha_c$ | GINGIVAL HEIGHT | $\alpha_s$ | $\alpha_c$ |
|----|-----------------|------------|------------|-----------------|------------|------------|-----------------|------------|------------|-----------------|------------|------------|-----------------|------------|------------|
|    | 0.9 mm          |            |            | mm              |            |            | mm              |            |            | mm              |            |            | mm              |            |            |
| R  | 31.322.167.01-2 | 43°        | 30°        | -               | -          | -          | -               | -          | -          | -               | -          | -          | -               | -          | -          |
| NR | 31.312.167.01-2 |            |            | -               | -          | -          | -               | -          | -          | -               | -          | -          | -               | -          | -          |

**DYNAMIC 3TIBASE**

|   | GINGIVAL HEIGHT | $\alpha_s$ | $\alpha_s$ | $\alpha_s$ |
|---|-----------------|------------|------------|------------|
|   |                 | CH+5mm     | CH+7mm     | CH+9mm     |
| - | -               | -          | -          | -          |
| - | -               | -          | -          | -          |

**DYNAMIC SCANBODY (LAB/CLIN)**

**DIGITAL ANALOG**

| SCANBODY        | HEIGHT mm | ADAPTOR                     | SCREWDRIVER ADAPTOR                | DIGITAL ANALOG  |
|-----------------|-----------|-----------------------------|------------------------------------|-----------------|
| 52.410.117.01-2 | 10        | 50.313.167.03-2<br>(IG-3mm) | 43.621.410.01-2<br>43.624.410.01-2 | 34.613.167.01-2 |
| 52.410.117.01-2 |           |                             |                                    |                 |
| 52.412.117.01-2 | 12        |                             |                                    |                 |

**DYNAMIC MILLING TOOL**

| DYNAMIC MILLING TOOL | SHANK | $\alpha_{di}$ |
|----------------------|-------|---------------|
| 33.330.734.01-2      | 3     | 20°           |
| 33.430.734.01-2      | 4     |               |
| 33.630.734.01-2      | 6     |               |

**DYNAMIC SCREWS**

**STRAIGHT SCREWS**

| DYNAMIC SCREW   | HIGH DYNAMIC SCREW | DYNAMIC SCREWDRIVER | SCREWDRIVER LENGTH (mm) |
|-----------------|--------------------|---------------------|-------------------------|
| 41.316.084.02-2 | -                  | 43.618.201.01-2     | 18                      |
|                 |                    | 43.624.201.01-2     | 24                      |
|                 |                    | 43.632.201.01-2     | 32                      |

| STRAIGHT SCREW  | SCREWDRIVER Hex. 1.25 |
|-----------------|-----------------------|
| 40.316.004.01-2 | 43.601.104.01-2       |

| ANALOG | LAB SCANBODY    |
|--------|-----------------|
| -      | 30.412.001.01-2 |

**LIBRARY OPTIONS:** GH = Gingival Height CH = Cement Height IG = Adaptor 3mm  $\alpha_s$  = Standard maximum angulation  $\alpha_c$  = Captive maximum angulation  $\alpha_{di}$  = Direct to implant maximum angulation R = Rotational / Non-Engaging NR = Non Rotational / Engaging

**STANDARD DYNAMIC TIBASE**

|    | GINGIVAL HEIGHT | $\alpha_s$ | $\alpha_c$ | GINGIVAL HEIGHT | $\alpha_s$ | $\alpha_c$ | GINGIVAL HEIGHT | $\alpha_s$ | $\alpha_c$      | GINGIVAL HEIGHT | $\alpha_s$ | $\alpha_c$ | GINGIVAL HEIGHT | $\alpha_s$ | $\alpha_c$ |
|----|-----------------|------------|------------|-----------------|------------|------------|-----------------|------------|-----------------|-----------------|------------|------------|-----------------|------------|------------|
|    | 0.6 mm          |            |            | 1.5 mm          |            |            | mm              |            |                 | 3 mm            |            |            | mm              |            |            |
| R  | 31.322.169.01-2 | 45°        | 29°        | 31.322.169.02-2 | 25°        | 15°        | -               | -          | -               | 31.322.169.04-2 | 20         | -          | -               | -          | -          |
| NR | 31.312.169.01-2 |            |            | 31.312.169.02-2 |            |            | -               | -          | 31.312.169.04-2 | -               |            | -          |                 |            |            |

**DYNAMIC 3TIBASE**

|    | GINGIVAL HEIGHT | $\alpha_s$ | $\alpha_c$ | $\alpha_s$ | GINGIVAL HEIGHT | $\alpha_s$ | $\alpha_c$ | $\alpha_s$ |
|----|-----------------|------------|------------|------------|-----------------|------------|------------|------------|
|    | 1.5 mm          | CH-5mm     | CH- 7mm    | CH- 9mm    | 3 mm            | CH-5mm     | CH- 7mm    | CH- 9mm    |
| R  | 31.322.169.22-2 | 30°        | 25°        | 15°        | 31.322.169.24-2 | 25°        | 20°        | 15°        |
| NR | 31.312.169.22-2 |            |            |            | 31.312.169.24-2 |            |            |            |

**DYNAMIC SCANBODY (LAB/CLIN)**

**DIGITAL ANALOG**

**DYNAMIC MILLING TOOL**

| SCANBODY        | HEIGHT mm | ADAPTOR                                  | SCREWDRIVER ADAPTOR | DIGITAL ANALOG  |
|-----------------|-----------|--|---------------------|-----------------|
| 52.410.117.01-2 | 10        | 50.312.169.01-2                          | 43.621.410.01-2     | 34.612.169.01-2 |
|                 |           |  | 43.624.410.01-2     |                 |
| 52.412.117.01-2 | 12        | 50.312.169.04-2<br><small>IG-3mm</small> |                     |                 |

| DYNAMIC MILLING TOOL | SHANK | $\alpha_{di}$ |
|----------------------|-------|---------------|
| 33.330.734.01-2      | 3     | 25°           |
| 33.430.734.01-2      | 4     |               |
| 33.630.734.01-2      | 6     |               |

**DYNAMIC SCREWS**

**STRAIGHT SCREWS**

| DYNAMIC SCREW   | HIGH DYNAMIC SCREW | DYNAMIC SCREWDRIVER | SCREWDRIVER LENGTH (mm) |
|-----------------|--------------------|---------------------|-------------------------|
| 41.317.070.01-2 | -                  | 43.618.201.01-2     | 18                      |
|                 |                    | 43.624.201.01-2     | 24                      |
|                 |                    | 43.632.201.01-2     | 32                      |

| STRAIGHT SCREW | SCREWDRIVER | ANALOG | LAB SCANBODY    |
|----------------|-------------|--------|-----------------|
| -              | -           | -      | 30.412.001.01-2 |

**MULTI-UNIT**

**ANGULATED MULTI-UNIT**

|   | GINGIVAL HEIGHT | GINGIVAL HEIGHT | GINGIVAL HEIGHT | GINGIVAL HEIGHT |
|---|-----------------|-----------------|-----------------|-----------------|
|   | 1 mm            | 2 mm            | 3 mm            | 4 mm            |
| R | 42.302.169.01-2 | 42.302.169.02-2 | 42.302.169.03-2 | 42.302.169.04-2 |

|    | GINGIVAL HEIGHT | GINGIVAL HEIGHT | GINGIVAL HEIGHT | GINGIVAL HEIGHT |
|----|-----------------|-----------------|-----------------|-----------------|
|    | 1.5 mm          | 2.5 mm          | 3.5 mm          | 4.5 mm          |
| NR | 48.312.169.01-2 | 48.312.169.02-2 | 48.312.169.03-2 | -               |

**LIBRARY OPTIONS:** GH = Gingival Height CH = Cement Height IG = Adaptor 3mm  $\alpha_s$  = Standard maximum angulation  $\alpha_c$  = Captive maximum angulation  $\alpha_{di}$  = Direct to implant maximum angulation R = Rotational / Non-Engaging NR = Non Rotational / Engaging



STANDARD DYNAMIC TIBASE

|    | GINGIVAL HEIGHT | $\alpha_s$ | $\alpha_c$ | GINGIVAL HEIGHT | $\alpha_s$ | $\alpha_c$ | GINGIVAL HEIGHT | $\alpha_s$ | $\alpha_c$ | GINGIVAL HEIGHT | $\alpha_s$ | $\alpha_c$ | GINGIVAL HEIGHT | $\alpha_s$ | $\alpha_c$ |
|----|-----------------|------------|------------|-----------------|------------|------------|-----------------|------------|------------|-----------------|------------|------------|-----------------|------------|------------|
|    | 0.3 mm          |            |            | mm              |            |            | mm              |            |            | mm              |            |            | mm              |            |            |
| R  | 31.322.170.01-2 | 38°        | -          | -               | -          | -          | -               | -          | -          | -               | -          | -          | -               | -          | -          |
| NR | 31.312.170.01-2 |            |            | -               |            |            | -               |            |            | -               |            |            | -               |            |            |

DYNAMIC 3TIBASE

|    | GINGIVAL HEIGHT | $\alpha_s$ | $\alpha_c$ | $\alpha_s$ |
|----|-----------------|------------|------------|------------|
|    | 0.3 mm          | CH-5mm     | CH- 7mm    | CH- 9mm    |
| R  | 31.322.170.21-2 | 30°        | 20°        | 15°        |
| NR | 31.312.170.21-2 |            |            |            |

DYNAMIC SCANBODY (LAB/CLIN)

DIGITAL ANALOG

| SCANBODY | HEIGHT mm | ADAPTOR | SCREWDRIVER ADAPTOR | DIGITAL ANALOG |
|----------|-----------|---------|---------------------|----------------|
| -        | -         | -       | -                   | -              |
| -        | -         |         |                     |                |
| -        | -         |         |                     |                |

DYNAMIC MILLING TOOL

| DYNAMIC MILLING TOOL | SHANK | $\alpha_{di}$ |
|----------------------|-------|---------------|
| 33.390.754.01-2      | 3     | 25°           |
| 33.490.754.01-2      | 4     |               |
| 33.690.754.01-2      | 6     |               |

SCANBODY OP

| SCANBODY                | PEEK PINS               | TYPE            |
|-------------------------|-------------------------|-----------------|
| 54.315.170.21-2         | 49.414.000.01-2 (6 mm)  | A               |
|                         | 49.415.000.01-2 (9 mm)  |                 |
|                         | 49.416.000.01-2 (13 mm) |                 |
|                         | 49.414.000.02-2 (6 mm)  | B               |
|                         | 49.415.000.02-2 (9 mm)  |                 |
|                         | 49.416.000.02-2 (13 mm) | C               |
| 49.414.000.03-2 (6 mm)  |                         |                 |
| 49.415.000.03-2 (9 mm)  |                         |                 |
| 49.416.000.03-2 (13 mm) |                         |                 |
| SCREWDRIVER             |                         | 43.601.103.02-2 |

DYNAMIC SCREWS

| DYNAMIC SCREW   | HIGH DYNAMIC SCREW | DYNAMIC SCREWDRIVER | SCREWDRIVER LENGTH (mm) |
|-----------------|--------------------|---------------------|-------------------------|
| 41.316.079.02-2 | -                  | 43.618.201.01-2     | 18                      |
|                 |                    | 43.624.201.01-2     | 24                      |
|                 |                    | 43.632.201.01-2     | 32                      |

STRAIGHT SCREWS

| STRAIGHT SCREW | SCREWDRIVER |
|----------------|-------------|
| -              | -           |

| ANALOG | LAB SCANBODY    |
|--------|-----------------|
| -      | 30.410.006.01-2 |

LIBRARY OPTIONS: GH = Gingival Height CH = Cement Height IG = Adaptor 3mm  $\alpha_s$  = Standard maximum angulation  $\alpha_c$  = Captive maximum angulation  $\alpha_{di}$  = Direct to implant maximum angulation R = Rotational / Non-Engaging NR = Non Rotational / Engaging

**STANDARD DYNAMIC TIBASE**

|    | GINGIVAL HEIGHT | $\alpha_s$ | $\alpha_c$ | GINGIVAL HEIGHT | $\alpha_s$ | $\alpha_c$ | GINGIVAL HEIGHT | $\alpha_s$ | $\alpha_c$ | GINGIVAL HEIGHT | $\alpha_s$ | $\alpha_c$ | GINGIVAL HEIGHT | $\alpha_s$ | $\alpha_c$ |
|----|-----------------|------------|------------|-----------------|------------|------------|-----------------|------------|------------|-----------------|------------|------------|-----------------|------------|------------|
|    | 0.3 mm          |            |            | mm              |            |            | mm              |            |            | mm              |            |            | mm              |            |            |
| R  | 31.323.171.01-2 | 35°        | -          | -               | -          | -          | -               | -          | -          | -               | -          | -          | -               | -          | -          |
| NR | 31.313.171.01-2 |            |            | -               | -          | -          | -               | -          | -          | -               | -          | -          | -               | -          | -          |

**DYNAMIC 3TIBASE**

|   | GINGIVAL HEIGHT | $\alpha_s$ | $\alpha_c$ | $\alpha_s$ |
|---|-----------------|------------|------------|------------|
|   |                 | CH-5mm     | CH- 7mm    | CH- 9mm    |
| - | -               | -          | -          | -          |
| - | -               |            |            |            |

**DYNAMIC SCANBODY (LAB/CLIN)**

**DIGITAL ANALOG**

| SCANBODY | HEIGHT mm | ADAPTOR | SCREWDRIVER ADAPTOR | DIGITAL ANALOG |
|----------|-----------|---------|---------------------|----------------|
| -        | -         | -       | -                   | -              |
| -        | -         |         |                     |                |
| -        | -         |         |                     |                |

**DYNAMIC MILLING TOOL**

| DYNAMIC MILLING TOOL | SHANK | $\alpha_{di}$ |
|----------------------|-------|---------------|
| 33.390.754.01-2      | 3     | 25°           |
| 33.490.754.01-2      | 4     |               |
| 33.690.754.01-2      | 6     |               |

**DYNAMIC SCREWS**

| DYNAMIC SCREW   | HIGH DYNAMIC SCREW | DYNAMIC SCREWDRIVER | SCREWDRIVER LENGTH (mm) |
|-----------------|--------------------|---------------------|-------------------------|
| 41.316.079.02-2 | -                  | 43.618.201.01-2     | 18                      |
|                 |                    | 43.624.201.01-2     | 24                      |
|                 |                    | 43.632.201.01-2     | 32                      |

**STRAIGHT SCREWS**

| STRAIGHT SCREW | SCREWDRIVER | ANALOG | LAB SCANBODY    |
|----------------|-------------|--------|-----------------|
| -              | -           | -      | 30.412.001.01-2 |

**LIBRARY OPTIONS:** GH = Gingival Height CH = Cement Height IG = Adaptor 3mm  $\alpha_s$  = Standard maximum angulation  $\alpha_c$  = Captive maximum angulation  $\alpha_{di}$  = Direct to implant maximum angulation R = Rotational / Non-Engaging NR = Non Rotational / Engaging

STANDARD DYNAMIC TIBASE

|    | GINGIVAL HEIGHT | $\alpha_s$ | $\alpha_c$ | GINGIVAL HEIGHT | $\alpha_s$ | $\alpha_c$ | GINGIVAL HEIGHT | $\alpha_s$ | $\alpha_c$ | GINGIVAL HEIGHT | $\alpha_s$ | $\alpha_c$ | GINGIVAL HEIGHT | $\alpha_s$ | $\alpha_c$ |
|----|-----------------|------------|------------|-----------------|------------|------------|-----------------|------------|------------|-----------------|------------|------------|-----------------|------------|------------|
|    | 0.5 mm          |            |            | mm              |            |            | mm              |            |            | mm              |            |            | mm              |            |            |
| R  | 31.323.173.01-2 | 45°        | 30°        | -               | -          | -          | -               | -          | -          | -               | -          | -          | -               | -          | -          |
| NR | -               |            |            | -               | -          | -          | -               | -          | -          | -               | -          | -          | -               | -          | -          |

DYNAMIC 3TIBASE

|    | GINGIVAL HEIGHT | $\alpha_s$ | $\alpha_s$ | $\alpha_s$ |
|----|-----------------|------------|------------|------------|
|    | mm              | CH+5mm     | CH+ 7mm    | CH+ 9mm    |
| R  | -               | -          | -          | -          |
| NR | -               |            |            |            |

DYNAMIC SCANBODY (LAB/CLIN)

DIGITAL ANALOG

| SCANBODY | HEIGHT mm | ADAPTOR | SCREWDRIVER ADAPTOR | DIGITAL ANALOG |
|----------|-----------|---------|---------------------|----------------|
| -        | -         | -       | -                   | -              |
| -        | -         |         |                     |                |
| -        | -         |         |                     |                |

DYNAMIC MILLING TOOL

| DYNAMIC MILLING TOOL | SHANK | $\alpha_{di}$ |
|----------------------|-------|---------------|
| -                    | -     | -             |
| -                    | -     |               |
| -                    | -     |               |

DYNAMIC SCREWS

STRAIGHT SCREWS

| DYNAMIC SCREW   | HIGH DYNAMIC SCREW | DYNAMIC SCREWDRIVER | SCREWDRIVER LENGTH (mm) |
|-----------------|--------------------|---------------------|-------------------------|
| 41.314.040.02-2 | -                  | 43.618.201.01-2     | 18                      |
|                 |                    | 43.624.201.01-2     | 24                      |
|                 |                    | 43.632.201.01-2     | 32                      |

| STRAIGHT SCREW  | SCREWDRIVER |
|-----------------|-------------|
| 40.314.012.01-2 | -           |

| ANALOG | LAB SCANBODY    |
|--------|-----------------|
| -      | 30.413.005.01-2 |

LIBRARY OPTIONS: GH = Gingival Height CH = Cement Height IG = Adaptor 3mm  $\alpha_s$  = Standard maximum angulation  $\alpha_c$  = Captive maximum angulation  $\alpha_{di}$  = Direct to implant maximum angulation R = Rotational / Non-Engaging NR = Non Rotational / Engaging

**STANDARD DYNAMIC TIBASE**

|    | GINGIVAL HEIGHT | $\alpha_s$ | $\alpha_c$ | GINGIVAL HEIGHT | $\alpha_s$ | $\alpha_c$ | GINGIVAL HEIGHT | $\alpha_s$ | $\alpha_c$ | GINGIVAL HEIGHT | $\alpha_s$ | $\alpha_c$ | GINGIVAL HEIGHT | $\alpha_s$ | $\alpha_c$ |
|----|-----------------|------------|------------|-----------------|------------|------------|-----------------|------------|------------|-----------------|------------|------------|-----------------|------------|------------|
|    | 0.5 mm          |            |            | mm              |            |            | mm              |            |            | mm              |            |            | mm              |            |            |
| R  | -               | 35°        | -          | -               | -          | -          | -               | -          | -          | -               | -          | -          | -               | -          | -          |
| NR | 31.310.176.01-2 |            |            | -               |            |            | -               |            |            | -               |            |            | -               |            |            |

**DYNAMIC 3TIBASE**

|    | GINGIVAL HEIGHT | $\alpha_s$ | $\alpha_s$ | $\alpha_s$ |
|----|-----------------|------------|------------|------------|
|    | mm              | CH+5mm     | CH+ 7mm    | CH+ 9mm    |
| R  | -               | -          | -          | -          |
| NR | -               |            |            |            |

**DYNAMIC SCANBODY (LAB/CLIN)**

**DIGITAL ANALOG**

| SCANBODY        | HEIGHT mm | ADAPTOR         | SCREWDRIVER ADAPTOR | DIGITAL ANALOG  |
|-----------------|-----------|-----------------|---------------------|-----------------|
| 52.408.138.01-2 | 8         | 50.310.176.01-2 | 43.621.415.01-2     | 34.610.176.01-2 |
| -               | -         |                 |                     |                 |
| -               | -         |                 |                     |                 |

**DYNAMIC MILLING TOOL**

| DYNAMIC MILLING TOOL | SHANK | $\alpha_{di}$ |
|----------------------|-------|---------------|
| 33.360.756.01-2      | 3     | 30°           |
| 33.460.756.01-2      | 4     |               |
| 33.660.756.01-2      | 6     |               |

**DYNAMIC SCREWS**

| DYNAMIC SCREW   | HIGH DYNAMIC SCREW | DYNAMIC SCREWDRIVER | SCREWDRIVER LENGTH (mm) |
|-----------------|--------------------|---------------------|-------------------------|
| 41.314.044.01-2 | -                  | 43.618.201.01-2     | 18                      |
|                 |                    | 43.624.201.01-2     | 24                      |
|                 |                    | 43.632.201.01-2     | 32                      |

**STRAIGHT SCREWS**

| STRAIGHT SCREW | SCREWDRIVER |
|----------------|-------------|
| -              | -           |

**ANALOG**

**LAB SCANBODY**

|   |                 |
|---|-----------------|
| - | 30.410.006.01-2 |
|---|-----------------|

**LIBRARY OPTIONS:** GH = Gingival Height CH = Cement Height IG = Adaptor 3mm  $\alpha_s$  = Standard maximum angulation  $\alpha_c$  = Captive maximum angulation  $\alpha_{di}$  = Direct to implant maximum angulation R = Rotational / Non-Engaging NR = Non Rotational / Engaging

| STANDARD DYNAMIC TIBASE |                 |            |            |                 |            |            |                 |            |            |                 |            |            |                 |            |            |
|-------------------------|-----------------|------------|------------|-----------------|------------|------------|-----------------|------------|------------|-----------------|------------|------------|-----------------|------------|------------|
|                         | GINGIVAL HEIGHT | $\alpha_s$ | $\alpha_c$ | GINGIVAL HEIGHT | $\alpha_s$ | $\alpha_c$ | GINGIVAL HEIGHT | $\alpha_s$ | $\alpha_c$ | GINGIVAL HEIGHT | $\alpha_s$ | $\alpha_c$ | GINGIVAL HEIGHT | $\alpha_s$ | $\alpha_c$ |
|                         | 1.5 mm          |            |            | mm              |            |            | mm              |            |            | mm              |            |            | mm              |            |            |
| R                       | 31.320.178.01-2 | 45°        | -          | -               | -          | -          | -               | -          | -          | -               | -          | -          | -               | -          | -          |
| NR                      | 31.310.178.01-2 |            |            | -               |            |            | -               |            |            | -               |            |            | -               |            |            |

| DYNAMIC 3TIBASE |                 |            |            |            |
|-----------------|-----------------|------------|------------|------------|
|                 | GINGIVAL HEIGHT | $\alpha_s$ | $\alpha_c$ | $\alpha_d$ |
|                 |                 | CH-5mm     | CH-7mm     | CH-9mm     |
| -               | -               | -          | -          | -          |
| -               | -               |            |            |            |

| DYNAMIC SCANBODY (LAB/CLIN) |           |         |                     | DIGITAL ANALOG |
|-----------------------------|-----------|---------|---------------------|----------------|
| SCANBODY                    | HEIGHT mm | ADAPTOR | SCREWDRIVER ADAPTOR | DIGITAL ANALOG |
| -                           | -         | -       | -                   | -              |
| -                           | -         |         |                     |                |
| -                           | -         |         |                     |                |

| DYNAMIC MILLING TOOL |       |               |
|----------------------|-------|---------------|
| DYNAMIC MILLING TOOL | SHANK | $\alpha_{di}$ |
| -                    | -     | -             |
| -                    | -     |               |
| -                    | -     |               |

| DYNAMIC SCREWS  |                    |                     |                         |
|-----------------|--------------------|---------------------|-------------------------|
| DYNAMIC SCREW   | HIGH DYNAMIC SCREW | DYNAMIC SCREWDRIVER | SCREWDRIVER LENGTH (mm) |
| 41.316.080.01-2 | -                  | 43.618.201.01-2     | 18                      |
|                 |                    | 43.624.201.01-2     | 24                      |
|                 |                    | 43.632.201.01-2     | 32                      |

| STRAIGHT SCREWS |             |
|-----------------|-------------|
| STRAIGHT SCREW  | SCREWDRIVER |
| -               | -           |

| ANALOG | LAB SCANBODY    |
|--------|-----------------|
| -      | 30.410.006.01-2 |

LIBRARY OPTIONS: GH = Gingival Height CH = Cement Height IG = Adaptor 3mm  $\alpha_s$  = Standard maximum angulation  $\alpha_c$  = Captive maximum angulation  $\alpha_d$  = Direct to implant maximum angulation R = Rotational / Non-Engaging NR = Non Rotational / Engaging

**STANDARD DYNAMIC TIBASE**

|    | GINGIVAL HEIGHT | $\alpha_s$ | $\alpha_c$ | GINGIVAL HEIGHT | $\alpha_s$ | $\alpha_c$ | GINGIVAL HEIGHT | $\alpha_s$ | $\alpha_c$ | GINGIVAL HEIGHT | $\alpha_s$ | $\alpha_c$ | GINGIVAL HEIGHT | $\alpha_s$ | $\alpha_c$ |
|----|-----------------|------------|------------|-----------------|------------|------------|-----------------|------------|------------|-----------------|------------|------------|-----------------|------------|------------|
|    | 0.4 mm          |            |            | mm              |            |            | mm              |            |            | mm              |            |            | mm              |            |            |
| R  | 31.322.181.01-2 | 45°        | -          | -               | -          | -          | -               | -          | -          | -               | -          | -          | -               | -          | -          |
| NR | -               |            |            | -               | -          | -          | -               | -          | -          | -               | -          | -          | -               | -          | -          |

**DYNAMIC 3TIBASE**

|    | GINGIVAL HEIGHT | $\alpha_s$ | $\alpha_c$ | $\alpha_s$ |
|----|-----------------|------------|------------|------------|
|    | 0.4 mm          | CH-5mm     | CH- 7mm    | CH- 9mm    |
| R  | 31.322.181.21-2 | 30°        | 30°        | 20°        |
| NR | -               |            |            |            |

**DYNAMIC SCANBODY (LAB/CLIN)**

**DIGITAL ANALOG**

| SCANBODY        | HEIGHT mm | ADAPTOR         | SCREWDRIVER ADAPTOR | DIGITAL ANALOG |
|-----------------|-----------|-----------------|---------------------|----------------|
| 52.408.112.01-2 | 8         | 50.312.181.01-2 | 43.620.411.01-2     | -              |
| -               | -         |                 |                     |                |
| -               | -         |                 |                     |                |

**DYNAMIC MILLING TOOL**

**SCANALOG**

| DYNAMIC MILLING TOOL | SHANK | $\alpha_{di}$ |
|----------------------|-------|---------------|
| 33.360.756.01-2      | 3     | 30°           |
| 33.460.756.01-2      | 4     |               |
| 33.660.756.01-2      | 6     |               |

|                 |
|-----------------|
| 23.412.181.01-2 |
|-----------------|

**DYNAMIC SCREWS**

**STRAIGHT SCREWS**

| DYNAMIC SCREW   | HIGH DYNAMIC SCREW | DYNAMIC DRIVER  | SCREW-DRIVER | SCREWDRIVER LENGTH (mm) |
|-----------------|--------------------|-----------------|--------------|-------------------------|
| 41.318.043.01-2 | -                  | 43.618.201.01-2 |              | 18                      |
|                 |                    | 43.624.201.01-2 |              | 24                      |
|                 |                    | 43.632.201.01-2 |              | 32                      |

| STRAIGHT SCREW | SCREWDRIVER |
|----------------|-------------|
| -              | -           |

| ANALOG | LAB SCANBODY    |
|--------|-----------------|
| -      | 30.413.005.01-2 |

**LIBRARY OPTIONS:** GH = Gingival Height CH = Cement Height IG = Adaptor 3mm  $\alpha_s$  = Standard maximum angulation  $\alpha_c$  = Captive maximum angulation  $\alpha_{di}$  = Direct to implant maximum angulation R = Rotational / Non-Engaging NR = Non Rotational / Engaging

STANDARD DYNAMIC TIBASE

|    | GINGIVAL HEIGHT | $\alpha_s$ | $\alpha_c$ | GINGIVAL HEIGHT | $\alpha_s$ | $\alpha_c$ | GINGIVAL HEIGHT | $\alpha_s$ | $\alpha_c$ | GINGIVAL HEIGHT | $\alpha_s$ | $\alpha_c$ | GINGIVAL HEIGHT | $\alpha_s$ | $\alpha_c$ |
|----|-----------------|------------|------------|-----------------|------------|------------|-----------------|------------|------------|-----------------|------------|------------|-----------------|------------|------------|
|    | 0.5 mm          |            |            | mm              |            |            | mm              |            |            | mm              |            |            | mm              |            |            |
| R  | 31.322.183.01-2 | 45°        | -          | -               | -          | -          | -               | -          | -          | -               | -          | -          | -               | -          | -          |
| NR | -               |            |            | -               |            |            | -               |            |            | -               |            |            | -               |            |            |

DYNAMIC 3TIBASE

| GINGIVAL HEIGHT | $\alpha_s$ | $\alpha_c$ | $\alpha_d$ |
|-----------------|------------|------------|------------|
|                 | CH-5mm     | CH-7mm     | CH-9mm     |
| -               | -          | -          | -          |
| -               | -          | -          | -          |

DYNAMIC SCANBODY (LAB/CLIN)

DIGITAL ANALOG

| SCANBODY        | HEIGHT mm | ADAPTOR         | SCREWDRIVER ADAPTOR | DIGITAL ANALOG  |
|-----------------|-----------|-----------------|---------------------|-----------------|
| 52.408.136.01-2 | 8         | 50.312.183.01-2 | 43.620.411.01-2     | 34.612.183.01-2 |
| -               | -         |                 |                     |                 |
| -               | -         |                 |                     |                 |

DYNAMIC MILLING TOOL

| DYNAMIC MILLING TOOL | SHANK | $\alpha_{di}$ |
|----------------------|-------|---------------|
| 33.330.734.01-2      | 3     | 30°           |
| 33.430.734.01-2      | 4     |               |
| 33.630.734.01-2      | 6     |               |

DYNAMIC SCREWS

| DYNAMIC SCREW   | HIGH DYNAMIC SCREW | DYNAMIC SCREWDRIVER | SCREWDRIVER LENGTH (mm) |
|-----------------|--------------------|---------------------|-------------------------|
| 41.316.048.02-2 | -                  | 43.618.201.01-2     | 18                      |
|                 |                    | 43.624.201.01-2     | 24                      |
|                 |                    | 43.632.201.01-2     | 32                      |

STRAIGHT SCREWS

| STRAIGHT SCREW | SCREWDRIVER |
|----------------|-------------|
| -              | -           |

REFERENCE SCANBODY

| SCANBODY        | PEEK PINS   | TYPE |
|-----------------|---|------|
| 54.322.183.31-2 | 49.414.000.01-2 (6 mm)<br>49.415.000.01-2 (9 mm)<br>49.416.000.01-2 (13 mm) | A    |
|                 | 49.414.000.02-2 (6 mm)<br>49.415.000.02-2 (9 mm)<br>49.416.000.02-2 (13 mm) | B    |
|                 | 49.414.000.03-2 (6 mm)<br>49.415.000.03-2 (9 mm)<br>49.416.000.03-2 (13 mm) | C    |
|                 | <b>CAPS</b>   | mm   |
|                 | 49.418.000.01-2 (Regular)<br>49.418.000.02-2 (Wide)                         | 3.8  |
|                 | 49.419.000.01-2 (Regular)<br>49.419.000.02-2 (Wide)                         | 6    |
|                 | 49.420.000.01-2 (Regular)<br>49.420.000.02-2 (Wide)                         | 8    |

LIBRARY OPTIONS: GH = Gingival Height CH = Cement Height IG = Adaptor 3mm  $\alpha_s$  = Standard maximum angulation  $\alpha_c$  = Captive maximum angulation  $\alpha_d$  = Direct to implant maximum angulation R = Rotational / Non-Engaging NR = Non Rotational / Engaging

**STANDARD DYNAMIC TIBASE**

|    | GINGIVAL HEIGHT | $\alpha_s$ | $\alpha_c$ | GINGIVAL HEIGHT | $\alpha_s$ | $\alpha_c$ | GINGIVAL HEIGHT | $\alpha_s$ | $\alpha_c$ | GINGIVAL HEIGHT | $\alpha_s$ | $\alpha_c$ | GINGIVAL HEIGHT | $\alpha_s$ | $\alpha_c$ |
|----|-----------------|------------|------------|-----------------|------------|------------|-----------------|------------|------------|-----------------|------------|------------|-----------------|------------|------------|
|    | 1.2 mm          |            |            | 2.5 mm          |            |            | 3.5 mm          |            |            | mm              |            |            | mm              |            |            |
| R  | 31.323.186.01-2 | 40°        | 30°        | 31.323.186.02-2 | 20°        | 18°        | 31.323.186.03-2 | 15°        | -          | -               | 0          | 0          | -               | 0          | 0          |
| NR | 31.313.186.01-2 |            |            | 31.313.186.02-2 |            |            | 31.313.186.03-2 |            |            | -               | 0          | 0          | -               | 0          | 0          |

**DYNAMIC 3TIBASE**

|    | GINGIVAL HEIGHT | $\alpha_s$ | $\alpha_s$ | $\alpha_s$ | GINGIVAL HEIGHT | $\alpha_s$ | $\alpha_s$ | $\alpha_s$ |
|----|-----------------|------------|------------|------------|-----------------|------------|------------|------------|
|    | 1.2 mm          | CH+5mm     | CH+ 7mm    | CH+ 9mm    | 2.5 mm          | CH+5mm     | CH+ 7mm    | CH+ 9mm    |
| R  | 31.323.186.21-2 | 30°        | 25°        | 15°        | 31.323.186.22-2 | 30°        | 25°        | 15°        |
| NR | 31.313.186.21-2 |            |            |            | 31.313.186.22-2 |            |            |            |

**DYNAMIC SCANBODY (LAB/CLIN)**

**DIGITAL ANALOG**

**DYNAMIC MILLING TOOL**

**SCANBODY OP**

| SCANBODY        | HEIGHT mm | ADAPTOR                     | SCREWDRIVER ADAPTOR                | DIGITAL ANALOG  |
|-----------------|-----------|-----------------------------|------------------------------------|-----------------|
| 52.408.101.01-2 | 8         | 50.313.186.04-2<br>(IG+3mm) | 43.621.410.01-2<br>43.624.410.01-2 | 34.613.186.01-2 |
| 52.410.101.01-2 | 10        |                             |                                    |                 |
| 52.412.101.01-2 | 12        |                             |                                    |                 |

| DYNAMIC MILLING TOOL | SHANK | $\alpha_{di}$ |
|----------------------|-------|---------------|
| 33.330.734.01-2      | 3     | 25            |
| 33.430.734.01-2      | 4     |               |
| 33.630.734.01-2      | 6     |               |

| SCANBODY        | PEEK PINS               | TYPE |
|-----------------|-------------------------|------|
| 54.315.186.21-2 | 49.414.000.01-2 (6 mm)  | A    |
|                 | 49.415.000.01-2 (9 mm)  |      |
|                 | 49.416.000.01-2 (13 mm) |      |
|                 | 49.414.000.02-2 (6 mm)  | B    |
|                 | 49.415.000.02-2 (9 mm)  |      |
|                 | 49.416.000.02-2 (13 mm) |      |
|                 | 49.414.000.03-2 (6 mm)  | C    |
|                 | 49.415.000.03-2 (9 mm)  |      |
|                 | 49.416.000.03-2 (13 mm) |      |

**DYNAMIC SCREWS**

**STRAIGHT SCREWS**

| DYNAMIC SCREW   | HIGH DYNAMIC SCREW | DYNAMIC SCREWDRIVER | SCREWDRIVER LENGTH (mm) |
|-----------------|--------------------|---------------------|-------------------------|
| 41.316.084.02-2 | -                  | 43.618.201.01-2     | 18                      |
|                 |                    | 43.624.201.01-2     | 24                      |
|                 |                    | 43.632.201.01-2     | 32                      |

| STRAIGHT SCREW | SCREWDRIVER |
|----------------|-------------|
| -              | -           |

| ANALOG | LAB SCANBODY    |
|--------|-----------------|
| -      | 30.413.002.01-2 |

**MULTI-UNIT**

**ANGULATED MULTI-UNIT**

|   | GINGIVAL HEIGHT | GINGIVAL HEIGHT | GINGIVAL HEIGHT | GINGIVAL HEIGHT | GINGIVAL HEIGHT | GINGIVAL HEIGHT | GINGIVAL HEIGHT | GINGIVAL HEIGHT | GINGIVAL HEIGHT |   |
|---|-----------------|-----------------|-----------------|-----------------|-----------------|-----------------|-----------------|-----------------|-----------------|---|
|   | 1 mm            | 2 mm            | 3 mm            | 4 mm            | 5 mm            | 1.5 mm          | 2.5 mm          | 3.5 mm          | 4.5 mm          |   |
| R | 42.303.186.01-2 | 42.303.186.02-2 | 42.303.186.03-2 | 42.303.186.04-2 | 42.303.186.05-2 | NR              | -               | 48.312.186.02-2 | 48.312.186.03-2 | - |

**LIBRARY OPTIONS:** GH = Gingival Height CH = Cement Height IG = Adaptor 3mm  $\alpha_s$  = Standard maximum angulation  $\alpha_c$  = Captive maximum angulation  $\alpha_{di}$  = Direct to implant maximum angulation R = Rotational / Non-Engaging NR = Non Rotational / Engaging



STANDARD DYNAMIC TIBASE

|    | GINGIVAL HEIGHT<br>0.3 mm | $\alpha_s$ | $\alpha_c$ | GINGIVAL HEIGHT<br>0.5 mm | $\alpha_s$ | $\alpha_c$      | GINGIVAL HEIGHT<br>1 mm | $\alpha_s$ | $\alpha_c$ | GINGIVAL HEIGHT<br>mm | $\alpha_s$ | $\alpha_c$ | GINGIVAL HEIGHT<br>mm | $\alpha_s$ | $\alpha_c$ |
|----|---------------------------|------------|------------|---------------------------|------------|-----------------|-------------------------|------------|------------|-----------------------|------------|------------|-----------------------|------------|------------|
| R  | 31.322.009.01-2           | 45°        | 25°        | 31.322.009.02-2           | 25°        | -               | 31.322.009.03-2         | 25°        | -          | -                     | -          | -          | -                     | -          | -          |
| NR | 31.312.009.01-2           |            |            | 31.312.009.02-2           |            | 31.312.009.03-2 | -                       |            | -          | -                     | -          |            |                       |            |            |

DYNAMIC 3TIBASE

| GINGIVAL HEIGHT | $\alpha_s$ | $\alpha_c$ | $\alpha_s$ |
|-----------------|------------|------------|------------|
|                 | CH-5mm     | CH-7mm     | CH-9mm     |
| -               | -          | -          | -          |
| -               | -          | -          | -          |

DYNAMIC SCANBODY (LAB/CLIN)

DIGITAL ANALOG

| SCANBODY        | HEIGHT mm | ADAPTOR         | SCREWDRIVER ADAPTOR | DIGITAL ANALOG  |
|-----------------|-----------|-----------------|---------------------|-----------------|
| 52.410.114.01-2 | 10        | 50.312.187.01-2 | 43.621.410.01-2     | 34.612.187.01-2 |
|                 |           |                 | 43.624.410.01-2     |                 |
| 52.412.114.01-2 | 12        |                 |                     |                 |

DYNAMIC MILLING TOOL

| DYNAMIC MILLING TOOL | SHANK | $\alpha_{di}$ |
|----------------------|-------|---------------|
| 33.390.716.01-2      | 3     | 25°           |
| 33.490.716.01-2      | 4     |               |
| 33.690.716.01-2      | 6     |               |

DYNAMIC SCREWS

| DYNAMIC SCREW   | HIGH DYNAMIC SCREW | DYNAMIC SCREWDRIVER | SCREWDRIVER LENGTH (mm) |
|-----------------|--------------------|---------------------|-------------------------|
| 41.316.059.01-2 | -                  | 43.618.201.01-2     | 18                      |
|                 |                    | 43.624.201.01-2     | 24                      |
|                 |                    | 43.632.201.01-2     | 32                      |

STRAIGHT SCREWS

| STRAIGHT SCREW | SCREWDRIVER |
|----------------|-------------|
| -              | -           |

ANALOG

LAB SCANBODY

|   |                 |
|---|-----------------|
| - | 30.412.001.01-2 |
|---|-----------------|

LIBRARY OPTIONS: GH = Gingival Height CH = Cement Height IG = Adaptor 3mm  $\alpha_s$  = Standard maximum angulation  $\alpha_c$  = Captive maximum angulation  $\alpha_{di}$  = Direct to implant maximum angulation R = Rotational / Non-Engaging NR = Non Rotational / Engaging

**STANDARD DYNAMIC TIBASE**

|    | GINGIVAL HEIGHT | $\alpha_s$ | $\alpha_c$ | GINGIVAL HEIGHT | $\alpha_s$ | $\alpha_c$ | GINGIVAL HEIGHT | $\alpha_s$ | $\alpha_c$ | GINGIVAL HEIGHT | $\alpha_s$ | $\alpha_c$ | GINGIVAL HEIGHT | $\alpha_s$ | $\alpha_c$ |
|----|-----------------|------------|------------|-----------------|------------|------------|-----------------|------------|------------|-----------------|------------|------------|-----------------|------------|------------|
|    | 1.5 mm          |            |            | mm              |            |            | 3.5 mm          |            |            | mm              |            |            | mm              |            |            |
| R  | 31.320.188.01-2 | 45°        | -          | -               | -          | -          | -               | -          | -          | -               | -          | -          | -               | -          | -          |
| NR | 31.310.188.01-2 |            | -          | -               | -          | -          | -               | -          | -          | -               | -          | -          | -               | -          | -          |

**DYNAMIC 3TIBASE**

| GINGIVAL HEIGHT | $\alpha_s$ | $\alpha_c$ | $\alpha_d$ |
|-----------------|------------|------------|------------|
|                 | CH-5mm     | CH-7mm     | CH-9mm     |
| -               | -          | -          | -          |
| -               | -          | -          | -          |

**DYNAMIC SCANBODY (LAB/CLIN)**

**DIGITAL ANALOG**

| SCANBODY | HEIGHT mm | ADAPTOR | SCREWDRIVER ADAPTOR | DIGITAL ANALOG |
|----------|-----------|---------|---------------------|----------------|
| -        | -         | -       | -                   | -              |
| -        | -         |         |                     |                |
| -        | -         |         |                     |                |

**DYNAMIC MILLING TOOL**

| DYNAMIC MILLING TOOL | SHANK | $\alpha_{di}$ |
|----------------------|-------|---------------|
| -                    | -     | -             |
| -                    | -     |               |
| -                    | -     |               |

**DYNAMIC SCREWS**

| DYNAMIC SCREW   | HIGH DYNAMIC SCREW | DYNAMIC SCREWDRIVER | SCREWDRIVER LENGTH (mm) |
|-----------------|--------------------|---------------------|-------------------------|
| 41.315.078.01-2 | -                  | 43.618.201.01-2     | 18                      |
|                 |                    | 43.624.201.01-2     | 24                      |
|                 |                    | 43.632.201.01-2     | 32                      |

**STRAIGHT SCREWS**

| STRAIGHT SCREW | SCREWDRIVER | ANALOG | LAB SCANBODY    |
|----------------|-------------|--------|-----------------|
| -              | -           | -      | 30.410.006.01-2 |

**LIBRARY OPTIONS:** GH = Gingival Height CH = Cement Height IG = Adaptor 3mm  $\alpha_s$  = Standard maximum angulation  $\alpha_c$  = Captive maximum angulation  $\alpha_d$  = Direct to implant maximum angulation R = Rotational / Non-Engaging NR = Non Rotational / Engaging

| STANDARD DYNAMIC TIBASE |                 |            |            |                 |            |            |                 |            |            |                 |            |            |                 |            |            |
|-------------------------|-----------------|------------|------------|-----------------|------------|------------|-----------------|------------|------------|-----------------|------------|------------|-----------------|------------|------------|
|                         | GINGIVAL HEIGHT | $\alpha_s$ | $\alpha_c$ | GINGIVAL HEIGHT | $\alpha_s$ | $\alpha_c$ | GINGIVAL HEIGHT | $\alpha_s$ | $\alpha_c$ | GINGIVAL HEIGHT | $\alpha_s$ | $\alpha_c$ | GINGIVAL HEIGHT | $\alpha_s$ | $\alpha_c$ |
|                         | 1.8 mm          |            |            | mm              |            |            | mm              |            |            | mm              |            |            | mm              |            |            |
| R                       | 31.320.190.01-2 | 45°        | -          | -               | -          | -          | -               | -          | -          | -               | -          | -          | -               | -          | -          |
| NR                      | 31.310.190.01-2 |            |            | -               | -          | -          | -               | -          | -          | -               | -          | -          | -               | -          | -          |

| DYNAMIC 3TIBASE |            |            |            |   |
|-----------------|------------|------------|------------|---|
| GINGIVAL HEIGHT | $\alpha_s$ | $\alpha_s$ | $\alpha_s$ |   |
|                 | CH+5mm     | CH+ 7mm    | CH+ 9mm    |   |
| -               | -          | -          | -          | - |
| -               | -          | -          | -          | - |

| DYNAMIC SCANBODY (LAB/CLIN) |           |         |                     | DIGITAL ANALOG |
|-----------------------------|-----------|---------|---------------------|----------------|
| SCANBODY                    | HEIGHT mm | ADAPTOR | SCREWDRIVER ADAPTOR | DIGITAL ANALOG |
| -                           | -         | -       | -                   | -              |
| -                           | -         |         |                     |                |
| -                           | -         |         |                     |                |

| DYNAMIC MILLING TOOL |       |               |
|----------------------|-------|---------------|
| DYNAMIC MILLING TOOL | SHANK | $\alpha_{di}$ |
| -                    | -     | -             |
| -                    | -     |               |
| -                    | -     |               |

| DYNAMIC SCREWS  |                    |                     |                         |
|-----------------|--------------------|---------------------|-------------------------|
| DYNAMIC SCREW   | HIGH DYNAMIC SCREW | DYNAMIC SCREWDRIVER | SCREWDRIVER LENGTH (mm) |
| 41.316.084.02-2 | -                  | 43.618.201.01-2     | 18                      |
|                 |                    | 43.624.201.01-2     | 24                      |
|                 |                    | 43.632.201.01-2     | 32                      |

| STRAIGHT SCREWS |             |
|-----------------|-------------|
| STRAIGHT SCREW  | SCREWDRIVER |
| -               | -           |

| ANALOG | LAB SCANBODY    |
|--------|-----------------|
| -      | 30.410.006.01-2 |

LIBRARY OPTIONS: GH = Gingival Height CH = Cement Height IG = Adaptor 3mm  $\alpha_s$  = Standard maximum angulation  $\alpha_c$  = Captive maximum angulation  $\alpha_{di}$  = Direct to implant maximum angulation R = Rotational / Non-Engaging NR = Non Rotational / Engaging

STANDARD DYNAMIC TIBASE

|    | GINGIVAL HEIGHT | $\alpha_s$ | $\alpha_c$ | GINGIVAL HEIGHT | $\alpha_s$ | $\alpha_c$ | GINGIVAL HEIGHT | $\alpha_s$ | $\alpha_c$ | GINGIVAL HEIGHT | $\alpha_s$ | $\alpha_c$ | GINGIVAL HEIGHT | $\alpha_s$ | $\alpha_c$ |
|----|-----------------|------------|------------|-----------------|------------|------------|-----------------|------------|------------|-----------------|------------|------------|-----------------|------------|------------|
|    | 0,8 mm          |            |            | mm              |            |            | mm              |            |            | mm              |            |            | mm              |            |            |
| R  | 31.322.191.01-2 | 45°        | -          | -               | -          | -          | -               | -          | -          | -               | -          | -          | -               | -          | -          |
| NR | 31.312.191.01-2 |            |            | -               | -          | -          | -               | -          | -          | -               | -          | -          | -               | -          | -          |

DYNAMIC 3TIBASE

| GINGIVAL HEIGHT | $\alpha_s$ | $\alpha_s$ | $\alpha_s$ |
|-----------------|------------|------------|------------|
|                 | CH+5mm     | CH+7mm     | CH+9mm     |
| -               | -          | -          | -          |
| -               | -          | -          | -          |

DYNAMIC SCANBODY (LAB/CLIN)

DIGITAL ANALOG

| SCANBODY | HEIGHT mm | ADAPTOR | SCREWDRIVER ADAPTOR | DIGITAL ANALOG |
|----------|-----------|---------|---------------------|----------------|
| -        | -         | -       | -                   | -              |
| -        | -         |         |                     |                |
| -        | -         |         |                     |                |

DYNAMIC MILLING TOOL

| DYNAMIC MILLING TOOL | SHANK | $\alpha_{di}$ |
|----------------------|-------|---------------|
| -                    | -     | -             |
| -                    | -     |               |
| -                    | -     |               |

DYNAMIC SCREWS

| DYNAMIC SCREW   | HIGH DYNAMIC SCREW | DYNAMIC SCREWDRIVER | SCREWDRIVER LENGTH (mm) |
|-----------------|--------------------|---------------------|-------------------------|
| 41.316.084.02-2 | -                  | 43.618.201.01-2     | 18                      |
|                 |                    | 43.624.201.01-2     | 24                      |
|                 |                    | 43.632.201.01-2     | 32                      |

STRAIGHT SCREWS

| STRAIGHT SCREW | SCREWDRIVER |
|----------------|-------------|
| -              | -           |

ANALOG

LAB SCANBODY

|   |                 |
|---|-----------------|
| - | 30.412.001.01-2 |
|---|-----------------|

LIBRARY OPTIONS: GH = Gingival Height CH = Cement Height IG = Adaptor 3mm  $\alpha_s$  = Standard maximum angulation  $\alpha_c$  = Captive maximum angulation  $\alpha_{di}$  = Direct to implant maximum angulation R = Rotational / Non-Engaging NR = Non Rotational / Engaging

STANDARD DYNAMIC TIBASE

|   | GINGIVAL HEIGHT | $\alpha_s$ | $\alpha_c$ | GINGIVAL HEIGHT | $\alpha_s$ | $\alpha_c$ | GINGIVAL HEIGHT | $\alpha_s$ | $\alpha_c$ | GINGIVAL HEIGHT | $\alpha_s$ | $\alpha_c$ | GINGIVAL HEIGHT | $\alpha_s$ | $\alpha_c$ |
|---|-----------------|------------|------------|-----------------|------------|------------|-----------------|------------|------------|-----------------|------------|------------|-----------------|------------|------------|
|   | 0.3 mm          |            |            | mm              |            |            | mm              |            |            | mm              |            |            | mm              |            |            |
| R | 31.323.192.01-2 | 45°        | -          | -               | -          | -          | -               | -          | -          | -               | -          | -          | -               | -          | -          |
| - | -               |            |            | -               | -          | -          | -               | -          | -          | -               | -          | -          | -               | -          | -          |

DYNAMIC 3TIBASE

| GINGIVAL HEIGHT | $\alpha_s$ | $\alpha_s$ | $\alpha_s$ |
|-----------------|------------|------------|------------|
|                 | CH+5mm     | CH+ 7mm    | CH+ 9mm    |
| -               | -          | -          | -          |
| -               | -          | -          | -          |

DYNAMIC SCANBODY (LAB/CLIN)

DIGITAL ANALOG

| SCANBODY | HEIGHT mm | ADAPTOR | SCREWDRIVER ADAPTOR | DIGITAL ANALOG |
|----------|-----------|---------|---------------------|----------------|
| -        | -         | -       | -                   | -              |
| -        | -         |         |                     |                |
| -        | -         |         |                     |                |

DYNAMIC MILLING TOOL

| DYNAMIC MILLING TOOL | SHANK | $\alpha_{di}$ |
|----------------------|-------|---------------|
| -                    | -     | -             |
| -                    | -     |               |
| -                    | -     |               |

DYNAMIC SCREWS

| DYNAMIC SCREW   | HIGH DYNAMIC SCREW | DYNAMIC SCREWDRIVER | SCREWDRIVER LENGTH (mm) |
|-----------------|--------------------|---------------------|-------------------------|
| 41.316.048.01-2 | -                  | 43.618.201.01-2     | 18                      |
|                 |                    | 43.624.201.01-2     | 24                      |
|                 |                    | 43.632.201.01-2     | 32                      |

STRAIGHT SCREWS

| STRAIGHT SCREW | SCREWDRIVER |
|----------------|-------------|
| -              | -           |

ANALOG

LAB SCANBODY

|   |                 |
|---|-----------------|
| - | 30.413.005.01-2 |
|---|-----------------|

LIBRARY OPTIONS: GH = Gingival Height CH = Cement Height IG = Adaptor 3mm  $\alpha_s$  = Standard maximum angulation  $\alpha_c$  = Captive maximum angulation  $\alpha_{di}$  = Direct to implant maximum angulation R = Rotational / Non-Engaging NR = Non Rotational / Engaging

**STANDARD DYNAMIC TIBASE**

|   | GINGIVAL HEIGHT | $\alpha_s$ | $\alpha_c$ | GINGIVAL HEIGHT | $\alpha_s$ | $\alpha_c$ | GINGIVAL HEIGHT | $\alpha_s$ | $\alpha_c$ | GINGIVAL HEIGHT | $\alpha_s$ | $\alpha_c$ | GINGIVAL HEIGHT | $\alpha_s$ | $\alpha_c$ |
|---|-----------------|------------|------------|-----------------|------------|------------|-----------------|------------|------------|-----------------|------------|------------|-----------------|------------|------------|
|   | 0.3 mm          |            |            | mm              |            |            | mm              |            |            | mm              |            |            | mm              |            |            |
| R | 31.323.193.01-2 | 45°        | -          | -               | -          | -          | -               | -          | -          | -               | -          | -          | -               | -          | -          |
| - | -               |            | -          | -               | -          | -          | -               | -          | -          | -               | -          | -          | -               | -          | -          |

**DYNAMIC 3TIBASE**

| GINGIVAL HEIGHT | $\alpha_s$ | $\alpha_s$ | $\alpha_s$ |
|-----------------|------------|------------|------------|
|                 | CH+5mm     | CH+7mm     | CH+9mm     |
| -               | -          | -          | -          |
| -               | -          | -          | -          |

**DYNAMIC SCANBODY (LAB/CLIN)**

**DIGITAL ANALOG**

| SCANBODY | HEIGHT mm | ADAPTOR | SCREWDRIVER ADAPTOR | DIGITAL ANALOG |
|----------|-----------|---------|---------------------|----------------|
| -        | -         | -       | -                   | -              |
| -        | -         | -       | -                   | -              |
| -        | -         | -       | -                   | -              |

**DYNAMIC MILLING TOOL**

| DYNAMIC MILLING TOOL | SHANK | $\alpha_{di}$ |
|----------------------|-------|---------------|
| -                    | -     | -             |
| -                    | -     | -             |
| -                    | -     | -             |

**REFERENCE SCANBODY**

| SCANBODY        | PEEK PINS   | TYPE            |
|-----------------|---|-----------------|
| 54.322.193.31-2 | 49.414.000.01-2 (6 mm)<br>49.415.000.01-2 (9 mm)<br>49.416.000.01-2 (13 mm) | A               |
|                 | 49.414.000.02-2 (6 mm)<br>49.415.000.02-2 (9 mm)<br>49.416.000.02-2 (13 mm) | B               |
|                 | 49.414.000.03-2 (6 mm)<br>49.415.000.03-2 (9 mm)<br>49.416.000.03-2 (13 mm) | C               |
|                 | <b>CAPS</b>   | mm              |
|                 | 49.418.000.01-2 (Regular)<br>49.418.000.02-2 (Wide)                         | 3.8             |
|                 | 49.419.000.01-2 (Regular)<br>49.419.000.02-2 (Wide)                         | 6               |
|                 | 49.420.000.01-2 (Regular)<br>49.420.000.02-2 (Wide)                         | 8               |
|                 | <b>SCREWDRIVER</b>  | 43.625.105.01-2 |

**DYNAMIC SCREWS**

| DYNAMIC SCREW   | HIGH DYNAMIC SCREW | DYNAMIC SCREWDRIVER | SCREWDRIVER LENGTH (mm) |
|-----------------|--------------------|---------------------|-------------------------|
| 41.318.051.02-2 | -                  | 43.618.201.01-2     | 18                      |
|                 |                    | 43.624.201.01-2     | 24                      |
|                 |                    | 43.632.201.01-2     | 32                      |

**STRAIGHT SCREWS**

| STRAIGHT SCREW | SCREWDRIVER |
|----------------|-------------|
| -              | -           |

**ANALOG**

**LAB SCANBODY**

|   |                 |
|---|-----------------|
| - | 30.413.005.01-2 |
|---|-----------------|

**LIBRARY OPTIONS:** GH = Gingival Height CH = Cement Height IG = Adaptor 3mm  $\alpha_s$  = Standard maximum angulation  $\alpha_c$  = Captive maximum angulation  $\alpha_{di}$  = Direct to implant maximum angulation R = Rotational / Non-Engaging NR = Non Rotational / Engaging

STANDARD DYNAMIC TIBASE

|   | GINGIVAL HEIGHT | $\alpha_s$ | $\alpha_c$ | GINGIVAL HEIGHT | $\alpha_s$ | $\alpha_c$ | GINGIVAL HEIGHT | $\alpha_s$ | $\alpha_c$ | GINGIVAL HEIGHT | $\alpha_s$ | $\alpha_c$ | GINGIVAL HEIGHT | $\alpha_s$ | $\alpha_c$ |
|---|-----------------|------------|------------|-----------------|------------|------------|-----------------|------------|------------|-----------------|------------|------------|-----------------|------------|------------|
|   | 0.5 mm          |            |            | mm              |            |            | mm              |            |            | mm              |            |            | mm              |            |            |
| R | 31.323.195.01-2 | 45°        | -          | -               | -          | -          | -               | -          | -          | -               | -          | -          | -               | -          | -          |
| - | -               |            |            | -               | -          | -          | -               | -          | -          | -               | -          | -          | -               | -          | -          |

DYNAMIC 3TIBASE

|    | GINGIVAL HEIGHT | $\alpha_s$ | $\alpha_s$ | $\alpha_s$ |
|----|-----------------|------------|------------|------------|
|    |                 | CH+5mm     | CH+ 7mm    | CH+ 9mm    |
| R  | 31.323.195.21-2 | 30°        | 25°        | 20°        |
| NR | -               |            |            |            |

DYNAMIC SCANBODY (LAB/CLIN)

| SCANBODY | HEIGHT mm | ADAPTOR | SCREWDRIVER ADAPTOR | DIGITAL ANALOG |
|----------|-----------|---------|---------------------|----------------|
| -        | -         | -       | -                   | -              |
| -        | -         |         |                     |                |
| -        | -         |         |                     |                |

DIGITAL ANALOG

DYNAMIC MILLING TOOL

| DYNAMIC MILLING TOOL | SHANK | $\alpha_{di}$ |
|----------------------|-------|---------------|
| 33.390.716.01-2      | 3     | 25            |
| 33.490.716.01-2      | 4     |               |
| 33.690.716.01-2      | 6     |               |

DYNAMIC SCREWS

| DYNAMIC SCREW   | DYNAMIC SCREW Ø2,6 | DYNAMIC SCREWDRIVER | SCREWDRIVER LENGTH (mm) |
|-----------------|--------------------|---------------------|-------------------------|
| 41.317.041.01-2 | 41.317.052.36-2    | 43.618.201.01-2     | 18                      |
|                 |                    | 43.624.201.01-2     | 24                      |
|                 |                    | 43.632.201.01-2     | 32                      |

STRAIGHT SCREWS

| STRAIGHT SCREW | SCREWDRIVER |
|----------------|-------------|
| -              | -           |

REFERENCE SCANBODY

| SCANBODY        | PEEK PINS   | TYPE            |
|-----------------|---|-----------------|
| 54.322.195.31-2 | 49.414.000.01-2 (6 mm)<br>49.415.000.01-2 (9 mm)<br>49.416.000.01-2 (13 mm) | A               |
|                 | 49.414.000.02-2 (6 mm)<br>49.415.000.02-2 (9 mm)<br>49.416.000.02-2 (13 mm) | B               |
|                 | 49.414.000.03-2 (6 mm)<br>49.415.000.03-2 (9 mm)<br>49.416.000.03-2 (13 mm) | C               |
|                 | <b>CAPS</b>   | mm              |
|                 | 49.418.000.01-2 (Regular)<br>49.418.000.02-2 (Wide)                         | 3.8             |
|                 | 49.419.000.01-2 (Regular)<br>49.419.000.02-2 (Wide)                         | 6               |
|                 | 49.420.000.01-2 (Regular)<br>49.420.000.02-2 (Wide)                         | 8               |
|                 | <b>SCREWDRIVER</b>  | 43.601.104.01-2 |

ANALOG

LAB SCANBODY

|   |                 |
|---|-----------------|
| - | 30.413.005.01-2 |
|---|-----------------|

LIBRARY OPTIONS: GH = Gingival Height CH = Cement Height IG = Adaptor 3mm  $\alpha_s$  = Standard maximum angulation  $\alpha_c$  = Captive maximum angulation  $\alpha_{di}$  = Direct to implant maximum angulation R = Rotational / Non-Engaging NR = Non Rotational / Engaging

STANDARD DYNAMIC TIBASE

|    | GINGIVAL HEIGHT<br>1.2 mm | $\alpha_s$ | $\alpha_c$ | GINGIVAL HEIGHT<br>2 mm | $\alpha_s$ | $\alpha_c$ | GINGIVAL HEIGHT<br>3 mm | $\alpha_s$ | $\alpha_c$ | GINGIVAL HEIGHT<br>mm | $\alpha_s$ | $\alpha_c$ | GINGIVAL HEIGHT<br>mm | $\alpha_s$ | $\alpha_c$ |
|----|---------------------------|------------|------------|-------------------------|------------|------------|-------------------------|------------|------------|-----------------------|------------|------------|-----------------------|------------|------------|
| R  | 31.320.196.01-2           | 40°        | -          | 31.320.196.02-2         | 25°        | -          | 31.320.196.03-2         | 25°        | -          | -                     | 0          | 0          | -                     | 0          | 0          |
| NR | 31.310.196.01-2           |            |            | 31.310.196.02-2         |            |            | 31.310.196.03-2         |            |            | -                     | 0          | 0          | -                     | 0          | 0          |

DYNAMIC 3TIBASE

| GINGIVAL HEIGHT | $\alpha_s$ | $\alpha_c$ | $\alpha_s$ |
|-----------------|------------|------------|------------|
|                 | CH-5mm     | CH-7mm     | CH-9mm     |
| -               | -          | -          | -          |
| -               | -          | -          | -          |

DYNAMIC SCANBODY (LAB/CLIN)

DIGITAL ANALOG

| SCANBODY | HEIGHT mm | ADAPTOR | SCREWDRIVER ADAPTOR | DIGITAL ANALOG |
|----------|-----------|---------|---------------------|----------------|
| -        | -         | -       | -                   | -              |
| -        | -         |         |                     |                |
| -        | -         |         |                     |                |

DYNAMIC MILLING TOOL

| DYNAMIC MILLING TOOL | SHANK | $\alpha_{di}$ |
|----------------------|-------|---------------|
| -                    | -     | -             |
| -                    | -     |               |
| -                    | -     |               |

DYNAMIC SCREWS

STRAIGHT SCREWS

| DYNAMIC SCREW   | HIGH DYNAMIC SCREW | DYNAMIC SCREWDRIVER | SCREWDRIVER LENGTH (mm) |
|-----------------|--------------------|---------------------|-------------------------|
| 41.316.086.01-2 | -                  | 43.618.201.01-2     | 18                      |
|                 |                    | 43.624.201.01-2     | 24                      |
|                 |                    | 43.632.201.01-2     | 32                      |

| STRAIGHT SCREW | SCREWDRIVER |
|----------------|-------------|
| -              | -           |

| ANALOG | LAB SCANBODY    |
|--------|-----------------|
| -      | 30.410.006.01-2 |

LIBRARY OPTIONS: GH = Gingival Height CH = Cement Height IG = Adaptor 3mm  $\alpha_s$  = Standard maximum angulation  $\alpha_c$  = Captive maximum angulation  $\alpha_{di}$  = Direct to implant maximum angulation R = Rotational / Non-Engaging NR = Non Rotational / Engaging



**STANDARD DYNAMIC TIBASE**

|    | GINGIVAL HEIGHT<br>1.2 mm | $\alpha_s$ | $\alpha_c$ | GINGIVAL HEIGHT<br>2 mm | $\alpha_s$ | $\alpha_c$ | GINGIVAL HEIGHT<br>3 mm | $\alpha_s$ | $\alpha_c$ | GINGIVAL HEIGHT<br>mm | $\alpha_s$ | $\alpha_c$ | GINGIVAL HEIGHT<br>mm | $\alpha_s$ | $\alpha_c$ |
|----|---------------------------|------------|------------|-------------------------|------------|------------|-------------------------|------------|------------|-----------------------|------------|------------|-----------------------|------------|------------|
| R  | 31.322.197.01-2           | 35°        | -          | 31.322.197.02-2         | 20°        | -          | 31.322.197.03-2         | 20°        | -          | -                     | °          | °          | -                     | °          | °          |
| NR | 31.312.197.01-2           |            |            | 31.312.197.02-2         |            |            | 31.312.197.03-2         |            |            | -                     | °          | °          | -                     | °          | °          |

**DYNAMIC 3TIBASE**

| GINGIVAL HEIGHT | $\alpha_s$ | $\alpha_s$ | $\alpha_s$ |
|-----------------|------------|------------|------------|
|                 | CH+5mm     | CH+ 7mm    | CH+ 9mm    |
| -               | -          | -          | -          |
| -               | -          | -          | -          |

**DYNAMIC SCANBODY (LAB/CLIN)**

**DIGITAL ANALOG**

| SCANBODY | HEIGHT mm | ADAPTOR | SCREWDRIVER ADAPTOR | DIGITAL ANALOG |
|----------|-----------|---------|---------------------|----------------|
| -        | -         | -       | -                   | -              |
| -        | -         |         |                     |                |
| -        | -         |         |                     |                |

**DYNAMIC MILLING TOOL**

| DYNAMIC MILLING TOOL | SHANK | $\alpha_{di}$ |
|----------------------|-------|---------------|
| -                    | -     | -             |
| -                    | -     |               |
| -                    | -     |               |

**DYNAMIC SCREWS**

| DYNAMIC SCREW   | HIGH DYNAMIC SCREW | DYNAMIC SCREWDRIVER | SCREWDRIVER LENGTH (mm) |
|-----------------|--------------------|---------------------|-------------------------|
| 41.316.086.01-2 | -                  | 43.618.201.01-2     | 18                      |
|                 |                    | 43.624.201.01-2     | 24                      |
|                 |                    | 43.632.201.01-2     | 32                      |

**STRAIGHT SCREWS**

| STRAIGHT SCREW | SCREWDRIVER |
|----------------|-------------|
| -              | -           |

**ANALOG**

**LAB SCANBODY**

|   |                 |
|---|-----------------|
| - | 30.412.001.01-2 |
|---|-----------------|

**LIBRARY OPTIONS:** GH = Gingival Height CH = Cement Height IG = Adaptor 3mm  $\alpha_s$  = Standard maximum angulation  $\alpha_c$  = Captive maximum angulation  $\alpha_{di}$  = Direct to implant maximum angulation R = Rotational / Non-Engaging NR = Non Rotational / Engaging

| STANDARD DYNAMIC TIBASE |                 |            |            |                 |            |            |                 |            |            |                 |            |            |                 |            |            |
|-------------------------|-----------------|------------|------------|-----------------|------------|------------|-----------------|------------|------------|-----------------|------------|------------|-----------------|------------|------------|
|                         | GINGIVAL HEIGHT | $\alpha_s$ | $\alpha_c$ | GINGIVAL HEIGHT | $\alpha_s$ | $\alpha_c$ | GINGIVAL HEIGHT | $\alpha_s$ | $\alpha_c$ | GINGIVAL HEIGHT | $\alpha_s$ | $\alpha_c$ | GINGIVAL HEIGHT | $\alpha_s$ | $\alpha_c$ |
|                         | 1.2 mm          |            |            | mm              |            |            | mm              |            |            | mm              |            |            | mm              |            |            |
| R                       | 31.324.198.01-2 | 40°        | -          | -               | -          | -          | -               | -          | -          | -               | 0          | 0          | -               | 0          | 0          |
| NR                      | 31.314.198.01-2 |            |            | -               |            |            | -               |            |            | -               | 0          | 0          | -               | 0          | 0          |

**DYNAMIC 3TIBASE**

| GINGIVAL HEIGHT | $\alpha_s$ | $\alpha_c$ | $\alpha_s$ |
|-----------------|------------|------------|------------|
|                 | CH-5mm     | CH-7mm     | CH-9mm     |
| -               | -          | -          | -          |
| -               | -          | -          | -          |

**DYNAMIC SCANBODY (LAB/CLIN) DIGITAL ANALOG**

| SCANBODY | HEIGHT mm | ADAPTOR | SCREWDRIVER ADAPTOR | DIGITAL ANALOG |
|----------|-----------|---------|---------------------|----------------|
| -        | -         | -       | -                   | -              |
| -        | -         |         |                     |                |
| -        | -         |         |                     |                |

**DYNAMIC MILLING TOOL**

| DYNAMIC MILLING TOOL | SHANK | $\alpha_{di}$ |
|----------------------|-------|---------------|
| -                    | -     | -             |
| -                    | -     |               |
| -                    | -     |               |

**DYNAMIC SCREWS**

| DYNAMIC SCREW   | HIGH DYNAMIC SCREW | DYNAMIC SCREWDRIVER | SCREWDRIVER LENGTH (mm) |
|-----------------|--------------------|---------------------|-------------------------|
| 41.316.086.01-2 | -                  | 43.618.201.01-2     | 18                      |
|                 |                    | 43.624.201.01-2     | 24                      |
|                 |                    | 43.632.201.01-2     | 32                      |

**STRAIGHT SCREWS**

| STRAIGHT SCREW | SCREWDRIVER |
|----------------|-------------|
| -              | -           |

| ANALOG | LAB SCANBODY    |
|--------|-----------------|
| -      | 30.414.003.01-2 |

LIBRARY OPTIONS: GH = Gingival Height CH = Cement Height IG = Adaptor 3mm  $\alpha_s$  = Standard maximum angulation  $\alpha_c$  = Captive maximum angulation  $\alpha_{di}$  = Direct to implant maximum angulation R = Rotational / Non-Engaging NR = Non Rotational / Engaging

STANDARD DYNAMIC TIBASE

|    | GINGIVAL HEIGHT | $\alpha_s$ | $\alpha_c$ | GINGIVAL HEIGHT | $\alpha_s$ | $\alpha_c$ | GINGIVAL HEIGHT | $\alpha_s$ | $\alpha_c$ | GINGIVAL HEIGHT | $\alpha_s$ | $\alpha_c$ | GINGIVAL HEIGHT | $\alpha_s$ | $\alpha_c$ |
|----|-----------------|------------|------------|-----------------|------------|------------|-----------------|------------|------------|-----------------|------------|------------|-----------------|------------|------------|
|    | 0.3 mm          |            |            | mm              |            |            | mm              |            |            | mm              |            |            | mm              |            |            |
| R  | 31.322.205.01-2 | 45°        | -          | -               | 0          | 0          | -               | 0          | 0          | -               | 0          | 0          | -               | 0          | 0          |
| NR | -               |            |            | -               | 0          | 0          | -               | 0          | 0          | -               | 0          | 0          |                 |            |            |

DYNAMIC 3TIBASE

| GINGIVAL HEIGHT | $\alpha_s$ | $\alpha_s$ | $\alpha_s$ |
|-----------------|------------|------------|------------|
|                 | CH+5mm     | CH+7mm     | CH+9mm     |
| -               | -          | -          | -          |
| -               | -          | -          | -          |

DYNAMIC SCANBODY (LAB/CLIN)

DIGITAL ANALOG

| SCANBODY        | HEIGHT mm | ADAPTOR         | SCREWDRIVER ADAPTOR | DIGITAL ANALOG  |
|-----------------|-----------|-----------------|---------------------|-----------------|
| 52.408.112.01-2 | 8         | 50.312.205.01-2 | 43.620.411.01-2     | 34.612.205.01-2 |
| -               | -         |                 |                     |                 |
| -               | -         |                 |                     |                 |

DYNAMIC MILLING TOOL

| DYNAMIC MILLING TOOL | SHANK | $\alpha_{di}$ |
|----------------------|-------|---------------|
| 33.390.716.01-2      | 3     | 30°           |
| 33.490.716.01-2      | 4     |               |
| 33.690.716.01-2      | 6     |               |

DYNAMIC SCREWS

STRAIGHT SCREWS

| DYNAMIC SCREW   | HIGH DYNAMIC SCREW | DYNAMIC SCREWDRIVER | SCREWDRIVER LENGTH (mm) |
|-----------------|--------------------|---------------------|-------------------------|
| 41.317.040.01-2 | -                  | 43.618.201.01-2     | 18                      |
|                 |                    | 43.624.201.01-2     | 24                      |
|                 |                    | 43.632.201.01-2     | 32                      |

| STRAIGHT SCREW | SCREWDRIVER |
|----------------|-------------|
| -              | -           |

| ANALOG | LAB SCANBODY    |
|--------|-----------------|
| -      | 30.412.001.01-2 |

LIBRARY OPTIONS: GH = Gingival Height CH = Cement Height IG = Adaptor 3mm  $\alpha_s$  = Standard maximum angulation  $\alpha_c$  = Captive maximum angulation  $\alpha_{di}$  = Direct to implant maximum angulation R = Rotational / Non-Engaging NR = Non Rotational / Engaging

STANDARD DYNAMIC TIBASE

|    | GINGIVAL HEIGHT | $\alpha_s$ | $\alpha_c$ | GINGIVAL HEIGHT | $\alpha_s$ | $\alpha_c$ | GINGIVAL HEIGHT | $\alpha_s$ | $\alpha_c$ | GINGIVAL HEIGHT | $\alpha_s$ | $\alpha_c$      | GINGIVAL HEIGHT | $\alpha_s$ | $\alpha_c$ |
|----|-----------------|------------|------------|-----------------|------------|------------|-----------------|------------|------------|-----------------|------------|-----------------|-----------------|------------|------------|
|    | 1.5 mm          |            |            | mm              |            |            | 3 mm            |            |            | 4 mm            |            |                 | mm              |            |            |
| R  | 31.320.207.01-2 | 35°        | 15°        | -               | -          | -          | 31.320.207.03-2 | 20°        | -          | 31.320.207.04-2 | 15°        | -               | -               | -          | -          |
| NR | 31.310.207.01-2 |            |            | -               | -          | -          | 31.310.207.03-2 |            | -          | -               |            | 31.310.207.04-2 | -               | -          |            |

DYNAMIC 3TIBASE

|    | GINGIVAL HEIGHT | $\alpha_s$ | $\alpha_s$ | $\alpha_s$ | $\alpha_s$      | $\alpha_s$ | $\alpha_s$ |         |
|----|-----------------|------------|------------|------------|-----------------|------------|------------|---------|
|    | 1.5 mm          | CH+5mm     | CH+ 7mm    | CH+ 9mm    | 3 mm            | CH+5mm     | CH+ 7mm    | CH+ 9mm |
| R  | 31.320.207.21-2 | 25°        | 20°        | 15°        | 31.320.207.23-2 | 20°        | 15°        | 10°     |
| NR | 31.310.207.21-2 |            |            |            | 31.310.207.23-2 |            |            |         |

DYNAMIC SCANBODY (LAB/CLIN)

DIGITAL ANALOG

DYNAMIC MILLING TOOL

SCANBODY OP

| SCANBODY        | HEIGHT mm | ADAPTOR                   | SCREWDRIVER ADAPTOR                | DIGITAL ANALOG  |
|-----------------|-----------|---------------------------|------------------------------------|-----------------|
| 52.410.103.01-2 | 10        | 50.310.207.03-2<br>IG=3mm | 43.621.410.01-2<br>43.624.410.01-2 | 34.610.207.01-2 |
| 52.412.103.01-2 | 12        |                           |                                    |                 |

| DYNAMIC MILLING TOOL | SHANK | $\alpha_{di}$ |
|----------------------|-------|---------------|
| 33.345.856.01-2*     | 3     | 30°           |
| 33.445.856.01-2*     | 4     |               |
| 33.645.856.01-2*     | 6     |               |

| SCANBODY        | PEEK PINS               | TYPE            |
|-----------------|-------------------------|-----------------|
| 54.315.207.21-2 | 49.414.000.01-2 (6 mm)  | A               |
|                 | 49.415.000.01-2 (9 mm)  |                 |
|                 | 49.416.000.01-2 (13 mm) |                 |
|                 | 49.414.000.02-2 (6 mm)  | B               |
|                 | 49.415.000.02-2 (9 mm)  |                 |
|                 | 49.416.000.02-2 (13 mm) |                 |
| SCREWDRIVER     | 49.414.000.03-2 (6 mm)  | C               |
|                 | 49.415.000.03-2 (9 mm)  |                 |
|                 | 49.416.000.03-2 (13 mm) |                 |
| SCREWDRIVER     |                         | 43.601.107.01-2 |

\*Only for R

DYNAMIC SCREWS

STRAIGHT SCREWS

| DYNAMIC SCREW   | HIGH DYNAMIC SCREW | DYNAMIC SCREWDRIVER | SCREWDRIVER LENGTH (mm) |
|-----------------|--------------------|---------------------|-------------------------|
| 41.316.066.01-2 | -                  | 43.618.201.01-2     | 18                      |
|                 |                    | 43.624.201.01-2     | 24                      |
|                 |                    | 43.632.201.01-2     | 32                      |

| STRAIGHT SCREW | SCREWDRIVER |
|----------------|-------------|
| -              | -           |

| ANALOG | LAB SCANBODY    |
|--------|-----------------|
| -      | 30.410.006.01-2 |

MULTI-UNIT

ANGULATED MULTI-UNIT

|   | GINGIVAL HEIGHT | GINGIVAL HEIGHT | GINGIVAL HEIGHT | GINGIVAL HEIGHT |
|---|-----------------|-----------------|-----------------|-----------------|
|   | 1 mm            | 2 mm            | 3 mm            | 4 mm            |
| R | 42.302.207.01-2 | 42.302.207.02-2 | 42.302.207.03-2 | 42.302.207.04-2 |

|    | GINGIVAL HEIGHT | GINGIVAL HEIGHT | GINGIVAL HEIGHT | GINGIVAL HEIGHT |
|----|-----------------|-----------------|-----------------|-----------------|
|    | 1.5 mm          | 2.5 mm          | 3.5 mm          | 4.5 mm          |
| NR | -               | 48.312.207.02-2 | 48.312.207.03-2 | 48.312.207.04-2 |

LIBRARY OPTIONS: GH = Gingival Height CH = Cement Height IG = Adaptor 3mm  $\alpha_s$  = Standard maximum angulation  $\alpha_c$  = Captive maximum angulation  $\alpha_{di}$  = Direct to implant maximum angulation R = Rotational / Non-Engaging NR = Non Rotational / Engaging

STANDARD DYNAMIC TIBASE

|    | GINGIVAL HEIGHT | $\alpha_s$ | $\alpha_c$ | GINGIVAL HEIGHT | $\alpha_s$ | $\alpha_c$ | GINGIVAL HEIGHT | $\alpha_s$ | $\alpha_c$ | GINGIVAL HEIGHT | $\alpha_s$ | $\alpha_c$ | GINGIVAL HEIGHT | $\alpha_s$ | $\alpha_c$ |
|----|-----------------|------------|------------|-----------------|------------|------------|-----------------|------------|------------|-----------------|------------|------------|-----------------|------------|------------|
|    | 1.5 mm          |            |            | mm              |            |            | mm              |            |            | mm              |            |            | mm              |            |            |
| R  | 31.324.208.01-2 | 45°        | 20°        | -               | -          | -          | -               | -          | -          | -               | -          | -          | -               | -          | -          |
| NR | 31.314.208.01-2 |            |            | -               | -          | -          | -               | -          | -          | -               | -          | -          | -               | -          | -          |

DYNAMIC 3TIBASE

| GINGIVAL HEIGHT | $\alpha_s$ | $\alpha_c$ | $\alpha_s$ |
|-----------------|------------|------------|------------|
|                 | CH-5mm     | CH-7mm     | CH-9mm     |
| -               | -          | -          | -          |
| -               | -          | -          | -          |

DYNAMIC SCANBODY (LAB/CLIN)

| SCANBODY        | HEIGHT mm | ADAPTOR                   | SCREWDRIVER ADAPTOR | DIGITAL ANALOG  |
|-----------------|-----------|---------------------------|---------------------|-----------------|
| 52.410.103.01-2 | 10        | 50.310.207.03-2<br>IG-3mm | 43.621.410.01-2     | 34.614.208.01-2 |
|                 |           |                           | 43.624.410.01-2     |                 |
| 52.412.103.01-2 | 12        |                           |                     |                 |

DIGITAL ANALOG

DYNAMIC MILLING TOOL

| DYNAMIC MILLING TOOL | SHANK | $\alpha_{di}$ |
|----------------------|-------|---------------|
| 33.345.856.01-2*     | 3     | 30°           |
| 33.445.856.01-2*     | 4     |               |
| 33.645.856.01-2*     | 6     |               |

\*Only for R

SCANBODY OP

| SCANBODY        | PEEK PINS               | TYPE            |
|-----------------|-------------------------|-----------------|
| 54.315.207.21-2 | 49.414.000.01-2 (6 mm)  | A               |
|                 | 49.415.000.01-2 (9 mm)  |                 |
|                 | 49.416.000.01-2 (13 mm) |                 |
|                 | 49.414.000.02-2 (6 mm)  | B               |
|                 | 49.415.000.02-2 (9 mm)  |                 |
|                 | 49.416.000.02-2 (13 mm) |                 |
|                 | 49.414.000.03-2 (6 mm)  | C               |
|                 | 49.415.000.03-2 (9 mm)  |                 |
|                 | 49.416.000.03-2 (13 mm) |                 |
| SCREWDRIVER     |                         | 43.601.107.01-2 |

DYNAMIC SCREWS

| DYNAMIC SCREW   | HIGH DYNAMIC SCREW | DYNAMIC SCREWDRIVER | SCREWDRIVER LENGTH (mm) |
|-----------------|--------------------|---------------------|-------------------------|
| 41.316.066.01-2 | -                  | 43.618.201.01-2     | 18                      |
|                 |                    | 43.624.201.01-2     | 24                      |
|                 |                    | 43.632.201.01-2     | 32                      |

STRAIGHT SCREWS

| STRAIGHT SCREW | SCREWDRIVER |
|----------------|-------------|
| -              | -           |

ANALOG

|   |                 |
|---|-----------------|
| - | 30.414.003.01-2 |
|---|-----------------|

LAB SCANBODY

MULTI-UNIT

|   | GINGIVAL HEIGHT | GINGIVAL HEIGHT | GINGIVAL HEIGHT | GINGIVAL HEIGHT |
|---|-----------------|-----------------|-----------------|-----------------|
|   | 1 mm            | 2 mm            | 3 mm            | 4 mm            |
| R | 42.302.207.01-2 | 42.302.207.02-2 | 42.302.207.03-2 | 42.302.207.04-2 |

LIBRARY OPTIONS: GH = Gingival Height CH = Cement Height IG = Adaptor 3mm  $\alpha_s$  = Standard maximum angulation  $\alpha_c$  = Captive maximum angulation  $\alpha_{di}$  = Direct to implant maximum angulation R = Rotational / Non-Engaging NR = Non Rotational / Engaging

STANDARD DYNAMIC TIBASE

|    | GINGIVAL HEIGHT | $\alpha_s$ | $\alpha_c$ | GINGIVAL HEIGHT | $\alpha_s$ | $\alpha_c$ | GINGIVAL HEIGHT | $\alpha_s$ | $\alpha_c$ | GINGIVAL HEIGHT | $\alpha_s$ | $\alpha_c$ | GINGIVAL HEIGHT | $\alpha_s$ | $\alpha_c$ |
|----|-----------------|------------|------------|-----------------|------------|------------|-----------------|------------|------------|-----------------|------------|------------|-----------------|------------|------------|
|    | 0.5 mm          |            |            | mm              |            |            | mm              |            |            | mm              |            |            | mm              |            |            |
| R  | 31.320.229.01-2 | 40°        | -          | -               | -          | -          | -               | -          | -          | -               | -          | -          | -               | -          | -          |
| NR | 31.310.229.01-2 |            |            | -               | -          | -          | -               | -          | -          | -               | -          | -          | -               | -          | -          |

DYNAMIC 3TIBASE

| GINGIVAL HEIGHT | $\alpha_s$ | $\alpha_c$ | $\alpha_s$ |
|-----------------|------------|------------|------------|
|                 | CH-5mm     | CH-7mm     | CH-9mm     |
| -               | -          | -          | -          |
| -               | -          | -          | -          |

DYNAMIC SCANBODY (LAB/CLIN)

DIGITAL ANALOG

| SCANBODY | HEIGHT mm | ADAPTOR | SCREWDRIVER ADAPTOR | DIGITAL ANALOG |
|----------|-----------|---------|---------------------|----------------|
| -        | -         | -       | -                   | -              |
| -        | -         |         |                     |                |
| -        | -         |         |                     |                |

DYNAMIC MILLING TOOL

| DYNAMIC MILLING TOOL | SHANK | $\alpha_{di}$ |
|----------------------|-------|---------------|
| -                    | -     | -             |
| -                    | -     |               |
| -                    | -     |               |

DYNAMIC SCREWS

| DYNAMIC SCREW   | HIGH DYNAMIC SCREW | DYNAMIC SCREWDRIVER | SCREWDRIVER LENGTH (mm) |
|-----------------|--------------------|---------------------|-------------------------|
| 41.316.064.01-2 | -                  | 43.618.201.01-2     | 18                      |
|                 |                    | 43.624.201.01-2     | 24                      |
|                 |                    | 43.632.201.01-2     | 32                      |

STRAIGHT SCREWS

| STRAIGHT SCREW | SCREWDRIVER |
|----------------|-------------|
| -              | -           |

ANALOG

LAB SCANBODY

|   |                 |
|---|-----------------|
| - | 30.410.006.01-2 |
|---|-----------------|

LIBRARY OPTIONS: GH = Gingival Height CH = Cement Height IG = Adaptor 3mm  $\alpha_s$  = Standard maximum angulation  $\alpha_c$  = Captive maximum angulation  $\alpha_{di}$  = Direct to implant maximum angulation R = Rotational / Non-Engaging NR = Non Rotational / Engaging

STANDARD DYNAMIC TIBASE

|    | GINGIVAL HEIGHT | $\alpha_s$ | $\alpha_c$ | GINGIVAL HEIGHT | $\alpha_s$ | $\alpha_c$ | GINGIVAL HEIGHT | $\alpha_s$ | $\alpha_c$ | GINGIVAL HEIGHT | $\alpha_s$ | $\alpha_c$ | GINGIVAL HEIGHT | $\alpha_s$ | $\alpha_c$ |
|----|-----------------|------------|------------|-----------------|------------|------------|-----------------|------------|------------|-----------------|------------|------------|-----------------|------------|------------|
|    | 1.8 mm          |            |            | mm              |            |            | mm              |            |            | mm              |            |            | mm              |            |            |
| R  | 31.322.236.01-2 | 20°        | 25°        | -               | -          | -          | -               | -          | -          | -               | -          | -          | -               | -          | -          |
| NR | 31.312.236.01-2 |            |            | -               | -          | -          | -               | -          | -          | -               | -          | -          | -               | -          | -          |

DYNAMIC 3TIBASE

| GINGIVAL HEIGHT | $\alpha_s$ | $\alpha_s$ | $\alpha_s$ |
|-----------------|------------|------------|------------|
|                 | CH-5mm     | CH- 7mm    | CH- 9mm    |
| -               | -          | -          | -          |
| -               | -          | -          | -          |

DYNAMIC SCANBODY (LAB/CLIN)

DIGITAL ANALOG

| SCANBODY | HEIGHT mm | ADAPTOR | SCREWDRIVER ADAPTOR | DIGITAL ANALOG |
|----------|-----------|---------|---------------------|----------------|
| -        | -         | -       | -                   | -              |
| -        | -         |         |                     |                |

DYNAMIC MILLING TOOL

| DYNAMIC MILLING TOOL | SHANK | $\alpha_{di}$ |
|----------------------|-------|---------------|
| -                    | -     | -             |
| -                    | -     | -             |
| -                    | -     | -             |

SCANBODY OP

| SCANBODY        | PEEK PINS               | TYPE |
|-----------------|-------------------------|------|
| 54.315.236.21-2 | 49.414.000.01-2 (6 mm)  | A    |
|                 | 49.415.000.01-2 (9 mm)  |      |
|                 | 49.416.000.01-2 (13 mm) |      |
|                 | 49.414.000.02-2 (6 mm)  | B    |
|                 | 49.415.000.02-2 (9 mm)  |      |
|                 | 49.416.000.02-2 (13 mm) |      |
| -               | 49.414.000.03-2 (6 mm)  | C    |
|                 | 49.415.000.03-2 (9 mm)  |      |
|                 | 49.416.000.03-2 (13 mm) |      |
| SCREWDRIVER     | 43.601.103.02-2         |      |

DYNAMIC SCREWS

| DYNAMIC SCREW   | HIGH DYNAMIC SCREW | DYNAMIC SCREWDRIVER | SCREWDRIVER LENGTH (mm) |
|-----------------|--------------------|---------------------|-------------------------|
| 41.316.075.01-2 | -                  | 43.618.201.01-2     | 18                      |
|                 |                    | 43.624.201.01-2     | 24                      |
|                 |                    | 43.632.201.01-2     | 32                      |

STRAIGHT SCREWS

| STRAIGHT SCREW | SCREWDRIVER |
|----------------|-------------|
| -              | -           |

ANALOG

LAB SCANBODY

|   |                 |
|---|-----------------|
| - | 30.412.001.01-2 |
|---|-----------------|

LIBRARY OPTIONS: GH = Gingival Height CH = Cement Height IG = Adaptor 3mm  $\alpha_s$  = Standard maximum angulation  $\alpha_c$  = Captive maximum angulation  $\alpha_{di}$  = Direct to implant maximum angulation R = Rotational / Non-Engaging NR = Non Rotational / Engaging

STANDARD DYNAMIC TIBASE

|    | GINGIVAL HEIGHT | $\alpha_s$ | $\alpha_c$ | GINGIVAL HEIGHT | $\alpha_s$ | $\alpha_c$ | GINGIVAL HEIGHT | $\alpha_s$ | $\alpha_c$ | GINGIVAL HEIGHT | $\alpha_s$ | $\alpha_c$ | GINGIVAL HEIGHT | $\alpha_s$ | $\alpha_c$ |
|----|-----------------|------------|------------|-----------------|------------|------------|-----------------|------------|------------|-----------------|------------|------------|-----------------|------------|------------|
|    | 0.5 mm          |            |            | mm              |            |            | mm              |            |            | mm              |            |            | mm              |            |            |
| R  | 31.323.242.01-2 | 40°        | -          | -               | -          | -          | -               | -          | -          | -               | -          | -          | -               | -          | -          |
| NR |                 |            | -          | -               | -          | -          | -               | -          | -          | -               | -          | -          | -               | -          | -          |

DYNAMIC 3TIBASE

| GINGIVAL HEIGHT | $\alpha_s$ | $\alpha_c$ | $\alpha_d$ |
|-----------------|------------|------------|------------|
|                 | CH-5mm     | CH-7mm     | CH-9mm     |
| -               | -          | -          | -          |
| -               | -          | -          | -          |

DYNAMIC SCANBODY (LAB/CLIN)

DIGITAL ANALOG

DYNAMIC MILLING TOOL

| SCANBODY | HEIGHT mm | ADAPTOR | SCREWDRIVER ADAPTOR | DIGITAL ANALOG  | DYNAMIC MILLING TOOL | SHANK | $\alpha_{di}$ |
|----------|-----------|---------|---------------------|-----------------|----------------------|-------|---------------|
| -        | -         | -       | -                   | 34.613.242.01-2 | 33.370.716.01-2      | 3     | 25            |
| -        | -         |         |                     |                 | 33.470.716.01-2      | 4     |               |
| -        | -         |         |                     |                 | 33.670.716.01-2      | 6     |               |

DYNAMIC SCREWS

| DYNAMIC SCREW   | DYNAMIC SCREW $\varnothing 2,6$ | DYNAMIC SCREWDRIVER | SCREWDRIVER LENGTH (mm) |
|-----------------|---------------------------------|---------------------|-------------------------|
| 41.318.045.01-2 | 41.318.055.01-2<br>(Direct MU)  | 43.618.201.01-2     | 18                      |
|                 |                                 | 43.624.201.01-2     | 24                      |
|                 |                                 | 43.632.201.01-2     | 32                      |

STRAIGHT SCREWS

| STRAIGHT SCREW | SCREWDRIVER |
|----------------|-------------|
| -              | -           |

REFERENCE SCANBODY

| SCANBODY        | PEEK PINS   | TYPE            |
|-----------------|---|-----------------|
| 54.322.242.31-2 | 49.414.000.01-2 (6 mm)<br>49.415.000.01-2 (9 mm)<br>49.416.000.01-2 (13 mm) | A               |
|                 | 49.414.000.02-2 (6 mm)<br>49.415.000.02-2 (9 mm)<br>49.416.000.02-2 (13 mm) | B               |
|                 | 49.414.000.03-2 (6 mm)<br>49.415.000.03-2 (9 mm)<br>49.416.000.03-2 (13 mm) | C               |
|                 | <b>CAPS</b>   | mm              |
|                 | 49.418.000.01-2 (Regular)<br>49.418.000.02-2 (Wide)                         | 3.8             |
|                 | 49.419.000.01-2 (Regular)<br>49.419.000.02-2 (Wide)                         | 6               |
|                 | 49.420.000.01-2 (Regular)<br>49.420.000.02-2 (Wide)                         | 8               |
|                 | <b>SCREWDRIVER</b>  | 43.601.104.01-2 |

ANALOG

LAB SCANBODY

|   |                 |
|---|-----------------|
| - | 30.413.005.01-2 |
|---|-----------------|

LIBRARY OPTIONS: GH = Gingival Height CH = Cement Height IG = Adaptor 3mm  $\alpha_s$  = Standard maximum angulation  $\alpha_c$  = Captive maximum angulation  $\alpha_d$  = Direct to implant maximum angulation R = Rotational / Non-Engaging NR = Non Rotational / Engaging



**STANDARD DYNAMIC TIBASE**

|    | GINGIVAL HEIGHT<br>mm | $\alpha_s$ | $\alpha_c$ | GINGIVAL HEIGHT<br>mm | $\alpha_s$ | $\alpha_c$ | GINGIVAL HEIGHT<br>mm | $\alpha_s$ | $\alpha_c$ | GINGIVAL HEIGHT<br>mm | $\alpha_s$ | $\alpha_c$ | GINGIVAL HEIGHT<br>mm | $\alpha_s$ | $\alpha_c$ |
|----|-----------------------|------------|------------|-----------------------|------------|------------|-----------------------|------------|------------|-----------------------|------------|------------|-----------------------|------------|------------|
| R  | -                     | -          | -          | -                     | -          | -          | -                     | -          | -          | -                     | -          | -          | -                     | -          | -          |
| NR | -                     | -          | -          | -                     | -          | -          | -                     | -          | -          | -                     | -          | -          | -                     | -          | -          |

**DYNAMIC 3TIBASE**

|   | GINGIVAL HEIGHT | $\alpha_s$ | $\alpha_c$ | $\alpha_c$ |
|---|-----------------|------------|------------|------------|
|   |                 | CH-5mm     | CH- 7mm    | CH- 9mm    |
| - | -               | -          | -          | -          |
| - | -               | -          | -          | -          |

**DYNAMIC SCANBODY (LAB/CLIN)**

**DIGITAL ANALOG**

**DYNAMIC MILLING TOOL**

| SCANBODY | HEIGHT<br>mm | ADAPTOR | SCREWDRIVER<br>ADAPTOR | DIGITAL<br>ANALOG | DYNAMIC<br>MILLING TOOL | SHANK | $\alpha_{di}$ |
|----------|--------------|---------|------------------------|-------------------|-------------------------|-------|---------------|
| -        | -            | -       | -                      | -                 | -                       | -     | -             |
| -        | -            | -       | -                      | -                 | -                       | -     | -             |
| -        | -            | -       | -                      | -                 | -                       | -     | -             |

**DYNAMIC SCREWS**

| DYNAMIC SCREW   | HIGH DYNAMIC SCREW | DYNAMIC SCREWDRIVER | SCREWDRIVER LENGTH (mm) |
|-----------------|--------------------|---------------------|-------------------------|
| 41.316.084.01-2 | -                  | 43.618.201.01-2     | 18                      |
|                 |                    | 43.624.201.01-2     | 24                      |
|                 |                    | 43.632.201.01-2     | 32                      |

**STRAIGHT SCREWS**

| STRAIGHT SCREW  | SCREWDRIVER Hex. 1.20 |
|-----------------|-----------------------|
| 40.316.003.01-2 | 43.601.103.02-2       |

**MULTI-UNIT**

|   | GINGIVAL HEIGHT<br>1 mm | GINGIVAL HEIGHT<br>2 mm | GINGIVAL HEIGHT<br>3 mm | GINGIVAL HEIGHT<br>4 mm |
|---|-------------------------|-------------------------|-------------------------|-------------------------|
| R | -                       | 42.303.243.02-2         | 42.303.243.03-2         | -                       |

**LIBRARY OPTIONS:** GH = Gingival Height CH = Cement Height IG = Adaptor 3mm  $\alpha_s$  = Standard maximum angulation  $\alpha_c$  = Captive maximum angulation  $\alpha_{di}$  = Direct to implant maximum angulation R = Rotational / Non-Engaging NR = Non Rotational / Engaging

STANDARD DYNAMIC TIBASE

|    | GINGIVAL HEIGHT | $\alpha_s$ | $\alpha_c$ | GINGIVAL HEIGHT | $\alpha_s$ | $\alpha_c$ | GINGIVAL HEIGHT | $\alpha_s$ | $\alpha_c$ | GINGIVAL HEIGHT | $\alpha_s$ | $\alpha_c$ | GINGIVAL HEIGHT | $\alpha_s$ | $\alpha_c$ |
|----|-----------------|------------|------------|-----------------|------------|------------|-----------------|------------|------------|-----------------|------------|------------|-----------------|------------|------------|
|    | 0.6 mm          |            |            | mm              |            |            | mm              |            |            | mm              |            |            | mm              |            |            |
| R  | 31.323.245.01-2 | 40°        | -          | -               | -          | -          | -               | -          | -          | -               | -          | -          | -               | -          | -          |
| NR | -               |            |            | -               |            |            | -               |            |            | -               |            |            | -               |            |            |

DYNAMIC 3TIBASE

|   | GINGIVAL HEIGHT | $\alpha_s$ | $\alpha_s$ | $\alpha_s$ |
|---|-----------------|------------|------------|------------|
|   |                 | CH+5mm     | CH+ 7mm    | CH+ 9mm    |
| - | -               | -          | -          | -          |
| - | -               |            |            |            |

DYNAMIC SCANBODY (LAB/CLIN)

DIGITAL ANALOG

| SCANBODY | HEIGHT mm | ADAPTOR | SCREWDRIVER ADAPTOR | DIGITAL ANALOG |
|----------|-----------|---------|---------------------|----------------|
| -        | -         | -       | -                   | -              |
| -        | -         |         |                     |                |
| -        | -         |         |                     |                |

DYNAMIC MILLING TOOL

| DYNAMIC MILLING TOOL | SHANK | $\alpha_{di}$ |
|----------------------|-------|---------------|
| -                    | -     | -             |
| -                    | -     |               |
| -                    | -     |               |

DYNAMIC SCREWS

| DYNAMIC SCREW   | HIGH DYNAMIC SCREW | DYNAMIC SCREWDRIVER | SCREWDRIVER LENGTH (mm) |
|-----------------|--------------------|---------------------|-------------------------|
| 41.314.039.01-2 | -                  | 43.618.201.01-2     | 18                      |
|                 |                    | 43.624.201.01-2     | 24                      |
|                 |                    | 43.632.201.01-2     | 32                      |

STRAIGHT SCREWS

| STRAIGHT SCREW | SCREWDRIVER |
|----------------|-------------|
| -              | -           |

ANALOG

LAB SCANBODY

|   |                 |
|---|-----------------|
| - | 30.413.005.01-2 |
|---|-----------------|

LIBRARY OPTIONS: GH = Gingival Height CH = Cement Height IG = Adaptor 3mm  $\alpha_s$  = Standard maximum angulation  $\alpha_c$  = Captive maximum angulation  $\alpha_{di}$  = Direct to implant maximum angulation R = Rotational / Non-Engaging NR = Non Rotational / Engaging

STANDARD DYNAMIC TIBASE

|    | GINGIVAL HEIGHT<br>1 mm | $\alpha_s$ | $\alpha_c$ | GINGIVAL HEIGHT<br>2 mm | $\alpha_s$ | $\alpha_c$ | GINGIVAL HEIGHT<br>mm | $\alpha_s$ | $\alpha_c$ | GINGIVAL HEIGHT<br>mm | $\alpha_s$ | $\alpha_c$ | GINGIVAL HEIGHT<br>mm | $\alpha_s$ | $\alpha_c$ |
|----|-------------------------|------------|------------|-------------------------|------------|------------|-----------------------|------------|------------|-----------------------|------------|------------|-----------------------|------------|------------|
| R  | 31.322.246.01-2         | 25°        | -          | 31.322.246.02-2         | 25°        | -          | -                     | -          | -          | -                     | -          | -          | -                     | -          | -          |
| NR | 31.312.246.01-2         |            |            | 31.312.246.02-2         |            |            | -                     |            |            | -                     |            |            | -                     |            |            |

DYNAMIC 3TIBASE

|    | GINGIVAL HEIGHT<br>mm | $\alpha_s$<br>CH-5mm | $\alpha_s$<br>CH- 7mm | $\alpha_s$<br>CH- 9mm |
|----|-----------------------|----------------------|-----------------------|-----------------------|
| R  | -                     | -                    | -                     | -                     |
| NR | -                     |                      |                       |                       |

DYNAMIC SCANBODY (LAB/CLIN)

DIGITAL ANALOG

| SCANBODY | HEIGHT<br>mm | ADAPTOR | SCREWDRIVER<br>ADAPTOR | DIGITAL<br>ANALOG |
|----------|--------------|---------|------------------------|-------------------|
| -        | -            | -       | -                      | -                 |
| -        | -            |         |                        |                   |
| -        | -            |         |                        |                   |

DYNAMIC MILLING TOOL

| DYNAMIC<br>MILLING TOOL | SHANK | $\alpha_{di}$ |
|-------------------------|-------|---------------|
| -                       | -     | -             |
| -                       | -     |               |
| -                       | -     |               |

DYNAMIC SCREWS

STRAIGHT SCREWS

| DYNAMIC<br>SCREW | HIGH DYNAMIC<br>SCREW | DYNAMIC<br>SCREWDRIVER | SCREWDRIVER<br>LENGTH (mm) |
|------------------|-----------------------|------------------------|----------------------------|
| 41.316.080.01-2  | -                     | 43.618.201.01-2        | 18                         |
|                  |                       | 43.624.201.01-2        | 24                         |
|                  |                       | 43.632.201.01-2        | 32                         |

| STRAIGHT<br>SCREW | SCREWDRIVER |
|-------------------|-------------|
| -                 | -           |

| ANALOG | LAB SCANBODY    |
|--------|-----------------|
| -      | 30.412.001.01-2 |

LIBRARY OPTIONS: GH = Gingival Height CH = Cement Height IG = Adaptor 3mm  $\alpha_s$  = Standard maximum angulation  $\alpha_c$  = Captive maximum angulation  $\alpha_{di}$  = Direct to implant maximum angulation R = Rotational / Non-Engaging NR = Non Rotational / Engaging

STANDARD DYNAMIC TIBASE

|    | GINGIVAL HEIGHT | $\alpha_s$ | $\alpha_c$ | GINGIVAL HEIGHT | $\alpha_s$ | $\alpha_c$ | GINGIVAL HEIGHT | $\alpha_s$ | $\alpha_c$ | GINGIVAL HEIGHT | $\alpha_s$ | $\alpha_c$ | GINGIVAL HEIGHT | $\alpha_s$ | $\alpha_c$ |
|----|-----------------|------------|------------|-----------------|------------|------------|-----------------|------------|------------|-----------------|------------|------------|-----------------|------------|------------|
|    | 0.3 mm          |            |            | mm              |            |            | mm              |            |            | mm              |            |            | mm              |            |            |
| R  | 31.323.247.01-2 | 40°        | -          | -               | -          | -          | -               | -          | -          | -               | -          | -          | -               | -          | -          |
| NR |                 |            |            | -               | -          | -          | -               | -          | -          | -               | -          | -          | -               | -          | -          |

DYNAMIC 3TIBASE

| GINGIVAL HEIGHT | $\alpha_s$ | $\alpha_s$ | $\alpha_s$ |
|-----------------|------------|------------|------------|
|                 | CH+5mm     | CH+ 7mm    | CH+ 9mm    |
| -               | -          | -          | -          |
| -               | -          | -          | -          |

DYNAMIC SCANBODY (LAB/CLIN)

DIGITAL ANALOG

| SCANBODY | HEIGHT mm | ADAPTOR | SCREWDRIVER ADAPTOR | DIGITAL ANALOG |
|----------|-----------|---------|---------------------|----------------|
| -        | -         | -       | -                   | -              |
| -        | -         |         |                     |                |
| -        | -         |         |                     |                |

DYNAMIC MILLING TOOL

| DYNAMIC MILLING TOOL | SHANK | $\alpha_{di}$ |
|----------------------|-------|---------------|
| -                    | -     | -             |
| -                    | -     |               |
| -                    | -     |               |

DYNAMIC SCREWS

| DYNAMIC SCREW   | HIGH DYNAMIC SCREW | DYNAMIC SCREWDRIVER | SCREWDRIVER LENGTH (mm) |
|-----------------|--------------------|---------------------|-------------------------|
| 41.316.040.01-2 | -                  | 43.618.201.01-2     | 18                      |
|                 |                    | 43.624.201.01-2     | 24                      |
|                 |                    | 43.632.201.01-2     | 32                      |

STRAIGHT SCREWS

| STRAIGHT SCREW | SCREWDRIVER | ANALOG | LAB SCANBODY    |
|----------------|-------------|--------|-----------------|
| -              | -           | -      | 30.413.005.01-2 |

LIBRARY OPTIONS: GH = Gingival Height CH = Cement Height IG = Adaptor 3mm  $\alpha_s$  = Standard maximum angulation  $\alpha_c$  = Captive maximum angulation  $\alpha_{di}$  = Direct to implant maximum angulation R = Rotational / Non-Engaging NR = Non Rotational / Engaging

**STANDARD DYNAMIC TIBASE**

|    | GINGIVAL HEIGHT | $\alpha_s$ | $\alpha_c$ | GINGIVAL HEIGHT | $\alpha_s$ | $\alpha_c$ | GINGIVAL HEIGHT | $\alpha_s$ | $\alpha_c$ | GINGIVAL HEIGHT | $\alpha_s$ | $\alpha_c$ | GINGIVAL HEIGHT | $\alpha_s$ | $\alpha_c$ |
|----|-----------------|------------|------------|-----------------|------------|------------|-----------------|------------|------------|-----------------|------------|------------|-----------------|------------|------------|
|    | 1 mm            |            |            | mm              |            |            | mm              |            |            | mm              |            |            | mm              |            |            |
| R  | 31.320.249.01-2 | 40°        | -          | -               | -          | -          | -               | -          | -          | -               | -          | -          | -               | -          | -          |
| NR | 31.310.249.01-2 |            |            | -               | -          | -          | -               | -          | -          | -               | -          | -          | -               | -          | -          |

**DYNAMIC 3TIBASE**

|    | GINGIVAL HEIGHT | $\alpha_s$ | $\alpha_s$ | $\alpha_s$ |
|----|-----------------|------------|------------|------------|
|    | mm              | CH+5mm     | CH+7mm     | CH+9mm     |
| R  | -               | -          | -          | -          |
| NR | -               |            |            |            |

**DYNAMIC SCANBODY (LAB/CLIN)**

**DIGITAL ANALOG**

| SCANBODY        | HEIGHT mm | ADAPTOR                   | SCREWDRIVER ADAPTOR | DIGITAL ANALOG  |
|-----------------|-----------|---------------------------|---------------------|-----------------|
| 52.410.128.01-2 | 10        | 50.310.249.03-2<br>IG-3mm | 43.621.415.01-2     | 34.610.249.01-2 |
| -               | -         |                           |                     |                 |
| -               | -         |                           |                     |                 |

**DYNAMIC MILLING TOOL**

| DYNAMIC MILLING TOOL | SHANK | $\alpha_{di}$ |
|----------------------|-------|---------------|
| 33.315.804.01-2      | 3     | 25°           |
| 33.415.804.01-2      | 4     |               |
| 33.615.804.01-2      | 6     |               |

**DYNAMIC SCREWS**

**STRAIGHT SCREWS**

| DYNAMIC SCREW   | HIGH DYNAMIC SCREW | DYNAMIC SCREWDRIVER | SCREWDRIVER LENGTH (mm) |
|-----------------|--------------------|---------------------|-------------------------|
| 41.314.080.01-2 | -                  | 43.618.201.01-2     | 18                      |
|                 |                    | 43.624.201.01-2     | 24                      |
|                 |                    | 43.632.201.01-2     | 32                      |

| STRAIGHT SCREW | SCREWDRIVER |
|----------------|-------------|
| -              | -           |

| ANALOG | LAB SCANBODY    |
|--------|-----------------|
| -      | 30.410.006.01-2 |

**LIBRARY OPTIONS:** GH = Gingival Height CH = Cement Height IG = Adaptor 3mm  $\alpha_s$  = Standard maximum angulation  $\alpha_c$  = Captive maximum angulation  $\alpha_{di}$  = Direct to implant maximum angulation R = Rotational / Non-Engaging NR = Non Rotational / Engaging

STANDARD DYNAMIC TIBASE

|    | GINGIVAL HEIGHT<br>1mm | $\alpha_s$ | $\alpha_c$ | GINGIVAL HEIGHT<br>1.5 mm | $\alpha_s$ | $\alpha_c$ | GINGIVAL HEIGHT<br>3 mm | $\alpha_s$ | $\alpha_c$ | GINGIVAL HEIGHT<br>mm | $\alpha_s$ | $\alpha_c$ | GINGIVAL HEIGHT<br>mm | $\alpha_s$ | $\alpha_c$ |
|----|------------------------|------------|------------|---------------------------|------------|------------|-------------------------|------------|------------|-----------------------|------------|------------|-----------------------|------------|------------|
| R  | 31.322.251.01-2        | 40°        | -          | 31.322.251.02-2           | 40°        | -          | 31.322.251.04-2         | 25°        | -          | -                     | -          | -          | -                     | -          | -          |
| NR | 31.312.251.01-2        |            |            | 31.312.251.02-2           |            |            | 31.312.251.04-2         |            |            | -                     |            |            | -                     |            |            |

DYNAMIC 3TIBASE

| GINGIVAL HEIGHT | $\alpha_s$ | $\alpha_s$ | $\alpha_s$ |
|-----------------|------------|------------|------------|
|                 | CH+5mm     | CH+ 7mm    | CH+ 9mm    |
| -               | -          | -          | -          |
| -               | -          | -          | -          |

DYNAMIC SCANBODY (LAB/CLIN)

DIGITAL ANALOG

| SCANBODY | HEIGHT mm | ADAPTOR | SCREWDRIVER ADAPTOR | DIGITAL ANALOG |
|----------|-----------|---------|---------------------|----------------|
| -        | -         | -       | -                   | -              |
| -        | -         |         |                     |                |
| -        | -         |         |                     |                |

DYNAMIC MILLING TOOL

| DYNAMIC MILLING TOOL | SHANK | $\alpha_{di}$ |
|----------------------|-------|---------------|
| -                    | -     | -             |
| -                    | -     |               |
| -                    | -     |               |

DYNAMIC SCREWS

| DYNAMIC SCREW   | HIGH DYNAMIC SCREW | DYNAMIC SCREWDRIVER | SCREWDRIVER LENGTH (mm) |
|-----------------|--------------------|---------------------|-------------------------|
| 41.316.064.02-2 | 40.316.007.01-2    | 43.618.201.01-2     | 18                      |
|                 |                    | 43.624.201.01-2     | 24                      |
|                 |                    | 43.632.201.01-2     | 32                      |

STRAIGHT SCREWS

| STRAIGHT SCREW | SCREWDRIVER |
|----------------|-------------|
| -              | -           |

ANALOG

LAB SCANBODY

|   |                 |
|---|-----------------|
| - | 30.412.001.01-2 |
|---|-----------------|

LIBRARY OPTIONS: GH = Gingival Height CH = Cement Height IG = Adaptor 3mm  $\alpha_s$  = Standard maximum angulation  $\alpha_c$  = Captive maximum angulation  $\alpha_{di}$  = Direct to implant maximum angulation R = Rotational / Non-Engaging NR = Non Rotational / Engaging

**STANDARD DYNAMIC TIBASE**

|    | GINGIVAL HEIGHT | $\alpha_s$ | $\alpha_c$ | GINGIVAL HEIGHT | $\alpha_s$ | $\alpha_c$ | GINGIVAL HEIGHT | $\alpha_s$ | $\alpha_c$ | GINGIVAL HEIGHT | $\alpha_s$ | $\alpha_c$ | GINGIVAL HEIGHT | $\alpha_s$ | $\alpha_c$ |
|----|-----------------|------------|------------|-----------------|------------|------------|-----------------|------------|------------|-----------------|------------|------------|-----------------|------------|------------|
|    | mm              |            |            | mm              |            |            | mm              |            |            | mm              |            |            | mm              |            |            |
| R  | -               | -          | -          | -               | -          | -          | -               | -          | -          | -               | -          | -          | -               | -          | -          |
| NR | -               | -          | -          | -               | -          | -          | -               | -          | -          | -               | -          | -          | -               | -          | -          |

**DYNAMIC 3TIBASE**

|    | GINGIVAL HEIGHT | $\alpha_s$ | $\alpha_s$ | $\alpha_s$ |
|----|-----------------|------------|------------|------------|
|    | mm              | CH+5mm     | CH+ 7mm    | CH+ 9mm    |
| R  | -               | -          | -          | -          |
| NR | -               | -          | -          | -          |

**DYNAMIC SCANBODY (LAB/CLIN)**

**DIGITAL ANALOG**

| SCANBODY | HEIGHT mm | ADAPTOR | SCREWDRIVER ADAPTOR | DIGITAL ANALOG |
|----------|-----------|---------|---------------------|----------------|
| -        | -         | -       | -                   | -              |
| -        | -         |         |                     |                |
| -        | -         |         |                     |                |

**DYNAMIC MILLING TOOL**

| DYNAMIC MILLING TOOL | SHANK | $\alpha_{di}$ |
|----------------------|-------|---------------|
| -                    | -     | -             |
| -                    | -     | -             |
| -                    | -     | -             |

**DYNAMIC SCREWS**

| DYNAMIC SCREW   | HIGH DYNAMIC SCREW | DYNAMIC SCREWDRIVER | SCREWDRIVER LENGTH (mm) |
|-----------------|--------------------|---------------------|-------------------------|
| 41.318.065.01-2 | 40.318.003.01-2    | -                   | -                       |
|                 |                    | -                   | -                       |
|                 |                    | -                   | -                       |

**STRAIGHT SCREWS**

| STRAIGHT SCREW  | SCREWDRIVER Hex. 1.20 |
|-----------------|-----------------------|
| 40.318.003.01-2 | 43.601.103.02-2       |

**ANALOG**

**LAB SCANBODY**

|   |   |
|---|---|
| - | - |
|---|---|

**MULTI-UNIT**

|   | GINGIVAL HEIGHT | GINGIVAL HEIGHT | GINGIVAL HEIGHT | GINGIVAL HEIGHT |
|---|-----------------|-----------------|-----------------|-----------------|
|   | 1 mm            | 2 mm            | 3 mm            | 4 mm            |
| R | 42.302.257.01-2 | 42.302.257.02-2 | 42.302.257.03-2 | 42.302.257.04-2 |

**LIBRARY OPTIONS:** GH = Gingival Height CH = Cement Height IG = Adaptor 3mm  $\alpha_s$  = Standard maximum angulation  $\alpha_c$  = Captive maximum angulation  $\alpha_{di}$  = Direct to implant maximum angulation R = Rotational / Non-Engaging NR = Non Rotational / Engaging

STANDARD DYNAMIC TIBASE

|    | GINGIVAL HEIGHT<br>0.3 mm | $\alpha_s$ | $\alpha_c$ | GINGIVAL HEIGHT<br>mm | $\alpha_s$ | $\alpha_c$ | GINGIVAL HEIGHT<br>mm | $\alpha_s$ | $\alpha_c$ | GINGIVAL HEIGHT<br>mm | $\alpha_s$ | $\alpha_c$ | GINGIVAL HEIGHT<br>mm | $\alpha_s$ | $\alpha_c$ |
|----|---------------------------|------------|------------|-----------------------|------------|------------|-----------------------|------------|------------|-----------------------|------------|------------|-----------------------|------------|------------|
| R  | 31.323.025.01-2           | 45°        | 30°        | -                     | -          | -          | -                     | -          | -          | -                     | -          | -          | -                     | -          | -          |
| NR | -                         |            |            | -                     | -          | -          | -                     | -          | -          | -                     | -          | -          | -                     | -          | -          |

DYNAMIC 3TIBASE

|    | GINGIVAL HEIGHT<br>0.3 mm | $\alpha_s$<br>CH+5mm | $\alpha_s$<br>CH+ 7mm | $\alpha_s$<br>CH+ 9mm |
|----|---------------------------|----------------------|-----------------------|-----------------------|
| R  | 31.323.025.21-2           | 30°                  | 25°                   | 10°                   |
| NR | -                         |                      |                       |                       |

DYNAMIC SCANBODY (LAB/CLIN)

DIGITAL ANALOG

DYNAMIC MILLING TOOL

SCANALOG

SCANBODY OP

| SCANBODY        | HEIGHT<br>mm | ADAPTOR         | SCREWDRIVER<br>ADAPTOR | DIGITAL<br>ANALOG | DYNAMIC<br>MILLING TOOL | SHANK                   | $\alpha_{di}$ | SCANALOG        | SCANBODY        | PEEK PINS              | TYPE |
|-----------------|--------------|-----------------|------------------------|-------------------|-------------------------|-------------------------|---------------|-----------------|-----------------|------------------------|------|
| 52.408.112.01-2 | 8            | 50.313.025.02-2 | 43.621.410.01-2        | 34.613.025.01-2   | 33.390.716.01-2         | 3                       | 30            | 23.413.025.01-2 | 54.322.025.31-2 | 49.414.000.01-2 (6 mm) | A    |
|                 |              |                 | 43.624.410.01-2        |                   | 33.490.716.01-2         | 4                       |               |                 |                 | 49.415.000.01-2 (9 mm) |      |
| 52.410.111.01-2 | 10           | 50.313.025.01-2 | 43.624.410.01-2        | 33.690.716.01-2   | 6                       | 49.416.000.01-2 (13 mm) |               |                 |                 |                        |      |
|                 |              |                 |                        |                   |                         | 49.414.000.02-2 (6 mm)  | B             |                 |                 |                        |      |
|                 |              |                 |                        |                   |                         | 49.415.000.02-2 (9 mm)  |               |                 |                 |                        |      |
|                 |              |                 |                        |                   |                         | 49.416.000.02-2 (13 mm) |               |                 |                 |                        |      |
|                 |              |                 |                        |                   |                         | 49.414.000.03-2 (6 mm)  | C             |                 |                 |                        |      |
|                 |              |                 |                        |                   |                         | 49.415.000.03-2 (9 mm)  |               |                 |                 |                        |      |
|                 |              |                 |                        |                   |                         | 49.416.000.03-2 (13 mm) |               |                 |                 |                        |      |
| SCREWDRIVER     |              |                 |                        |                   |                         |                         |               |                 |                 | 43.625.108.01-2        |      |

DYNAMIC SCREWS

STRAIGHT SCREWS

| DYNAMIC SCREW   | HIGH DYNAMIC SCREW | DYNAMIC SCREWDRIVER | SCREWDRIVER LENGTH (mm) |
|-----------------|--------------------|---------------------|-------------------------|
| 41.314.039.01-2 | -                  | 43.618.201.01-2     | 18                      |
|                 |                    | 43.624.201.01-2     | 24                      |
|                 |                    | 43.632.201.01-2     | 32                      |

| STRAIGHT SCREW  | SCREWDRIVER Hex. 1.27 |
|-----------------|-----------------------|
| 40.314.005.04-2 | 43.601.105.01-2       |

ANALOG

LAB SCANBODY

|                 |                 |
|-----------------|-----------------|
| 22.613.025.01-2 | 30.413.005.01-2 |
|-----------------|-----------------|

LIBRARY OPTIONS: GH = Gingival Height CH = Cement Height IG = Adaptor 3mm  $\alpha_s$  = Standard maximum angulation  $\alpha_c$  = Captive maximum angulation  $\alpha_{di}$  = Direct to implant maximum angulation R = Rotational / Non-Engaging NR = Non Rotational / Engaging



STANDARD DYNAMIC TIBASE

|    | GINGIVAL HEIGHT | $\alpha_s$ | $\alpha_c$ | GINGIVAL HEIGHT | $\alpha_s$ | $\alpha_c$ | GINGIVAL HEIGHT | $\alpha_s$ | $\alpha_c$ | GINGIVAL HEIGHT | $\alpha_s$ | $\alpha_c$ | GINGIVAL HEIGHT | $\alpha_s$ | $\alpha_c$ |
|----|-----------------|------------|------------|-----------------|------------|------------|-----------------|------------|------------|-----------------|------------|------------|-----------------|------------|------------|
|    | 0.5 mm          |            |            | mm              |            |            | mm              |            |            | mm              |            |            | mm              |            |            |
| R  | 31.320.260.01-2 | 40°        | -          | -               | -          | -          | -               | -          | -          | -               | -          | -          | -               | -          | -          |
| NR | 31.310.260.01-2 |            | -          | -               | -          | -          | -               | -          | -          | -               | -          | -          | -               | -          | -          |

DYNAMIC 3TIBASE

|    | GINGIVAL HEIGHT | $\alpha_s$ | $\alpha_s$ | $\alpha_s$ |
|----|-----------------|------------|------------|------------|
|    | mm              | CH+5mm     | CH+7mm     | CH+9mm     |
| R  | -               | -          | -          | -          |
| NR | -               | -          | -          | -          |

DYNAMIC SCANBODY (LAB/CLIN)

DIGITAL ANALOG

| SCANBODY        | HEIGHT mm | ADAPTOR                   | SCREWDRIVER ADAPTOR                | DIGITAL ANALOG  |
|-----------------|-----------|---------------------------|------------------------------------|-----------------|
| 52.410.103.01-2 | 10        | 50.310.207.03-2<br>IG=3mm | 43.621.410.01-2<br>43.624.410.01-2 | 34.610.260.01-2 |
| 52.412.103.01-2 | 12        |                           |                                    |                 |

DYNAMIC MILLING TOOL

| DYNAMIC MILLING TOOL | SHANK | $\alpha_{di}$ |
|----------------------|-------|---------------|
| 33.345.856.01-2      | 3     | 25°           |
| 33.445.856.01-2      | 4     |               |
| 33.645.856.01-2      | 6     |               |

SCANBODY OP

| SCANBODY        | PEEK PINS               | TYPE            |
|-----------------|-------------------------|-----------------|
| 54.315.207.21-2 | 49.414.000.01-2 (6 mm)  | A               |
|                 | 49.415.000.01-2 (9 mm)  |                 |
|                 | 49.416.000.01-2 (13 mm) |                 |
|                 | 49.414.000.02-2 (6 mm)  | B               |
|                 | 49.415.000.02-2 (9 mm)  |                 |
|                 | 49.416.000.02-2 (13 mm) |                 |
|                 | 49.414.000.03-2 (6 mm)  | C               |
|                 | 49.415.000.03-2 (9 mm)  |                 |
|                 | 49.416.000.03-2 (13 mm) |                 |
| SCREWDRIVER     |                         | 43.601.107.01-2 |

DYNAMIC SCREWS

| DYNAMIC SCREW   | HIGH DYNAMIC SCREW | DYNAMIC SCREWDRIVER | SCREWDRIVER LENGTH (mm) |
|-----------------|--------------------|---------------------|-------------------------|
| 41.316.066.01-2 | -                  | 43.618.201.01-2     | 18                      |
|                 |                    | 43.624.201.01-2     | 24                      |
|                 |                    | 43.632.201.01-2     | 32                      |

STRAIGHT SCREWS

| STRAIGHT SCREW | SCREWDRIVER |
|----------------|-------------|
| -              | -           |

ANALOG

LAB SCANBODY

|   |                 |
|---|-----------------|
| - | 30.410.006.01-2 |
|---|-----------------|

MULTI-UNIT

|   | GINGIVAL HEIGHT | GINGIVAL HEIGHT | GINGIVAL HEIGHT | GINGIVAL HEIGHT |
|---|-----------------|-----------------|-----------------|-----------------|
|   | 1 mm            | 2 mm            | 3 mm            | 4 mm            |
| R | 42.302.207.01-2 | 42.302.207.02-2 | 42.302.207.03-2 | 42.302.207.04-2 |

LIBRARY OPTIONS: GH = Gingival Height CH = Cement Height IG = Adaptor 3mm  $\alpha_s$  = Standard maximum angulation  $\alpha_c$  = Captive maximum angulation  $\alpha_{di}$  = Direct to implant maximum angulation R = Rotational / Non-Engaging NR = Non Rotational / Engaging

STANDARD DYNAMIC TIBASE

|    | GINGIVAL HEIGHT | $\alpha_s$ | $\alpha_c$ | GINGIVAL HEIGHT | $\alpha_s$ | $\alpha_c$ | GINGIVAL HEIGHT | $\alpha_s$ | $\alpha_c$ | GINGIVAL HEIGHT | $\alpha_s$ | $\alpha_c$ | GINGIVAL HEIGHT | $\alpha_s$ | $\alpha_c$ |
|----|-----------------|------------|------------|-----------------|------------|------------|-----------------|------------|------------|-----------------|------------|------------|-----------------|------------|------------|
|    | 0.5 mm          |            |            | mm              |            |            | mm              |            |            | mm              |            |            | mm              |            |            |
| R  | 31.323.261.01-2 | 40°        | -          | -               | -          | -          | -               | -          | -          | -               | -          | -          | -               | -          | -          |
| NR | 31.313.261.01-2 |            | -          | -               | -          | -          | -               | -          | -          | -               | -          | -          | -               | -          | -          |

DYNAMIC 3TIBASE

|    | GINGIVAL HEIGHT | $\alpha_s$ | $\alpha_s$ | $\alpha_s$ |
|----|-----------------|------------|------------|------------|
|    | mm              | CH+5mm     | CH+7mm     | CH+9mm     |
| R  | -               | -          | -          | -          |
| NR | -               | -          | -          | -          |

DYNAMIC SCANBODY (LAB/CLIN)

DIGITAL ANALOG

| SCANBODY        | HEIGHT mm | ADAPTOR                   | SCREWDRIVER ADAPTOR                | DIGITAL ANALOG  |
|-----------------|-----------|---------------------------|------------------------------------|-----------------|
| 52.410.103.01-2 | 10        | 50.310.207.03-2<br>IG+3mm | 43.621.410.01-2<br>43.624.410.01-2 | 34.613.261.01-2 |
|                 |           |                           |                                    |                 |
| 52.412.103.01-2 | 12        |                           |                                    |                 |

DYNAMIC MILLING TOOL

| DYNAMIC MILLING TOOL | SHANK | $\alpha_{di}$ |
|----------------------|-------|---------------|
| 33.345.856.01-2      | 3     | 25°           |
| 33.445.856.01-2      | 4     |               |
| 33.645.856.01-2      | 6     |               |

SCANBODY OP

| SCANBODY        | PEEK PINS               | TYPE |
|-----------------|-------------------------|------|
| 54.315.207.21-2 | 49.414.000.01-2 (6 mm)  | A    |
|                 | 49.415.000.01-2 (9 mm)  |      |
|                 | 49.416.000.01-2 (13 mm) |      |
|                 | 49.414.000.02-2 (6 mm)  | B    |
|                 | 49.415.000.02-2 (9 mm)  |      |
|                 | 49.416.000.02-2 (13 mm) |      |
|                 | 49.414.000.03-2 (6 mm)  | C    |
|                 | 49.415.000.03-2 (9 mm)  |      |
|                 | 49.416.000.03-2 (13 mm) |      |
| SCREWDRIVER     | 43.601.107.01-2         |      |

DYNAMIC SCREWS

| DYNAMIC SCREW   | HIGH DYNAMIC SCREW | DYNAMIC SCREWDRIVER | SCREWDRIVER LENGTH (mm) |
|-----------------|--------------------|---------------------|-------------------------|
| 41.316.066.01-2 | -                  | 43.618.201.01-2     | 18                      |
|                 |                    | 43.624.201.01-2     | 24                      |
|                 |                    | 43.632.201.01-2     | 32                      |

STRAIGHT SCREWS

| STRAIGHT SCREW | SCREWDRIVER |
|----------------|-------------|
| -              | -           |

ANALOG

LAB SCANBODY

|   |                 |
|---|-----------------|
| - | 30.413.004.01-2 |
|---|-----------------|

MULTI-UNIT

|   | GINGIVAL HEIGHT | GINGIVAL HEIGHT | GINGIVAL HEIGHT | GINGIVAL HEIGHT |
|---|-----------------|-----------------|-----------------|-----------------|
|   | 1 mm            | 2 mm            | 3 mm            | 4 mm            |
| R | 42.302.207.01-2 | 42.302.207.02-2 | 42.302.207.03-2 | 42.302.207.04-2 |

LIBRARY OPTIONS: GH = Gingival Height CH = Cement Height IG = Adaptor 3mm  $\alpha_s$  = Standard maximum angulation  $\alpha_c$  = Captive maximum angulation  $\alpha_{di}$  = Direct to implant maximum angulation R = Rotational / Non-Engaging NR = Non Rotational / Engaging

STANDARD DYNAMIC TIBASE

|    | GINGIVAL HEIGHT | $\alpha_s$ | $\alpha_c$ | GINGIVAL HEIGHT | $\alpha_s$ | $\alpha_c$ | GINGIVAL HEIGHT | $\alpha_s$ | $\alpha_c$ | GINGIVAL HEIGHT | $\alpha_s$ | $\alpha_c$ | GINGIVAL HEIGHT | $\alpha_s$ | $\alpha_c$ |
|----|-----------------|------------|------------|-----------------|------------|------------|-----------------|------------|------------|-----------------|------------|------------|-----------------|------------|------------|
|    | 0.5 mm          |            |            | mm              |            |            | mm              |            |            | mm              |            |            | mm              |            |            |
| R  | 31.324.262.01-2 | 40°        | -          | -               | -          | -          | -               | -          | -          | -               | -          | -          | -               | -          | -          |
| NR | 31.314.262.01-2 |            | -          | -               | -          | -          | -               | -          | -          | -               | -          | -          | -               | -          | -          |

DYNAMIC 3TIBASE

|    | GINGIVAL HEIGHT | $\alpha_s$ | $\alpha_s$ | $\alpha_s$ |
|----|-----------------|------------|------------|------------|
|    | mm              | CH+5mm     | CH+7mm     | CH+9mm     |
| R  | -               | -          | -          | -          |
| NR | -               | -          | -          | -          |

DYNAMIC SCANBODY (LAB/CLIN)

DIGITAL ANALOG

| SCANBODY        | HEIGHT mm | ADAPTOR                   | SCREWDRIVER ADAPTOR                | DIGITAL ANALOG  |
|-----------------|-----------|---------------------------|------------------------------------|-----------------|
| 52.410.103.01-2 | 10        | 50.310.207.03-2<br>IG+3mm | 43.621.410.01-2<br>43.624.410.01-2 | 34.614.262.01-2 |
| 52.412.103.01-2 | 12        |                           |                                    |                 |

DYNAMIC MILLING TOOL

| DYNAMIC MILLING TOOL | SHANK | $\alpha_{di}$ |
|----------------------|-------|---------------|
| 33.345.856.01-2      | 3     | 25°           |
| 33.445.856.01-2      | 4     |               |
| 33.645.856.01-2      | 6     |               |

SCANBODY OP

| SCANBODY        | PEEK PINS               | TYPE |
|-----------------|-------------------------|------|
| 54.315.207.21-2 | 49.414.000.01-2 (6 mm)  | A    |
|                 | 49.415.000.01-2 (9 mm)  |      |
|                 | 49.416.000.01-2 (13 mm) |      |
|                 | 49.414.000.02-2 (6 mm)  | B    |
|                 | 49.415.000.02-2 (9 mm)  |      |
|                 | 49.416.000.02-2 (13 mm) |      |
|                 | 49.414.000.03-2 (6 mm)  | C    |
|                 | 49.415.000.03-2 (9 mm)  |      |
|                 | 49.416.000.03-2 (13 mm) |      |
| SCREWDRIVER     | 43.601.107.01-2         |      |

DYNAMIC SCREWS

| DYNAMIC SCREW   | HIGH DYNAMIC SCREW | DYNAMIC SCREWDRIVER | SCREWDRIVER LENGTH (mm) |
|-----------------|--------------------|---------------------|-------------------------|
| 41.316.066.01-2 | -                  | 43.618.201.01-2     | 18                      |
|                 |                    | 43.624.201.01-2     | 24                      |
|                 |                    | 43.632.201.01-2     | 32                      |

STRAIGHT SCREWS

| STRAIGHT SCREW | SCREWDRIVER |
|----------------|-------------|
| -              | -           |

ANALOG

LAB SCANBODY

|   |                 |
|---|-----------------|
| - | 30.414.008.01-2 |
|---|-----------------|

MULTI-UNIT

|   | GINGIVAL HEIGHT | GINGIVAL HEIGHT | GINGIVAL HEIGHT | GINGIVAL HEIGHT |
|---|-----------------|-----------------|-----------------|-----------------|
|   | 1 mm            | 2 mm            | 3 mm            | 4 mm            |
| R | 42.302.207.01-2 | 42.302.207.02-2 | 42.302.207.03-2 | 42.302.207.04-2 |

LIBRARY OPTIONS: GH = Gingival Height CH = Cement Height IG = Adaptor 3mm  $\alpha_s$  = Standard maximum angulation  $\alpha_c$  = Captive maximum angulation  $\alpha_{di}$  = Direct to implant maximum angulation R = Rotational / Non-Engaging NR = Non Rotational / Engaging

**STANDARD DYNAMIC TIBASE**

|    | GINGIVAL HEIGHT | $\alpha_s$ | $\alpha_c$ | GINGIVAL HEIGHT | $\alpha_s$ | $\alpha_c$ | GINGIVAL HEIGHT | $\alpha_s$ | $\alpha_c$ | GINGIVAL HEIGHT | $\alpha_s$ | $\alpha_c$ | GINGIVAL HEIGHT | $\alpha_s$ | $\alpha_c$ |
|----|-----------------|------------|------------|-----------------|------------|------------|-----------------|------------|------------|-----------------|------------|------------|-----------------|------------|------------|
|    | mm              |            |            | mm              |            |            | mm              |            |            | mm              |            |            | mm              |            |            |
| R  | -               | -          | -          | -               | -          | -          | -               | -          | -          | -               | -          | -          | -               | -          | -          |
| NR | -               | -          | -          | -               | -          | -          | -               | -          | -          | -               | -          | -          | -               | -          | -          |

**DYNAMIC 3TIBASE**

|    | GINGIVAL HEIGHT | $\alpha_s$ | $\alpha_s$ | $\alpha_s$ |
|----|-----------------|------------|------------|------------|
|    | 0,3 mm          | CH+5mm     | CH+ 7mm    | CH+ 9mm    |
| R  | 31.323.264.21-2 | 25°        | 25°        | 25°        |
| NR | -               |            |            |            |

**DYNAMIC SCANBODY (LAB/CLIN)**

**DIGITAL ANALOG**

| SCANBODY | HEIGHT mm | ADAPTOR | SCREWDRIVER ADAPTOR | DIGITAL ANALOG |
|----------|-----------|---------|---------------------|----------------|
| -        | -         | -       | -                   | -              |
| -        | -         |         |                     |                |
| -        | -         |         |                     |                |

**DYNAMIC MILLING TOOL**

| DYNAMIC MILLING TOOL | SHANK | $\alpha_{di}$ |
|----------------------|-------|---------------|
| -                    | -     | -             |
| -                    | -     |               |
| -                    | -     |               |

**MINI SCANBODY**

53.413.264.01-2

**DYNAMIC SCREWS**

| DYNAMIC SCREW   | HIGH DYNAMIC SCREW | DYNAMIC SCREWDRIVER | SCREWDRIVER LENGTH (mm) |
|-----------------|--------------------|---------------------|-------------------------|
| 41.314.044.02-2 | -                  | 43.618.201.01-2     | 18                      |
|                 |                    | 43.624.201.01-2     | 24                      |
|                 |                    | 43.632.201.01-2     | 32                      |

**STRAIGHT SCREWS**

| STRAIGHT SCREW | SCREWDRIVER |
|----------------|-------------|
| -              | -           |

**ANALOG**

**LAB SCANBODY**

|   |   |
|---|---|
| - | - |
|---|---|

**LIBRARY OPTIONS:** GH = Gingival Height CH = Cement Height IG = Adaptor 3mm  $\alpha_s$  = Standard maximum angulation  $\alpha_c$  = Captive maximum angulation  $\alpha_{di}$  = Direct to implant maximum angulation R = Rotational / Non-Engaging NR = Non Rotational / Engaging

STANDARD DYNAMIC TIBASE

|    | GINGIVAL HEIGHT<br>1.5 mm | $\alpha_s$ | $\alpha_c$ | GINGIVAL HEIGHT<br>2 mm | $\alpha_s$ | $\alpha_c$ | GINGIVAL HEIGHT<br>mm | $\alpha_s$ | $\alpha_c$ | GINGIVAL HEIGHT<br>mm | $\alpha_s$ | $\alpha_c$ | GINGIVAL HEIGHT<br>mm | $\alpha_s$ | $\alpha_c$ |
|----|---------------------------|------------|------------|-------------------------|------------|------------|-----------------------|------------|------------|-----------------------|------------|------------|-----------------------|------------|------------|
| R  | 31.322.265.03-2           | 35°        | -          | 31.322.265.04-2         | 25°        | -          | -                     | -          | -          | -                     | -          | -          | -                     | -          | -          |
| NR | 31.312.265.03-2           |            |            | 31.312.265.04-2         |            |            | -                     |            |            | -                     |            |            | -                     |            |            |

DYNAMIC 3TIBASE

|    | GINGIVAL HEIGHT<br>mm | $\alpha_s$<br>CH+5mm | $\alpha_s$<br>CH+7mm | $\alpha_s$<br>CH+9mm |
|----|-----------------------|----------------------|----------------------|----------------------|
| R  | -                     | -                    | -                    | -                    |
| NR | -                     |                      |                      |                      |

DYNAMIC SCANBODY (LAB/CLIN)

DIGITAL ANALOG

| SCANBODY | HEIGHT mm | ADAPTOR | SCREWDRIVER ADAPTOR | DIGITAL ANALOG |
|----------|-----------|---------|---------------------|----------------|
| -        | -         | -       | -                   | -              |
| -        | -         |         |                     |                |
| -        | -         |         |                     |                |

DYNAMIC MILLING TOOL

| DYNAMIC MILLING TOOL | SHANK | $\alpha_{di}$ |
|----------------------|-------|---------------|
| -                    | -     | -             |
| -                    | -     |               |
| -                    | -     |               |

DYNAMIC SCREWS

| DYNAMIC SCREW   | HIGH DYNAMIC SCREW | DYNAMIC SCREWDRIVER | SCREWDRIVER LENGTH (mm) |
|-----------------|--------------------|---------------------|-------------------------|
| 41.318.079.01-2 | -                  | 43.618.201.01-2     | 18                      |
|                 |                    | 43.624.201.01-2     | 24                      |
|                 |                    | 43.632.201.01-2     | 32                      |

STRAIGHT SCREWS

| STRAIGHT SCREW | SCREWDRIVER |
|----------------|-------------|
| -              | -           |

ANALOG

LAB SCANBODY

|   |                 |
|---|-----------------|
| - | 30.412.001.01-2 |
|---|-----------------|

LIBRARY OPTIONS: GH = Gingival Height CH = Cement Height IG = Adaptor 3mm  $\alpha_s$  = Standard maximum angulation  $\alpha_c$  = Captive maximum angulation  $\alpha_{di}$  = Direct to implant maximum angulation R = Rotational / Non-Engaging NR = Non Rotational / Engaging

STANDARD DYNAMIC TIBASE

|    | GINGIVAL HEIGHT | $\alpha_s$ | $\alpha_c$ | GINGIVAL HEIGHT | $\alpha_s$ | $\alpha_c$ | GINGIVAL HEIGHT | $\alpha_s$ | $\alpha_c$ | GINGIVAL HEIGHT | $\alpha_s$ | $\alpha_c$ | GINGIVAL HEIGHT | $\alpha_s$ | $\alpha_c$ |
|----|-----------------|------------|------------|-----------------|------------|------------|-----------------|------------|------------|-----------------|------------|------------|-----------------|------------|------------|
|    | 0.5 mm          |            |            | mm              |            |            | mm              |            |            | mm              |            |            | mm              |            |            |
| R  | 31.320.266.01-2 | 35°        | -          | -               | -          | -          | -               | -          | -          | -               | -          | -          | -               | -          | -          |
| NR | 31.310.266.01-2 |            | -          | -               | -          | -          | -               | -          | -          | -               | -          | -          | -               | -          | -          |

DYNAMIC 3TIBASE

|    | GINGIVAL HEIGHT | $\alpha_s$ | $\alpha_s$ | $\alpha_s$ |
|----|-----------------|------------|------------|------------|
|    | mm              | CH+5mm     | CH+7mm     | CH+9mm     |
| R  | -               | -          | -          | -          |
| NR | -               | -          | -          | -          |

DYNAMIC SCANBODY (LAB/CLIN)

DIGITAL ANALOG

| SCANBODY | HEIGHT mm | ADAPTOR | SCREWDRIVER ADAPTOR | DIGITAL ANALOG |
|----------|-----------|---------|---------------------|----------------|
| -        | -         | -       | -                   | -              |
| -        | -         |         |                     |                |
| -        | -         |         |                     |                |

DYNAMIC MILLING TOOL

| DYNAMIC MILLING TOOL | SHANK | $\alpha_{di}$ |
|----------------------|-------|---------------|
| -                    | -     | -             |
| -                    | -     | -             |
| -                    | -     | -             |

DYNAMIC SCREWS

STRAIGHT SCREWS

| DYNAMIC SCREW   | HIGH DYNAMIC SCREW | DYNAMIC SCREWDRIVER | SCREWDRIVER LENGTH (mm) |
|-----------------|--------------------|---------------------|-------------------------|
| 41.320.068.01-2 | -                  | 43.618.201.01-2     | 18                      |
|                 |                    | 43.624.201.01-2     | 24                      |
|                 |                    | 43.632.201.01-2     | 32                      |

| STRAIGHT SCREW | SCREWDRIVER |
|----------------|-------------|
| -              | -           |

| ANALOG | LAB SCANBODY    |
|--------|-----------------|
| -      | 30.410.006.01-2 |

LIBRARY OPTIONS: GH = Gingival Height CH = Cement Height IG = Adaptor 3mm  $\alpha_s$  = Standard maximum angulation  $\alpha_c$  = Captive maximum angulation  $\alpha_{di}$  = Direct to implant maximum angulation R = Rotational / Non-Engaging NR = Non Rotational / Engaging

**STANDARD DYNAMIC TIBASE**

|    | GINGIVAL HEIGHT | $\alpha_s$ | $\alpha_c$ | GINGIVAL HEIGHT | $\alpha_s$ | $\alpha_c$ | GINGIVAL HEIGHT | $\alpha_s$ | $\alpha_c$ | GINGIVAL HEIGHT | $\alpha_s$ | $\alpha_c$ | GINGIVAL HEIGHT | $\alpha_s$ | $\alpha_c$ |
|----|-----------------|------------|------------|-----------------|------------|------------|-----------------|------------|------------|-----------------|------------|------------|-----------------|------------|------------|
|    | 0.5 mm          |            |            | mm              |            |            | mm              |            |            | mm              |            |            | mm              |            |            |
| R  | 31.322.267.01-2 | 40°        | -          | -               | -          | -          | -               | -          | -          | -               | -          | -          | -               | -          | -          |
| NR | 31.312.267.01-2 |            |            | -               | -          | -          | -               | -          | -          | -               | -          | -          | -               | -          | -          |

**DYNAMIC 3TIBASE**

|   | GINGIVAL HEIGHT | $\alpha_s$ | $\alpha_s$ | $\alpha_s$ |
|---|-----------------|------------|------------|------------|
|   |                 | CH+ 5mm    | CH+ 7mm    | CH+ 9mm    |
| - | -               | -          | -          | -          |
| - | -               |            |            |            |

**DYNAMIC SCANBODY (LAB/CLIN)**

**DIGITAL ANALOG**

| SCANBODY | HEIGHT mm | ADAPTOR | SCREWDRIVER ADAPTOR | DIGITAL ANALOG |
|----------|-----------|---------|---------------------|----------------|
| -        | -         | -       | -                   | -              |
| -        | -         |         |                     |                |
| -        | -         |         |                     |                |

**DYNAMIC MILLING TOOL**

| DYNAMIC MILLING TOOL | SHANK | $\alpha_{di}$ |
|----------------------|-------|---------------|
| -                    | -     | -             |
| -                    | -     |               |
| -                    | -     |               |

**DYNAMIC SCREWS**

| DYNAMIC SCREW   | HIGH DYNAMIC SCREW | DYNAMIC SCREWDRIVER | SCREWDRIVER LENGTH (mm) |
|-----------------|--------------------|---------------------|-------------------------|
| 41.320.068.01-2 | -                  | 43.618.201.01-2     | 18                      |
|                 |                    | 43.624.201.01-2     | 24                      |
|                 |                    | 43.632.201.01-2     | 32                      |

**STRAIGHT SCREWS**

| STRAIGHT SCREW  | SCREWDRIVER TORX T6 |
|-----------------|---------------------|
| 40.320.007.02-2 | 43.601.107.01-2     |

**ANALOG**

**LAB SCANBODY**

|   |                 |
|---|-----------------|
| - | 30.412.001.01-2 |
|---|-----------------|

**LIBRARY OPTIONS:** GH = Gingival Height CH = Cement Height IG = Adaptor 3mm  $\alpha_s$  = Standard maximum angulation  $\alpha_c$  = Captive maximum angulation  $\alpha_{di}$  = Direct to implant maximum angulation R = Rotational / Non-Engaging NR = Non Rotational / Engaging

STANDARD DYNAMIC TIBASE

|    | GINGIVAL HEIGHT | $\alpha_s$ | $\alpha_c$ | GINGIVAL HEIGHT | $\alpha_s$ | $\alpha_c$ | GINGIVAL HEIGHT | $\alpha_s$ | $\alpha_c$ | GINGIVAL HEIGHT | $\alpha_s$ | $\alpha_c$ | GINGIVAL HEIGHT | $\alpha_s$ | $\alpha_c$ |
|----|-----------------|------------|------------|-----------------|------------|------------|-----------------|------------|------------|-----------------|------------|------------|-----------------|------------|------------|
|    | 0.5 mm          |            |            | mm              |            |            | mm              |            |            | mm              |            |            | mm              |            |            |
| R  | 31.320.268.01-2 | 45°        | -          | -               | -          | -          | -               | -          | -          | -               | -          | -          | -               | -          | -          |
| NR | 31.310.268.01-2 |            |            | -               | -          | -          | -               | -          | -          | -               | -          | -          | -               | -          | -          |

DYNAMIC 3TIBASE

|    | GINGIVAL HEIGHT | $\alpha_s$ | $\alpha_s$ | $\alpha_s$ |
|----|-----------------|------------|------------|------------|
|    | mm              | CH+5mm     | CH+7mm     | CH+9mm     |
| R  | -               | -          | -          | -          |
| NR | -               |            |            |            |

DYNAMIC SCANBODY (LAB/CLIN)

DIGITAL ANALOG

| SCANBODY | HEIGHT mm | ADAPTOR | SCREWDRIVER ADAPTOR | DIGITAL ANALOG |
|----------|-----------|---------|---------------------|----------------|
| -        | -         | -       | -                   | -              |
| -        | -         |         |                     |                |
| -        | -         |         |                     |                |

DYNAMIC MILLING TOOL

| DYNAMIC MILLING TOOL | SHANK | $\alpha_{di}$ |
|----------------------|-------|---------------|
| -                    | -     | -             |
| -                    | -     |               |
| -                    | -     |               |

DYNAMIC SCREWS

STRAIGHT SCREWS


| DYNAMIC SCREW   | HIGH DYNAMIC SCREW | DYNAMIC SCREWDRIVER | SCREWDRIVER LENGTH (mm) |
|-----------------|--------------------|---------------------|-------------------------|
| 41.320.068.01-2 | -                  | 43.618.201.01-2     | 18                      |
|                 |                    | 43.624.201.01-2     | 24                      |
|                 |                    | 43.632.201.01-2     | 32                      |

| STRAIGHT SCREW | SCREWDRIVER |
|----------------|-------------|
| -              | -           |

| ANALOG | LAB SCANBODY    |
|--------|-----------------|
| -      | 30.413.002.01-2 |

LIBRARY OPTIONS: GH = Gingival Height CH = Cement Height IG = Adaptor 3mm  $\alpha_s$  = Standard maximum angulation  $\alpha_c$  = Captive maximum angulation  $\alpha_{di}$  = Direct to implant maximum angulation R = Rotational / Non-Engaging NR = Non Rotational / Engaging





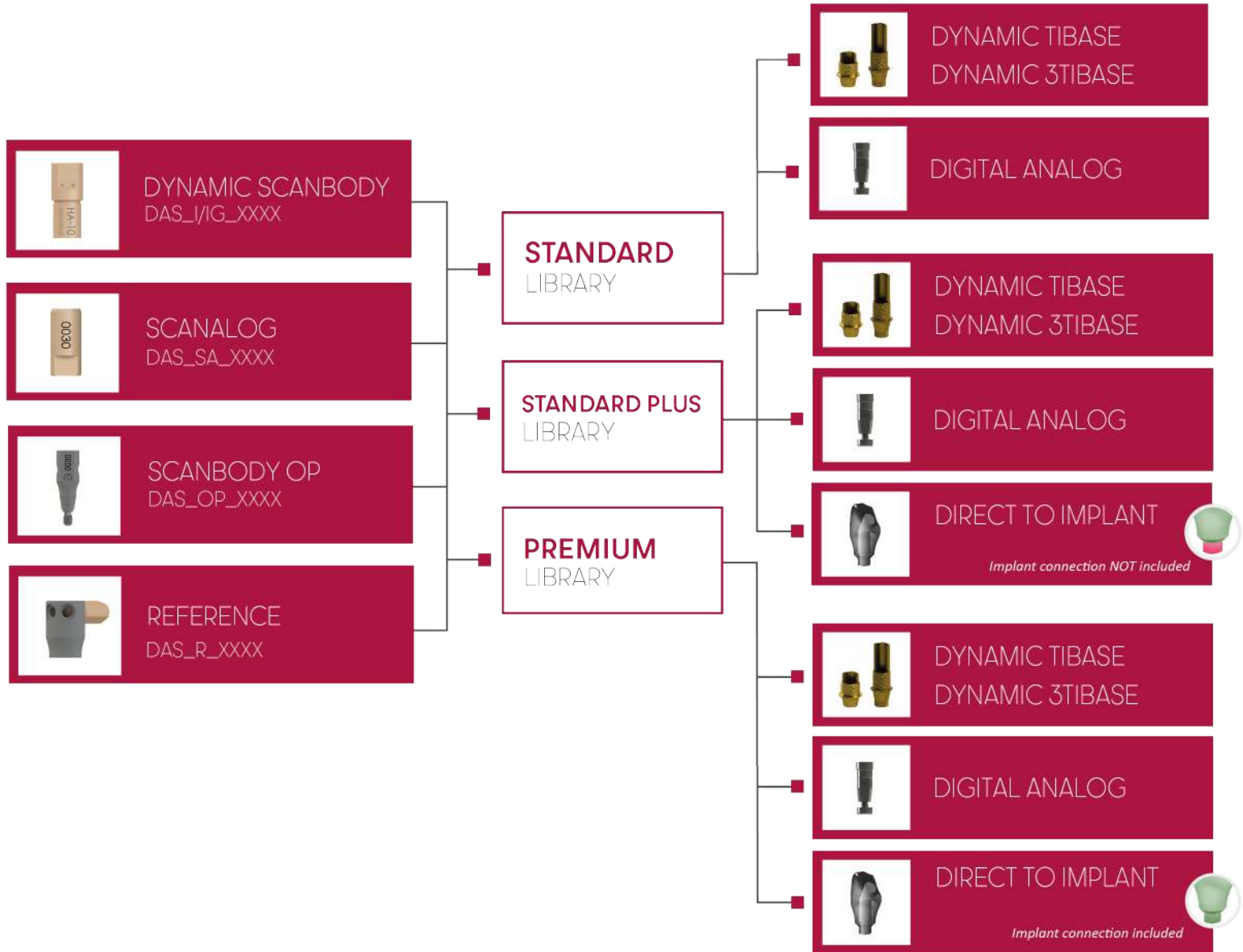
This printed version is probably  
outdated and may not include all  
products or compatibilities.

**Access and download the latest  
version of this catalogue**

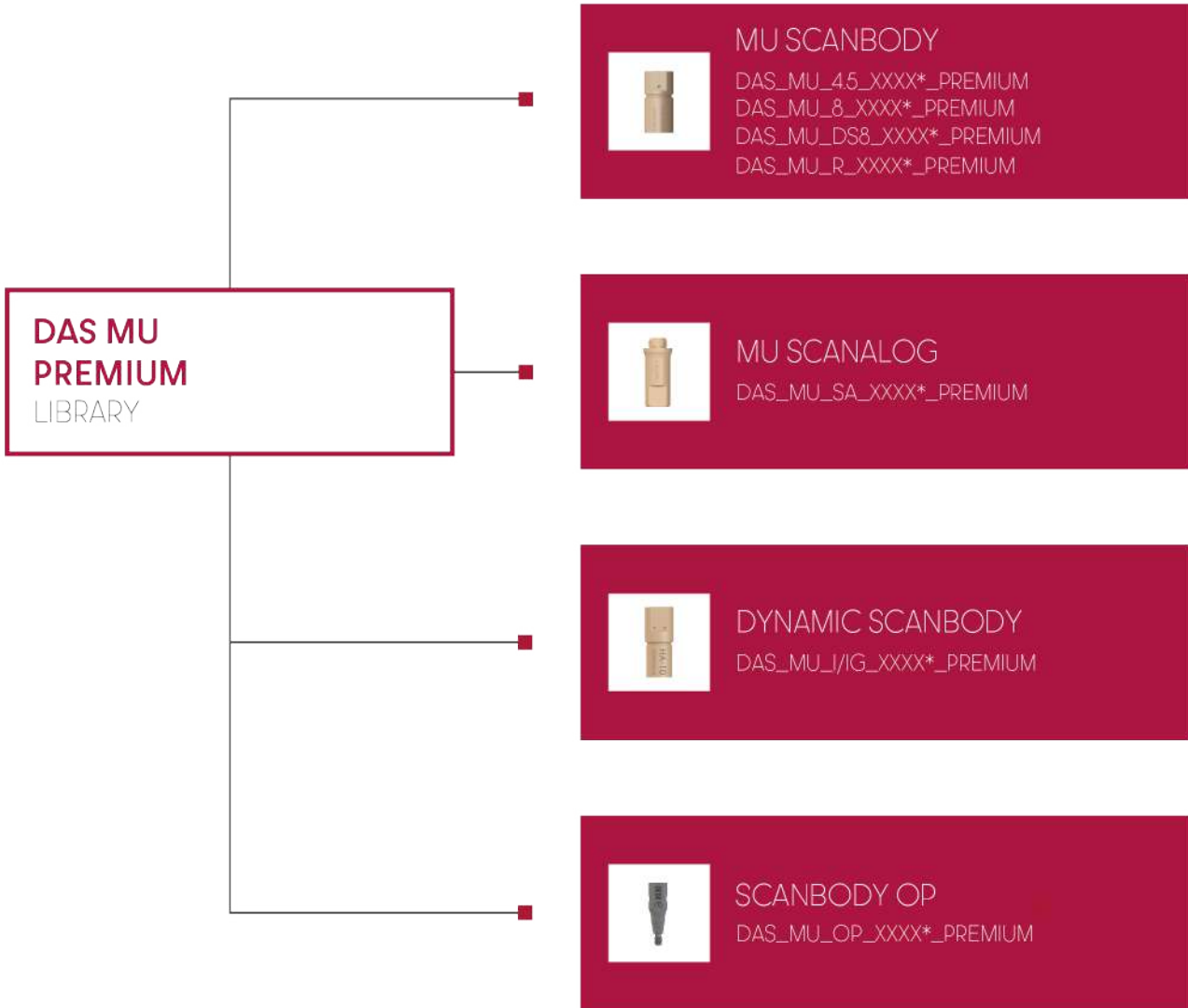
[www.dynamicabutment.com](http://www.dynamicabutment.com)

# DAS LIBRARIES



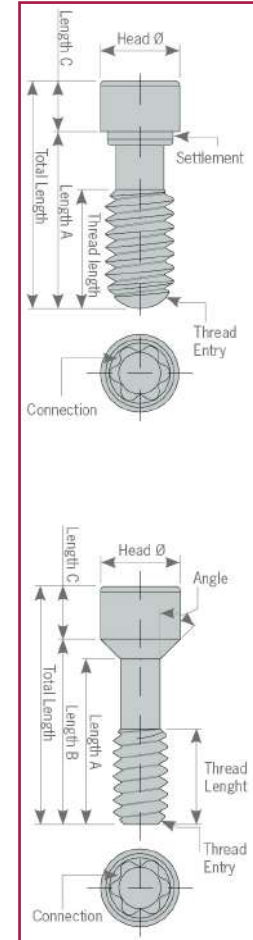


# MULTI-UNIT DAS LIBRARIES



# DYNAMIC SCREWS TECHNICAL SPECIFICATIONS

| REFERENCE      | METRIC | TORQUE  | TOTAL LENGTH | THREAD LENGTH | A LENGTH | B LENGTH | C LENGTH | HEAD DIAMETER | SEAT     | ANGLE | THREAD ENTRY | CONNECTION          |
|----------------|--------|---------|--------------|---------------|----------|----------|----------|---------------|----------|-------|--------------|---------------------|
| 41314.039.01-2 | 1.4    | 15 N·cm | 3.9          | 1.8           | 2.1      | -        | 1.8      | 2.4           | straight | -     | 45° Chamfer  | HEXALOBULAR<br>1.70 |
| 41314.040.01-2 | 1.4    | 15 N·cm | 4            | 1.85          | 2        | 2.76     | 1.24     | 2.3           | conical  | 31°   | 45° Chamfer  |                     |
| 41314.040.02-2 | 1.4    | 15 N·cm | 4            | 1.7           | 2.25     | 2.7      | 1.3      | 2.3           | conical  | 45°   | 45° Chamfer  |                     |
| 41314.043.01-2 | 1.4    | 15 N·cm | 4.3          | 1.8           | 2.03     | 2.9      | 1.4      | 2.3           | conical  | 35°   | 45° Chamfer  |                     |
| 41314.044.01-2 | 1.4    | 15 N·cm | 4.4          | 2.15          | 2.73     | 3        | 1.4      | 2.3           | conical  | 60°   | 45° Chamfer  |                     |
| 41314.044.02-2 | 1.4    | 15 N·cm | 4.4          | 2             | 2.6      | -        | 1.8      | 2.3           | straight | -     | 45° Chamfer  |                     |
| 41314.045.01-2 | 1.4    | 15 N·cm | 4.5          | 2.3           | 2.5      | 3.25     | 1.25     | 2.3           | conical  | 31°   | 45° Chamfer  |                     |
| 41314.046.01-2 | 1.4    | 15 N·cm | 4.6          | 2.5           | 2.5      | 3.17     | 1.43     | 2.3           | conical  | 35°   | 45° Chamfer  |                     |
| 41314.048.01-2 | 1.4    | 20 N·cm | 4.8          | 2.3           | 3        | -        | 1.8      | 2.6           | straight | -     | 45° Chamfer  |                     |
| 41314.050.01-2 | 1.4    | 15 N·cm | 5            | 2.3           | 3.2      | -        | 1.8      | 2.6           | straight | -     | 45° Chamfer  |                     |
| 41314.052.01-2 | 1.4    | 15 N·cm | 5.2          | 2.9           | 1.8      | -        | 3.4      | 2.3           | straight | -     | 45° Chamfer  |                     |
| 41314.064.01-2 | 1.4    | 15 N·cm | 6.4          | 2.2           | 4.21     | 5.15     | 1.25     | 2.3           | conical  | 25°   | 45° Chamfer  |                     |
| 41314.064.02-2 | 1.4    | 15 N·cm | 6.4          | 2.2           | 4.65     | -        | 1.75     | 2.3           | straight | -     | 45° Chamfer  |                     |
| 41314.064.03-2 | 1.4    | 15 N·cm | 6.4          | 2.15          | 4.6      | 5.31     | 1.1      | 2.3           | conical  | 25°   | 45° Chamfer  |                     |
| 41314.067.01-2 | 1.4    | 15 N·cm | 6.7          | 2.31          | 5        | 5.45     | 1.25     | 2.3           | conical  | 45°   | 45° Chamfer  |                     |
| 41314.067.02-2 | 1.4    | 15 N·cm | 6.7          | 2.5           | 4.71     | 5.5      | 1.2      | 2.3           | conical  | 35°   | 45° Chamfer  |                     |
| 41314.070.01-2 | 1.4    | 15 N·cm | 7            | 2.3           | 5.39     | 5.65     | 1.35     | 2.3           | conical  | 60°   | 45° Chamfer  |                     |
| 41314.074.01-2 | 1.4    | 15 N·cm | 7.4          | 3.55          | 5        | 5.99     | 1.41     | 2.3           | conical  | 25°   | 45° Chamfer  |                     |
| 41314.080.01-2 | 1.4    | 15 N·cm | 8            | 2.1           | 4.96     | 6.8      | 1.2      | 2.3           | conical  | 15°   | 45° Chamfer  |                     |
| 41314.084.01-2 | 1.4    | 15 N·cm | 8.4          | 2.5           | 5.92     | 6.85     | 1.55     | 2.3           | conical  | 35°   | 45° Chamfer  |                     |
| 41314.105.01-2 | 1.4    | 15 N·cm | 10.5         | 2.31          | 5        | 5.45     | 5.05     | 2.3           | conical  | 45°   | 45° Chamfer  |                     |
| 41314.108.01-2 | 1.4    | 15 N·cm | 10.8         | 2.3           | 5.39     | 5.65     | 5.15     | 2.3           | conical  | 60°   | 45° Chamfer  |                     |
| 41314.120.01-2 | 1.4    | 15 N·cm | 12           | 3.55          | 5        | 6        | 6        | 2.3           | conical  | 25°   | 45° Chamfer  |                     |
| 41315.045.01-2 | No-80  | 15 N·cm | 4.5          | 2.4           | 2.9      | -        | 1.6      | 2.4           | straight | -     | 45° Chamfer  |                     |
| 41315.078.01-2 | No-80  | 15 N·cm | 7.8          | 2.45          | 5.77     | 6        | 1.8      | 2.3           | conical  | 65°   | 45° Chamfer  |                     |
| 41316.040.01-2 | 1.6    | 20 N·cm | 4            | 2.07          | 2.3      | 2.47     | 1.53     | 2.3           | conical  | 60°   | 45° Chamfer  |                     |
| 41316.044.01-2 | 1.6    | 20 N·cm | 4.4          | 2.5           | 2.9      | -        | 1.5      | 2.3           | straight | -     | Semi-sphere  |                     |

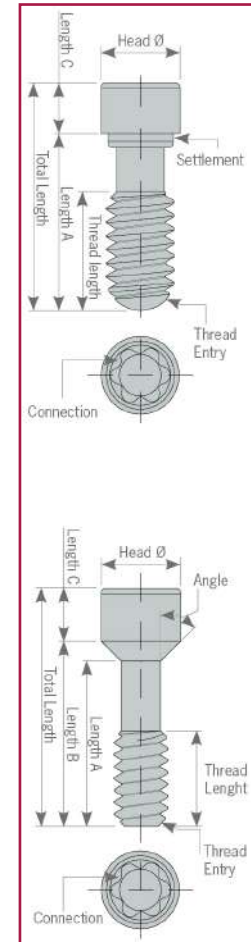


# DYNAMIC SCREWS TECHNICAL SPECIFICATIONS

| REFERENCE       | METRIC | TORQUE  | TOTAL LENGTH | THREAD LENGTH | A LENGTH | B LENGTH | C LENGTH | HEAD DIAMETER | SEAT     | ANGLE | THREAD ENTRY | CONNECTION          |
|-----------------|--------|---------|--------------|---------------|----------|----------|----------|---------------|----------|-------|--------------|---------------------|
| 41.316.048.01-2 | 1.6    | 20 N·cm | 4.8          | 2.6           | 2.93     | 3.5      | 1.3      | 2.3           | conical  | 45°   | 45° Chamfer  | HEXALOBULAR<br>1,70 |
| 41.316.048.02-2 | 1.6    | 20 N·cm | 4.8          | 2.85          | 3        | 3.58     | 1.22     | 2.3           | conical  | 31°   | 45° Chamfer  |                     |
| 41.316.055.01-2 | 1.6    | 20 N·cm | 5.5          | 2.43          | 2.85     | 4.2      | 1.3      | 2.3           | conical  | 23°   | 45° Chamfer  |                     |
| 41.316.059.01-2 | 1.6    | 20 N·cm | 5.9          | 3             | 4.4      | -        | 1.5      | 2.3           | straight | -     | Semi-sphere  |                     |
| 41.316.064.01-2 | 1.6    | 20 N·cm | 6.4          | 3.15          | 4.7      | 5        | 1.4      | 2.3           | conical  | 60°   | 45° Chamfer  |                     |
| 41.316.064.02-2 | 1.6    | 20 N·cm | 6.4          | 1.6           | 4.08     | 5.48     | 0.92     | 2.3           | conical  | 15°   | 45° Chamfer  |                     |
| 41.316.066.01-2 | 1.6    | 20 N·cm | 6.6          | 1.95          | 4.78     | 5.2      | 1.4      | 2.3           | conical  | 45°   | 45° Chamfer  |                     |
| 41.316.068.01-2 | 1.6    | 20 N·cm | 6.8          | 3.5           | 5.3      | -        | 1.5      | 2.3           | straight | -     | Semi-sphere  |                     |
| 41.316.071.01-2 | 1.6    | 20 N·cm | 7.1          | 2.8           | 5.2      | 5.54     | 1.56     | 2.3           | conical  | 60°   | 45° Chamfer  |                     |
| 41.316.072.01-2 | 1.6    | 20 N·cm | 7.2          | 3.5           | 5.2      | 5.82     | 1.38     | 2.3           | conical  | 30°   | 45° Chamfer  |                     |
| 41.316.073.01-2 | 1.6    | 20 N·cm | 7.3          | 2.2           | 4.71     | 5.56     | 1.74     | 2.3           | conical  | 35°   | 45° Chamfer  |                     |
| 41.316.074.01-2 | 1.6    | 20 N·cm | 7.4          | 2.7           | 5.43     | 6        | 1.4      | 2.3           | conical  | 45°   | 45° Chamfer  |                     |
| 41.316.075.01-2 | 1.6    | 20 N·cm | 7.5          | 3             | 5.77     | 6.1      | 1.4      | 2.3           | conical  | 60°   | 45° Chamfer  |                     |
| 41.316.076.01-2 | 1.6    | 20 N·cm | 7.6          | 3.5           | 6.1      | -        | 1.5      | 2.3           | straight | -     | Semi-sphere  |                     |
| 41.316.078.01-2 | 1.6    | 20 N·cm | 7.84         | 2.2           | 5.51     | 7.04     | 0.8      | 2.3           | conical  | 15°   | 45° Chamfer  |                     |
| 41.316.079.01-2 | 1.6    | 20 N·cm | 7.9          | 2.30          | 5.42     | 6.60     | 1.3      | 2.3           | conical  | 20°   | 45° Chamfer  |                     |
| 41.316.079.02-2 | 1.6    | 20 N·cm | 7.9          | 3             | 6.3      | -        | 1.6      | 2.3           | straight | -     | 45° Chamfer  |                     |
| 41.316.080.01-2 | 1.6    | 20 N·cm | 8            | 3             | 6.3      | 6.51     | 1.49     | 2.3           | conical  | 60°   | 45° Chamfer  |                     |
| 41.316.081.01-2 | 1.6    | 20 N·cm | 8.1          | 3             | 6.35     | 6.73     | 1.37     | 2.3           | conical  | 45°   | 45° Chamfer  |                     |
| 41.316.082.01-2 | 1.6    | 20 N·cm | 8.15         | 4             | 5.68     | 5.85     | 2.3      | 2.315         | conical  | 65°   | 45° Chamfer  |                     |
| 41.316.084.01-2 | 1.6    | 20 N·cm | 8.4          | 3.5           | 6.8      | -        | 1.6      | 2.3           | straight | -     | Semi-sphere  |                     |
| 41.316.084.02-2 | 1.6    | 20 N·cm | 8.4          | 2.7           | 5.85     | 6.85     | 1.55     | 2.3           | conical  | 30°   | 45° Chamfer  |                     |
| 41.316.086.01-2 | 1.6    | 20 N·cm | 8.6          | 3             | 7.2      | -        | 1.4      | 2.3           | straight | -     | 45° Chamfer  |                     |
| 41.316.088.01-2 | 1.6    | 20 N·cm | 8.8          | 2.9           | 7.02     | 7.4      | 1.4      | 2.3           | conical  | 45°   | 45° Chamfer  |                     |
| 41.316.094.01-2 | 1.6    | 20 N·cm | 9.4          | 2.9           | 7.62     | 8        | 1.4      | 2.3           | conical  | 45°   | 45° Chamfer  |                     |
| 41.316.094.02-2 | 1.6    | 20 N·cm | 9.4          | 3.5           | 7.9      | -        | 1.5      | 2.3           | straight | -     | 45° Chamfer  |                     |
| 41.316.108.01-2 | 1.6    | 20 N·cm | 10.8         | 2.2           | 4.72     | 5.56     | 5.24     | 2.3           | conical  | 35°   | 45° Chamfer  |                     |
| 41.316.115.01-2 | 1.6    | 20 N·cm | 11.5         | 3.5           | 5.2      | 5.82     | 5.68     | 2.3           | conical  | 30°   | 45° Chamfer  |                     |
| 41.316.118.01-2 | 1.6    | 20 N·cm | 11.8         | 3.5           | 6.1      | -        | 5.7      | 2.3           | straight | -     | Semi-sphere  |                     |

# DYNAMIC SCREWS TECHNICAL SPECIFICATIONS

| REFERENCE       | METRIC | TORQUE | TOTAL LENGTH | THREAD LENGTH | A LENGTH | B LENGTH | C LENGTH | HEAD DIAMETER | SEAT     | ANGLE | THREAD ENTRY | CONNECTION         |
|-----------------|--------|--------|--------------|---------------|----------|----------|----------|---------------|----------|-------|--------------|--------------------|
| 41.316.048.01-2 | 1.6    | 20 Ncm | 4.8          | 2.6           | 2.93     | 3.5      | 1.3      | 2.3           | conical  | 45°   | 45° Chamfer  | HEXALOBULAR<br>170 |
| 41.316.048.02-2 | 1.6    | 20 Ncm | 4.8          | 2.85          | 3        | 3.58     | 1.22     | 2.3           | conical  | 31°   | 45° Chamfer  |                    |
| 41.316.055.01-2 | 1.6    | 20 Ncm | 5.5          | 2.43          | 2.85     | 4.2      | 1.3      | 2.3           | conical  | 23°   | 45° Chamfer  |                    |
| 41.316.059.01-2 | 1.6    | 20 Ncm | 5.9          | 3             | 4.4      | -        | 1.5      | 2.3           | straight | -     | Semi-sphere  |                    |
| 41.316.064.01-2 | 1.6    | 20 Ncm | 6.4          | 3.15          | 4.7      | 5        | 1.4      | 2.3           | conical  | 60°   | 45° Chamfer  |                    |
| 41.316.064.02-2 | 1.6    | 20 Ncm | 6.4          | 1.6           | 4.08     | 5.48     | 0.92     | 2.3           | conical  | 15°   | 45° Chamfer  |                    |
| 41.316.066.01-2 | 1.6    | 20 Ncm | 6.6          | 1.95          | 4.78     | 5.2      | 1.4      | 2.3           | conical  | 45°   | 45° Chamfer  |                    |
| 41.316.068.01-2 | 1.6    | 20 Ncm | 6.8          | 3.5           | 5.3      | -        | 1.5      | 2.3           | straight | -     | Semi-sphere  |                    |
| 41.316.071.01-2 | 1.6    | 20 Ncm | 7.1          | 2.8           | 5.2      | 5.54     | 1.56     | 2.3           | conical  | 60°   | 45° Chamfer  |                    |
| 41.316.072.01-2 | 1.6    | 20 Ncm | 7.2          | 3.5           | 5.2      | 5.82     | 1.38     | 2.3           | conical  | 30°   | 45° Chamfer  |                    |
| 41.316.073.01-2 | 1.6    | 20 Ncm | 7.3          | 2.2           | 4.71     | 5.56     | 1.74     | 2.3           | conical  | 35°   | 45° Chamfer  |                    |
| 41.316.074.01-2 | 1.6    | 20 Ncm | 7.4          | 2.7           | 5.43     | 6        | 1.4      | 2.3           | conical  | 45°   | 45° Chamfer  |                    |
| 41.316.075.01-2 | 1.6    | 20 Ncm | 7.5          | 3             | 5.77     | 6.1      | 1.4      | 2.3           | conical  | 60°   | 45° Chamfer  |                    |
| 41.316.076.01-2 | 1.6    | 20 Ncm | 7.6          | 3.5           | 6.1      | -        | 1.5      | 2.3           | straight | -     | Semi-sphere  |                    |
| 41.316.078.01-2 | 1.6    | 20 Ncm | 7.84         | 2.2           | 5.51     | 7.04     | 0.8      | 2.3           | conical  | 15°   | 45° Chamfer  |                    |
| 41.316.079.01-2 | 1.6    | 20 Ncm | 7.9          | 2.30          | 5.42     | 6.60     | 1.3      | 2.3           | conical  | 20°   | 45° Chamfer  |                    |
| 41.316.079.02-2 | 1.6    | 20 Ncm | 7.9          | 3             | 6.3      | -        | 1.6      | 2.3           | straight | -     | 45° Chamfer  |                    |
| 41.316.080.01-2 | 1.6    | 20 Ncm | 8            | 3             | 6.3      | 6.51     | 1.49     | 2.3           | conical  | 60°   | 45° Chamfer  |                    |
| 41.316.081.01-2 | 1.6    | 20 Ncm | 8.1          | 3             | 6.35     | 6.73     | 1.37     | 2.3           | conical  | 45°   | 45° Chamfer  |                    |
| 41.316.082.01-2 | 1.6    | 20 Ncm | 8.15         | 4             | 5.68     | 5.85     | 2.3      | 2.315         | conical  | 65°   | 45° Chamfer  |                    |
| 41.316.084.01-2 | 1.6    | 20 Ncm | 8.4          | 3.5           | 6.8      | -        | 1.6      | 2.3           | straight | -     | Semi-sphere  |                    |
| 41.316.084.02-2 | 1.6    | 20 Ncm | 8.4          | 2.7           | 5.85     | 6.85     | 1.55     | 2.3           | conical  | 30°   | 45° Chamfer  |                    |
| 41.316.086.01-2 | 1.6    | 20 Ncm | 8.6          | 3             | 7.2      | -        | 1.4      | 2.3           | straight | -     | 45° Chamfer  |                    |
| 41.316.088.01-2 | 1.6    | 20 Ncm | 8.8          | 2.9           | 7.02     | 7.4      | 1.4      | 2.3           | conical  | 45°   | 45° Chamfer  |                    |
| 41.316.094.01-2 | 1.6    | 20 Ncm | 9.4          | 2.9           | 7.62     | 8        | 1.4      | 2.3           | conical  | 45°   | 45° Chamfer  |                    |
| 41.316.094.02-2 | 1.6    | 20 Ncm | 9.4          | 3.5           | 7.9      | -        | 1.5      | 2.3           | straight | -     | 45° Chamfer  |                    |



# DYNAMIC SCREWS TECHNICAL SPECIFICATIONS

| REFERENCE       | METRIC | TORQUE  | TOTAL LENGTH | THREAD LENGTH | A LENGTH | B LENGTH | C LENGTH | HEAD DIAMETER | SEAT     | ANGLE | THREAD ENTRY | CONNECTION          |
|-----------------|--------|---------|--------------|---------------|----------|----------|----------|---------------|----------|-------|--------------|---------------------|
| 41.316.108.01-2 | 1.6    | 20 N·cm | 10.8         | 2.2           | 4.72     | 5.56     | 5.24     | 2.3           | conical  | 35°   | 45° Chamfer  | HEXALOBULAR<br>1.70 |
| 41.316.115.01-2 | 1.6    | 20 N·cm | 11.5         | 3.5           | 5.2      | 5.82     | 5.68     | 2.3           | conical  | 30°   | 45° Chamfer  |                     |
| 41.316.118.01-2 | 1.6    | 20 N·cm | 11.8         | 3.5           | 6.1      | -        | 5.7      | 2.3           | straight | -     | Semi-sphere  |                     |
| 41.316.124.01-2 | 1.6    | 20 N·cm | 12.4         | 2.2           | 5.55     | 7.05     | 5.35     | 2.3           | conical  | 15°   | 45° Chamfer  |                     |
| 41.316.132.01-2 | 1.6    | 20 N·cm | 13.2         | 2.9           | 7.63     | 8        | 5.2      | 2.3           | conical  | 45°   | 45° Chamfer  |                     |
| 41.317.040.01-2 | N1-72  | 25 N·cm | 4            | 2.1           | 2.5      | -        | 1.5      | 2.3           | straight | -     | 45° Chamfer  |                     |
| 41.317.041.01-2 | N1-72  | 25N·cm  | 4.1          | 1.9           | 2.3      | 2.47     | 1.63     | 2.3           | conical  | 55°   | 45° Chamfer  |                     |
| 41.317.064.01-2 | N1-72  | 25N·cm  | 6.4          | 2.6           | 4.9      | -        | 1.5      | 2.3           | straight | -     | 45° Chamfer  |                     |
| 41.317.065.01-2 | N1-72  | 25 N·cm | 6.5          | 2.4           | 4.7      | 5.18     | 1.33     | 2.3           | conical  | 45°   | 45° Chamfer  |                     |
| 41.317.070.01-2 | N1-72  | 25 N·cm | 7            | 2.2           | 4.96     | 5.8      | 1.2      | 2.3           | conical  | 30°   | 45° Chamfer  |                     |
| 41.317.071.01-2 | N1-72  | 25 N·cm | 7.1          | 2.6           | 5.54     | 5.65     | 1.45     | 2.3           | conical  | 70°   | 45° Chamfer  |                     |
| 41.317.071.02-2 | N1-72  | 25N·cm  | 7.1          | 2.6           | 5.6      | -        | 1.5      | 2.3           | straight | -     | 45° Chamfer  |                     |
| 41.317.073.01-2 | N1-72  | 25 N·cm | 7.3          | 2.5           | 5.5      | 5.77     | 1.53     | 2.3           | conical  | 60°   | 45° Chamfer  |                     |
| 41.317.080.01-2 | N1-72  | 25N·cm  | 8            | 4.3           | 6.07     | 6.4      | 1.6      | 2.3           | conical  | 65°   | 45° Chamfer  |                     |
| 41.317.106.01-2 | N1-72  | 25 N·cm | 10.6         | 2.8           | 5.54     | 5.65     | 4.95     | 2.3           | conical  | 70°   | Semi-sphere  |                     |
| 41.318.035.01-2 | 1.8    | 25N·cm  | 3.5          | 1.9           | 1.96     | 2.1      | 1.4      | 2.3           | conical  | 60°   | 45° Chamfer  |                     |
| 41.318.043.01-2 | 1.8    | 25 N·cm | 4.3          | 2             | 2.52     | 2.7      | 1.6      | 2.3           | conical  | 55°   | 45° Chamfer  |                     |
| 41.318.044.01-2 | 1.8    | 25 N·cm | 4.4          | 2.75          | 3        | -        | 1.4      | 2.3           | straight | -     | Semi-sphere  |                     |
| 41.318.045.01-2 | 1.8    | 25 N·cm | 4.5          | 2.3           | 2.81     | 2.9      | 1.6      | 2.3           | conical  | 70°   | 45° Chamfer  |                     |
| 41.318.048.01-2 | 1.8    | 25N·cm  | 4.8          | 2.8           | 3.22     | 3.65     | 1.15     | 2.3           | conical  | 31°   | Semi-sphere  |                     |
| 41.318.050.01-2 | 1.8    | 25N·cm  | 5            | 3             | 3.51     | 3.5      | 1.5      | 2.3           | conical  | 70°   | 45° Chamfer  |                     |
| 41.318.051.01-2 | 1.8    | 25 N·cm | 5.1          | 2.7           | 3.55     | 3.7      | 1.4      | 2.3           | conical  | 60°   | 45° Chamfer  |                     |
| 41.318.051.02-2 | 1.8    | 25 N·cm | 5.1          | 2.7           | 3.38     | 3.65     | 1.45     | 2.3           | conical  | 45°   | 45° Chamfer  |                     |
| 41.318.052.01-2 | 1.8    | 25 N·cm | 5.2          | 2.9           | 3.66     | 3.8      | 1.4      | 2.3           | conical  | 60°   | 45° Chamfer  |                     |
| 41.318.055.01-2 | 1.8    | 25 N·cm | 5.5          | 3.3           | 3.75     | 3.9      | 1.6      | 2.6           | conical  | 70°   | 45° Chamfer  |                     |
| 41.318.064.01-2 | 1.8    | 25 N·cm | 6.4          | 3.45          | 4.7      | 5.1      | 1.3      | 2.3           | conical  | 35°   | 45° Chamfer  |                     |
| 41.318.065.01-2 | 1.8    | 25 N·cm | 6.5          | 2.83          | 5        | -        | 1.5      | 2.3           | straight | -     | Semi-sphere  |                     |
| 41.318.066.01-2 | 1.8    | 25N·cm  | 6.6          | 3.58          | 5.05     | 5.2      | 1.4      | 2.3           | conical  | 60°   | 45° Chamfer  |                     |
| 41.318.067.01-2 | 1.8    | 25 N·cm | 6.7          | 2.35          | 4.93     | 5.4      | 1.3      | 2.3           | conical  | 45°   | 45° Chamfer  |                     |



# DYNAMIC SCREWS TECHNICAL SPECIFICATIONS

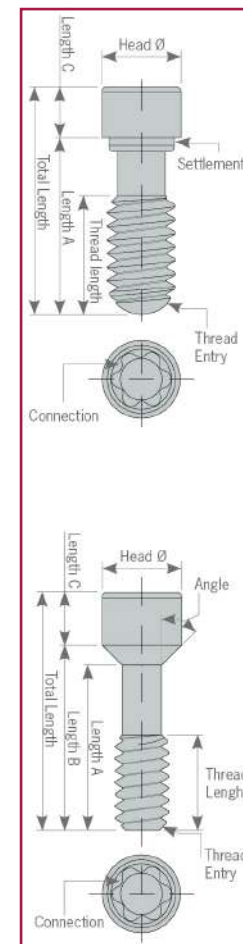
| REFERENCE       | METRIC | TORQUE | TOTAL LENGTH | THREAD LENGTH | A LENGTH | B LENGTH | C LENGTH | HEAD DIAMETER | SEAT     | ANGLE | THREAD ENTRY | CONNECTION          |
|-----------------|--------|--------|--------------|---------------|----------|----------|----------|---------------|----------|-------|--------------|---------------------|
| 41.318.069.01-2 | 1.8    | 25Ncm  | 6.9          | 3.5           | 5.4      | -        | 1.5      | 2.3           | straight | -     | 45° Chamfer  | HEXALOBULAR<br>1.70 |
| 41.318.070.01-2 | 1.8    | 25Ncm  | 7            | 3.4           | 5.303    | 5.7      | 1.3      | 2.3           | conical  | -     | 45° Chamfer  |                     |
| 41.318.071.01-2 | 1.8    | 25 Ncm | 7.1          | 2.6           | 5.54     | 5.65     | 1.45     | 2.3           | conical  | 70°   | 45° Chamfer  |                     |
| 41.318.074.01-2 | 1.8    | 25 Ncm | 7.4          | 3.8           | 5.8      | 6.04     | 1.36     | 2.3           | conical  | 50°   | 45° Chamfer  |                     |
| 41.318.075.01-2 | 1.8    | 25 Ncm | 7.5          | 3.3           | 6.1      | -        | 1.4      | 2.3           | straight | -     | Semi-sphere  |                     |
| 41.318.076.01-2 | 1.8    | 25 Ncm | 7.6          | 2.52          | 5.73     | 6.2      | 1.4      | 2.3           | conical  | 45°   | 45° Chamfer  |                     |
| 41.318.077.02-2 | 1.8    | 25 Ncm | 7.7          | 2.2           | 6.08     | 6.35     | 1.35     | 2.3           | conical  | 60°   | 45° Chamfer  |                     |
| 41.318.079.01-2 | 1.8    | 25 Ncm | 7.9          | 4             | 6.34     | 6.5      | 1.4      | 2.3           | conical  | 60°   | 45° Chamfer  |                     |
| 41.318.080.01-2 | 1.8    | 25 Ncm | 8            | 4             | 6.5      | -        | 1.5      | 2.3           | straight | -     | 45° Chamfer  |                     |
| 41.318.083.01-2 | 1.8    | 25 Ncm | 8.3          | 4.25          | 6.79     | 6.95     | 1.35     | 2.3           | conical  | 60°   | 45° Chamfer  |                     |
| 41.318.122.01-2 | 1.8    | 25Ncm  | 12.2         | 3.8           | 5.8      | 6        | 6.2      | 2.3           | conical  | 50°   | 45° Chamfer  |                     |
| 41.320.038.01-2 | 2      | 25Ncm  | 3.81         | 2.35          | 2.35     | 2.42     | 1.39     | 2.35          | conical  | 70°   | 45° Chamfer  |                     |
| 41.320.039.01-2 | 2      | 25Ncm  | 3.9          | 1.9           | 2.41     | 2.5      | 1.4      | 2.3           | conical  | 60°   | 45° Chamfer  |                     |
| 41.320.040.01-2 | 2      | 25Ncm  | 4            | 2.05          | 2.5      | -        | 1.5      | 2.3           | straight | -     | 45° Chamfer  |                     |
| 41.320.044.01-2 | 2      | 25 Ncm | 4.4          | 2.45          | 2.95     | 3.1      | 1.3      | 2.3           | conical  | 45°   | 45° Chamfer  |                     |
| 41.320.047.01-2 | 2      | 25 Ncm | 4.7          | 3             | 3.3      | -        | 1.4      | 2.3           | straight | -     | Semi-sphere  |                     |
| 41.320.048.01-2 | 2      | 25 Ncm | 4.8          | 2.7           | 3.3      | 3.4      | 1.4      | 2.3           | conical  | 60°   | 45° Chamfer  |                     |
| 41.320.049.01-2 | 2      | 25Ncm  | 4.9          | 1.96          | 1.1      | 1.45     | 1.9      | 2.3           | conical  | 45°   | 45° Chamfer  |                     |
| 41.320.050.01-2 | 2      | 25Ncm  | 5            | 2.8           | 3.35     | 3.6      | 1.4      | 2.3           | conical  | 31°   | Semi-sphere  |                     |
| 41.320.050.02-2 | 2      | 25Ncm  | 5            | 3             | 3.5      | -        | 1.5      | 1.5           | straight | -     | 45° Chamfer  |                     |
| 41.320.051.01-2 | 2      | 25 Ncm | 5.1          | 3.1           | 3.6      | -        | 1.5      | 2.3           | straight | -     | Semi-sphere  |                     |
| 41.320.060.01-2 | 2      | 25 Ncm | 6            | 2.7           | 4.5      | -        | 1.5      | 2.3           | straight | -     | Semi-sphere  |                     |
| 41.320.065.01-2 | 2      | 25 Ncm | 6.5          | 2.7           | 5        | -        | 1.5      | 2.3           | straight | -     | 45° Chamfer  |                     |
| 41.320.066.01-2 | 2      | 25Ncm  | 6.6          | 4.2           | 5.11     | 5.2      | 1.4      | 2.3           | conical  | 60°   | 45° Chamfer  |                     |
| 41.320.067.01-2 | 2      | 25 Ncm | 6.7          | 2.3           | 3.59     | 5.7      | 1        | 2.58          | conical  | 15°   | 45° Chamfer  |                     |
| 41.320.068.01-2 | 2      | 25 Ncm | 6.8          | 4.4           | 5.3      | 5.4      | 1.4      | 2.3           | conical  | 60°   | 45° Chamfer  |                     |
| 41.320.070.01-2 | 2      | 25 Ncm | 7            | 3             | 5.6      | -        | 1.4      | 2.3           | straight | -     | Semi-sphere  |                     |
| 41.320.071.01-2 | 2      | 25Ncm  | 7.1          | 4             | 5.11     | 5.55     | 1.55     | 2.3           | conical  | 20°   | 45° Chamfer  |                     |
| 41.320.074.01-2 | 2      | 25 Ncm | 7.4          | 3.3           | 6        | -        | 1.4      | 2.3           | straight | -     | Semi-sphere  |                     |

# DYNAMIC SCREWS TECHNICAL SPECIFICATIONS

| REFERENCE       | METRIC | TORQUE  | TOTAL LENGTH | THREAD LENGTH | A LENGTH | B LENGTH | C LENGTH | HEAD DIAMETER | SEAT     | ANGLE | THREAD ENTRY | CONNECTION          |
|-----------------|--------|---------|--------------|---------------|----------|----------|----------|---------------|----------|-------|--------------|---------------------|
| 41.320.075.01-2 | 2      | 25 N·cm | 7.5          | 2.75          | 5.9      | 6.19     | 1.31     | 2.3           | conical  | 35°   | Semi-sphere  | HEXALOBULAR<br>1,70 |
| 41.320.079.01-2 | 2      | 25 N·cm | 7.9          | 3.3           | 6.32     | 6.5      | 1.4      | 2.3           | conical  | 45°   | 45° Chamfer  |                     |
| 41.320.081.01-2 | 2      | 25N·cm  | 8.1          | 4.6           | 5.53     | 5.8      | 2.3      | 2.3           | conical  | 65°   | 45° Chamfer  |                     |
| 41.320.082.01-2 | 2      | 25 N·cm | 8.2          | 4.7           | 6.7      | -        | 1.5      | 2.4           | straight | -     | Semi-sphere  |                     |
| 41.320.090.01-2 | 2      | 25 N·cm | 9            | 4             | 7.5      | -        | 1.5      | 2.3           | straight | -     | Semi-sphere  |                     |
| 41.320.094.01-2 | 2      | 25 N·cm | 9.4          | 3             | 7.84     | 8        | 1.4      | 2.3           | conical  | 45°   | 45° Chamfer  |                     |
| 41.320.094.02-2 | 2      | 25N·cm  | 9.4          | 3             | 7.9      | -        | 1.5      | 2.3           | straight | -     | Semi-sphere  |                     |
| 41.320.117.01-2 | 2      | 25 N·cm | 11.7         | 2.75          | 5.91     | 6.18     | 5.52     | 2.3           | conical  | 35°   | Semi-sphere  |                     |
| 41.320.125.01-2 | 2      | 25 N·cm | 12.5         | 3.3           | 6.33     | 6.5      | 6        | 2.3           | conical  | 45°   | 45° Chamfer  |                     |
| 41.320.129.01-2 | 2      | 25 N·cm | 12.9         | 4.7           | 6.7      | -        | 6.2      | 2.4           | straight | -     | Semi-sphere  |                     |
| 41.320.137.01-2 | 2      | 25 N·cm | 13.7         | 4             | 7.5      | -        | 6.2      | 2.3           | straight | -     | Semi-sphere  |                     |
| 41.325.054.01-2 | 2.5    | 25 N·cm | 5.4          | 4.6           | 4.1      | -        | 1.3      | 2.865         | straight | -     | Semi-sphere  |                     |
| 41.325.067.01-2 | 2.5    | 25 N·cm | 6.7          | 4.6           | 5.1      | -        | 1.6      | 2.85          | straight | -     | Semi-sphere  |                     |

# STRAIGHT SCREWS TECHNICAL SPECIFICATIONS

| REFERENCE       | METRIC | TORQUE | TOTAL LENGTH | THREAD LENGTH | A LENGTH | B LENGTH | C LENGTH | HEAD DIAMETER | SEAT     | ANGLE | THREAD ENTRY | CONNECTION |
|-----------------|--------|--------|--------------|---------------|----------|----------|----------|---------------|----------|-------|--------------|------------|
| 40.312.003.01-2 | 1.2    | 15 Ncm | 7.85         | 2.7           | 6.2      | 6.55     | 1.3      | 1.9           | conical  | 45°   | Chaflán 45°  | Hex. 1.20  |
| 40.314.003.01-2 | 1.4    | 15 Ncm | 3.9          | 1.91          | 2.1      | -        | 1.8      | 2.4           | straight | -     | Chaflán 45°  | Hex. 1.20  |
| 40.314.003.02-2 | 1.4    | 15 Ncm | 4            | 2             | 2.2      | -        | 1.8      | 2.3           | straight | -     | Chaflán 45°  | Hex. 1.20  |
| 40.314.003.03-2 | 1.4    | 15 Ncm | 7.6          | 2.4           | 6.05     | 6.3      | 1.3      | 1.9           | conical  | 45°   | Chaflán 45°  | Hex. 1.20  |
| 40.314.003.04-2 | 1.4    | 15 Ncm | 7.5          | 2.5           | 5.45     | 5.7      | 1.8      | 1.85          | conical  | 45°   | Chaflán 45°  | Hex. 1.20  |
| 40.314.003.05-2 | 1.4    | 15 Ncm | 5.3          | 1.34          | 3.7      | -        | 1.6      | 2.1           | straight | -     | Chaflán 30°  | Hex. 1.25  |
| 40.314.004.01-2 | 1.4    | 15 Ncm | 6.3          | 2.2           | 4.6      | 5.1      | 1.2      | 2.1           | conical  | 25°   | Chaflán 30°  | Hex. 1.25  |
| 40.314.004.02-2 | 1.4    | 15 Ncm | 8.4          | 2.5           | 5.99     | 6.7      | 1.7      | 2             | conical  | 35°   | Chaflán 45°  | Hex. 1.25  |
| 40.314.004.03-2 | 1.4    | 15 Ncm | 4.3          | 1.8           | 2.3      | -        | 2        | 2             | straight | -     | Chaflán 45°  | Hex. 1.25  |
| 40.314.004.04-2 | 1.4    | 20 Ncm | 4.6          | 2.45          | 2.36     | 2.95     | 1.65     | 2.1           | conical  | 35°   | Chaflán 45°  | Hex. 1.25  |
| 40.314.005.01-2 | 1.4    | 15 Ncm | 7.6          | 3.6           | 5.21     | 6        | 1.6      | 2.15          | conical  | 25°   | Chaflán 45°  | Hex. 1.27  |
| 40.314.005.02-2 | 1.4    | 15 Ncm | 7.5          | 2.4           | 5.5      | 5.7      | 1.8      | 2.1           | conical  | 60°   | Chaflán 45°  | Hex. 1.27  |
| 40.314.005.03-2 | 1.4    | 15 Ncm | 4.8          | 2.6           | 2.9      | -        | 1.9      | 2.25          | straight | -     | Chaflán 45°  | Hex. 1.27  |
| 40.314.005.04-2 | 1.4    | 15 Ncm | 4            | 1.7           | 2.25     | -        | 1.75     | 2.1           | straight | -     | Chaflán 45°  | Hex. 1.27  |
| 40.314.007.01-2 | 1.4    | 15 Ncm | 4            | 1.8           | 2.01     | 2.8      | 1.2      | 2.2           | conical  | 35°   | Chaflán 45°  | Torx T6    |
| 40.314.007.02-2 | 1.4    | 15 Ncm | 7            | 2.1           | 6.2      | 2.25     | 0.8      | 2.1           | conical  | 15°   | Chaflán 45°  | Torx T6    |
| 40.314.007.03-2 | 1.4    | 15 Ncm | 5.1          | 1.1           | 3.35     | 3.9      | 1.2      | 2.1           | conical  | 45°   | Chaflán 45°  | Torx T6    |
| 40.314.007.04-2 | 1.4    | 15 Ncm | 9            | 1.6           | 6.9      | 7.5      | 1.5      | 2.2           | conical  | 45°   | Chaflán 45°  | Torx T6    |
| 40.314.008.01-2 | 1.4    | 15 Ncm | 3.6          | 1.8           | 2.1      | -        | 1.5      | 2.1           | straight | -     | Chaflán 45°  | Unigrip    |
| 40.314.008.02-2 | 1.4    | 15 Ncm | 6.7          | 2.5           | 4.87     | 5.3      | 1.4      | 1.8           | conical  | 35°   | Chaflán 45°  | Unigrip    |
| 40.314.008.03-2 | 1.4    | 15 Ncm | 6.65         | 1.6           | 3.65     | 5.75     | 0.9      | 2.95          | conical  | 25°   | Chaflán 45°  | Unigrip    |
| 40.314.008.04-2 | 1.4    | 15 Ncm | 4.8          | 1.1           | 3.05     | 3.6      | 1.2      | 2.1           | conical  | 45°   | Chaflán 45°  | Unigrip    |
| 40.314.012.01-2 | 1.4    | 15 Ncm | 4.5          | 1.7           | 2.01     | 2.4      | 2.1      | 2.15          | conical  | 45°   | Chaflán 45°  | Star 1.50  |
| 40.314.014.01-2 | 1.4    | 15 Ncm | 4.45         | 2.3           | 2.48     | -        | 1.97     | 2.16          | straight | -     | Chaflán 45°  | Hex. 1.19  |
| 40.315.008.01-2 | No-80  | 15 Ncm | 8.3          | 2.45          | 5.79     | 5.95     | 2.35     | 2             | conical  | 65°   | Chaflán 45°  | Unigrip    |
| 40.316.002.01-2 | 1.6    | 20 Ncm | 7            | 2.79          | 4.86     | 5.44     | 1.56     | 2.3           | conical  | 45°   | Chaflán 45°  | Cuad. 1.30 |
| 40.316.002.02-2 | 1.6    | 20 Ncm | 9.3          | 3.3           | 7.3      | -        | 2        | 2.3           | straight | -     | Semiesférica | Cuad. 1.30 |

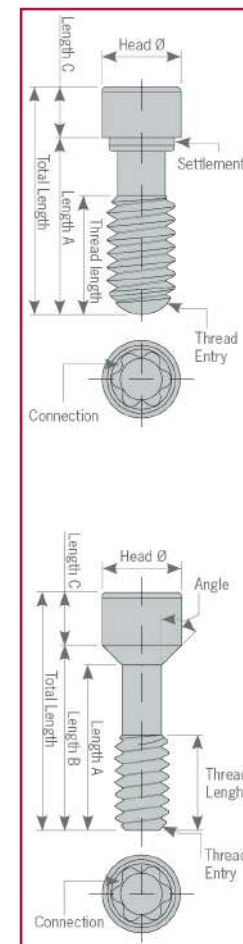


# STRAIGHT SCREWS TECHNICAL SPECIFICATIONS

| REFERENCE       | METRIC | TORQUE | TOTAL LENGTH | THREAD LENGTH | A LENGTH | B LENGTH | C LENGTH | HEAD DIAMETER | SEAT     | ANGLE | THREAD ENTRY | CONNECTION |
|-----------------|--------|--------|--------------|---------------|----------|----------|----------|---------------|----------|-------|--------------|------------|
| 40.316.003.01-2 | 1.6    | 20 Ncm | 8.4          | 2.5           | 6.6      | -        | 1.8      | 2             | straight | -     | Chaflàn 45°  | Hex 1.20   |
| 40.316.003.02-2 | 1.6    | 20 Ncm | 10.2         | 2             | 7.88     | 8.2      | 2        | 2.2           | conical  | 45°   | Chaflàn 45°  | Hex 1.20   |
| 40.316.003.03-2 | 1.6    | 20 Ncm | 8            | 2.15          | 5.76     | 6.3      | 1.7      | 2.2           | conical  | 45°   | Chaflàn 45°  | Hex 1.20   |
| 40.316.003.04-2 | 1.6    | 20 Ncm | 9.7          | 2.15          | 7.46     | 8        | 1.7      | 2.2           | conical  | 45°   | Chaflàn 45°  | Hex 1.20   |
| 40.316.003.05-2 | 1.6    | 20 Ncm | 9            | 2.15          | 6.76     | 7.3      | 1.7      | 2.2           | conical  | 45°   | Chaflàn 45°  | Hex 1.20   |
| 40.316.003.06-2 | 1.6    | 20 Ncm | 10.2         | 2.15          | 7.96     | 8.5      | 1.7      | 2.2           | conical  | 45°   | Chaflàn 45°  | Hex 1.20   |
| 40.316.004.01-2 | 1.6    | 20 Ncm | 8.6          | 2.7           | 6.16     | 6.9      | 1.7      | 2             | conical  | 30°   | Chaflàn 45°  | Hex 1.25   |
| 40.316.004.02-2 | 1.6    | 20 Ncm | 8.8          | 3             | 6.73     | 7        | 1.8      | 2.1           | conical  | 45°   | Chaflàn 45°  | Hex 1.25   |
| 40.316.004.03-2 | 1.6    | 20 Ncm | 6.9          | 2.2           | 5.02     | 5.2      | 1.7      | 1.92          | conical  | 60°   | Chaflàn 45°  | Hex 1.25   |
| 40.316.005.01-2 | 1.6    | 20 Ncm | 7.5          | 3.6           | 5.44     | 5.9      | 1.6      | 2.13          | conical  | 31°   | Chaflàn 45°  | Hex 1.27   |
| 40.316.005.02-2 | 1.6    | 20 Ncm | 8.25         | 3             | 6.25     | -        | 2        | 2.33          | straight | -     | Chaflàn 45°  | Hex 1.27   |
| 40.316.005.03-2 | 1.6    | 20 Ncm | 8.25         | 3.03          | 6.25     | -        | 2        | 2.45          | straight | -     | Chaflàn 45°  | Hex 1.27   |
| 40.316.005.04-2 | 1.6    | 20 Ncm | 10.5         | 3.2           | 8.15     | 8.4      | 2.1      | 2.1           | conical  | 45°   | Chaflàn 45°  | Hex 1.27   |
| 40.316.005.05-2 | 1.6    | 20 Ncm | 7.6          | 2.7           | 5.21     | 5.5      | 2.1      | 2.1           | conical  | 60°   | Chaflàn 45°  | Hex 1.27   |
| 40.316.005.06-2 | 1.6    | 20 Ncm | 3.8          | 1.8           | 2.2      | -        | 1.6      | 2.1           | straight | -     | Chaflàn 45°  | Hex 1.27   |
| 40.316.005.07-2 | 1.6    | 20 Ncm | 8.8          | 2.85          | 6.73     | 6.9      | 1.9      | 2.15          | conical  | 60°   | Chaflàn 45°  | Hex 1.27   |
| 40.316.005.08-2 | 1.6    | 20 Ncm | 9            | 3.9           | 6.49     | 6.9      | 2.1      | 2.18          | conical  | 45°   | Chaflàn 45°  | Hex 1.27   |
| 40.316.005.09-2 | 1.6    | 20 Ncm | 8.5          | 1.6           | 6.46     | 7        | 1.5      | 2.2           | conical  | 45°   | Chaflàn 45°  | Hex 1.27   |
| 40.316.005.10-2 | 1.6    | 20 Ncm | 4.4          | 1.8           | 2.35     | 2.9      | 1.5      | 2.2           | conical  | 45°   | Chaflàn 45°  | Hex 1.27   |
| 40.316.007.01-2 | 1.6    | 20 Ncm | 7.9          | 2             | 5.63     | 6.9      | 1        | 2.18          | conical  | 15°   | Chaflàn 45°  | Torx T6    |
| 40.316.007.02-2 | 1.6    | 20 Ncm | 9            | 1.6           | 6.96     | 7.5      | 1.5      | 2.2           | conical  | 45°   | Chaflàn 45°  | Torx T6    |
| 40.316.008.01-2 | 1.6    | 20 Ncm | 7            | 2.7           | 5.15     | -        | 1.85     | 2.3           | straight | -     | Chaflàn 45°  | Unigrip    |
| 40.316.008.02-2 | 1.6    | 20 Ncm | 7.3          | 2.7           | 5.15     | 5.9      | 1.4      | 2.2           | conical  | 35°   | Chaflàn 45°  | Unigrip    |
| 40.316.008.03-2 | 1.6    | 20 Ncm | 8.5          | 1.6           | 6.46     | 7        | 1.5      | 2.2           | conical  | 45°   | Chaflàn 45°  | Unigrip    |
| 40.316.012.01-2 | 1.6    | 20 Ncm | 8            | 2.65          | 5.53     | 6        | 2        | 2.15          | conical  | 45°   | Chaflàn 45°  | Star 1.50  |
| 40.316.013.01-2 | 1.6    | 20 Ncm | 6.4          | 1.2           | 4.51     | 4.9      | 1.5      | 2.2           | conical  | 45°   | Chaflàn 45°  | Hex 1.00   |
| 40.316.014.01-2 | 1.6    | 20 Ncm | 7.9          | 2.3           | 5.42     | 6.46     | 1.44     | 2.2           | conical  | 20°   | Chaflàn 45°  | Hex 1.19   |

# STRAIGHT SCREWS TECHNICAL SPECIFICATIONS

| REFERENCE       | METRIC | TORQUE | TOTAL LENGTH | THREAD LENGTH | A LENGTH | B LENGTH | C LENGTH | HEAD DIAMETER | SEAT     | ANGLE | THREAD ENTRY | CONNECTION |
|-----------------|--------|--------|--------------|---------------|----------|----------|----------|---------------|----------|-------|--------------|------------|
| 40.316.018.01-2 | 1.6    | 20 Ncm | 8.5          | 1.6           | 6.46     | 7        | 1.5      | 2.2           | conical  | 60°   | Chaflán 45°  | o          |
| 40.317.002.01-2 | N1-72  | 25 Ncm | 8.17         | 3             | 5.31     | 5.87     | 2.3      | 2.4           | conical  | 45°   | Chaflán 45°  | Cuad. 1.30 |
| 40.317.004.01-2 | N1-72  | 25 Ncm | 7.6          | 2.8           | 5.6      | 5.77     | 1.83     | 2.3           | conical  | 70°   | Chaflán 45°  | Hex. 1.27  |
| 40.317.004.02-2 | N1-72  | 25 Ncm | 7.52         | 2.2           | 5.12     | 5.773    | 1.75     | 2.1           | conical  | 30°   | Chaflán 45°  | Hex. 1.25  |
| 40.317.005.01-2 | N1-72  | 25 Ncm | 7.6          | 2.15          | 5.17     | 5.4      | 2.2      | 2.2           | conical  | 60°   | Chaflán 45°  | Hex. 1.27  |
| 40.317.005.02-2 | N1-72  | 25 Ncm | 7.3          | 2.4           | 4.73     | 5.25     | 2.05     | 2.4           | conical  | 45°   | Chaflán 45°  | Hex. 1.27  |
| 40.317.005.03-2 | N1-72  | 25 Ncm | 8.5          | 1.6           | 6.58     | 7        | 1.5      | 2.2           | conical  | 45°   | Chaflán 45°  | Hex. 1.27  |
| 40.317.005.04-2 | N1-72  | 25 Ncm | 4.2          | 1.95          | 2.28     | 2.7      | 1.5      | 2.2           | conical  | 45°   | Chaflán 45°  | Hex. 1.27  |
| 40.318.002.01-2 | 1.8    | 25 Ncm | 7            | 3.2           | 5.2      | -        | 1.8      | 2.5           | straight | -     | Chaflán 45°  | Cuad. 1.30 |
| 40.318.002.02-2 | 1.8    | 25 Ncm | 8.3          | 2.6           | 6.6      | -        | 1.7      | 2.45          | straight | -     | Chaflán 45°  | Cuad. 1.30 |
| 40.318.003.01-2 | 1.8    | 25 Ncm | 6.8          | 3.3           | 5.2      | -        | 1.6      | 2.3           | straight | -     | Chaflán 45°  | Hex. 1.20  |
| 40.318.003.02-2 | 1.8    | 25 Ncm | 8            | 3.6           | 6        | -        | 2        | 2.1           | straight | -     | Chaflán 45°  | Hex. 1.20  |
| 40.318.003.03-2 | 1.8    | 25 Ncm | 8.5          | 1.6           | 6.56     | 7        | 1.5      | 2.2           | conical  | 45°   | Chaflán 45°  | Hex. 1.20  |
| 40.318.004.01-2 | 1.8    | 25 Ncm | 7.2          | 4.8           | 5.36     | 5.9      | 1.3      | 2.4           | conical  | 30°   | Chaflán 45°  | Hex. 1.25  |
| 40.318.004.02-2 | 1.8    | 25 Ncm | 9.8          | 5.8           | 7.96     | 8.5      | 1.3      | 2.4           | conical  | 30°   | Chaflán 45°  | Hex. 1.25  |
| 40.318.004.03-2 | 1.8    | 25 Ncm | 7.65         | 3.3           | 5.17     | 5.75     | 1.9      | 2.4           | conical  | 35°   | Chaflán 45°  | Hex. 1.25  |
| 40.318.004.05-2 | 1.8    | 25 Ncm | 4.2          | 1.55          | 2.4      | 2.8      | 1.4      | 2.1           | conical  | 45°   | Chaflán 45°  | Hex. 1.25  |
| 40.318.005.01-2 | 1.8    | 25 Ncm | 4.5          | 2.3           | 2.8      | 2.9      | 1.6      | 2.33          | conical  | 70°   | Chaflán 45°  | Hex. 1.27  |
| 40.318.005.02-2 | 1.8    | 25 Ncm | 7.6          | 3.6           | 5.76     | 6        | 1.6      | 2.33          | conical  | 50°   | Chaflán 45°  | Hex. 1.27  |
| 40.318.005.03-2 | 1.8    | 25 Ncm | 8.5          | 1.6           | 6.56     | 7        | 1.5      | 2.2           | conical  | 45°   | Chaflán 45°  | Hex. 1.27  |
| 40.318.005.04-2 | 1.8    | 25 Ncm | 5.2          | 1.6           | 3.41     | 3.8      | 1.4      | 2.2           | conical  | 45°   | Chaflán 45°  | Hex. 1.27  |
| 40.318.006.01-2 | 1.8    | 25 Ncm | 6            | 3             | 3.67     | 4        | 2        | 2.4           | conical  | 45°   | Chaflán 45°  | Hex. 1.70  |
| 40.318.007.01-2 | 1.8    | 25 Ncm | 9.1          | 4.25          | 7.32     | 7.45     | 1.65     | 2.18          | conical  | 60°   | Chaflán 45°  | Torx T6    |
| 40.318.008.01-2 | 1.8    | 25 Ncm | 8.3          | 2.5           | 6.5      | -        | 1.8      | 2.45          | straight | -     | Chaflán 45°  | Unigrip    |
| 40.318.008.03-2 | 1.8    | 25 Ncm | 8.5          | 2             | 6.27     | 6.5      | 2        | 2.18          | conical  | 60    | Chaflán 45°  | Unigrip    |
| 40.318.012.01-2 | 1.8    | 25 Ncm | 7.25         | 2.4           | 4.93     | 5.25     | 2        | 2.15          | conical  | 45°   | Chaflán 45°  | Star 1.50  |
| 40.318.012.02-2 | 1.8    | 25 Ncm | 8            | 2.6           | 5.68     | 6        | 2        | 2.15          | conical  | 45°   | Chaflán 45°  | Star 1.50  |



# STRAIGHT SCREWS TECHNICAL SPECIFICATIONS

| REFERENCE       | METRIC | TORQUE  | TOTAL LENGTH | THREAD LENGTH | A LENGTH | B LENGTH | C LENGTH | HEAD DIAMETER | SEAT     | ANGLE | THREAD ENTRY | CONNECTION |
|-----------------|--------|---------|--------------|---------------|----------|----------|----------|---------------|----------|-------|--------------|------------|
| 40.318.013.01-2 | 1.8    | 25 N·cm | 7.7          | 2.5           | 5.7      | 6.4      | 1.3      | 2.2           | conical  | 30°   | Chaflán 45°  | Hex. 1.00  |
| 40.318.013.02-2 | 1.8    | 25 N·cm | 9.2          | 1.6           | 7.26     | 7.7      | 1.5      | 2.2           | conical  | 45°   | Chaflán 45°  | Hex. 1.00  |
| 40.320.002.01-2 | 2      | 30 N·cm | 4.9          | 3.26          | 3.26     | 3.5      | 1.4      | 2.49          | conical  | 45°   | Chaflán 45°  | Cuad. 1.30 |
| 40.320.002.02-2 | 2      | 30 N·cm | 7.45         | 3             | 5.7      | 5.9      | 1.5      | 2.4           | conical  | 45°   | Chaflán 45°  | Cuad. 1.30 |
| 40.320.002.03-2 | 2      | 30 N·cm | 10.2         | 3.15          | 8.4      | -        | 1.8      | 2.45          | straight | -     | Chaflán 45°  | Cuad. 1.30 |
| 40.320.002.04-2 | 2      | 30 N·cm | 7            | 3.25          | 5        | -        | 2        | 2.4           | straight | -     | Chaflán 45°  | Cuad. 1.30 |
| 40.320.002.05-2 | 2      | 30 N·cm | 4.7          | 3             | 3.33     | -        | 1.37     | 2.35          | straight | -     | Chaflán 45°  | Cuad. 1.30 |
| 40.320.003.01-2 | 2      | 30 N·cm | 4.7          | 3             | 3.33     | -        | 1.37     | 2.35          | straight | -     | Chaflán 45°  | Hex. 1.20  |
| 40.320.003.02-2 | 2      | 30 N·cm | 7            | 3.25          | 5        | -        | 2        | 2.4           | straight | -     | Chaflán 45°  | Hex. 1.20  |
| 40.320.003.03-2 | 2      | 30 N·cm | 7.9          | 3.7           | 5.55     | 6.05     | 1.85     | 2.4           | conical  | 45°   | Chaflán 45°  | Hex. 1.20  |
| 40.320.003.04-2 | 2      | 30 N·cm | 8.4          | 2.75          | 5.68     | 6.35     | 2.05     | 2.3           | conical  | 45°   | Chaflán 45°  | Hex. 1.20  |
| 40.320.003.05-2 | 2      | 30 N·cm | 4.8          | 3.3           | 3.65     | 3.9      | 0.9      | 2.45          | conical  | 45°   | Chaflán 45°  | Hex. 1.20  |
| 40.320.003.06-2 | 2      | 25 N·cm | 4            | 2             | 2.5      | -        | 1.5      | 2.3           | straight | -     | Chaflán 30°  | Hex. 1.20  |
| 40.320.003.07-2 | 2      | 25 N·cm | 8.5          | 1.6           | 6.63     | 7        | 1.5      | 2.2           | conical  | 45°   | Chaflán 45°  | Hex. 1.20  |
| 40.320.005.01-2 | 2      | 30 N·cm | 7.6          | 3.7           | 6        | -        | 1.6      | 2.33          | straight | -     | Chaflán 45°  | Hex. 1.27  |
| 40.320.005.02-2 | 2      | 30 N·cm | 10.3         | 4             | 8.3      | -        | 2        | 2.45          | straight | -     | Chaflán 45°  | Hex. 1.27  |
| 40.320.005.03-2 | 2      | 30 N·cm | 10.3         | 3.5           | 8.3      | -        | 2        | 2.33          | straight | -     | Chaflán 45°  | Hex. 1.27  |
| 40.320.005.04-2 | 2      | 30 N·cm | 10.5         | 3.2           | 8.15     | 8.4      | 2.1      | 2.5           | conical  | 45°   | Chaflán 45°  | Hex. 1.27  |
| 40.320.005.05-2 | 2      | 25 N·cm | 9            | 2.15          | 6.93     | 7.3      | 1.7      | 2.2           | conical  | 45°   | Chaflán 45°  | Hex. 1.27  |
| 40.320.007.01-2 | 2      | 30 N·cm | 6.7          | 2.25          | 3.59     | 5.7      | 1        | 2.58          | conical  | 15°   | Chaflán 45°  | Torx T6    |
| 40.320.007.02-2 | 2      | 30 N·cm | 7.4          | 3.3           | 6        | -        | 1.4      | 2.3           | straight | -     | Semiesférica | Torx T6    |
| 40.320.007.03-2 | 2      | 30 N·cm | 7.4          | 2.8           | 5.9      | 6.1      | 1.3      | 2.4           | conical  | 45°   | Semiesférica | Torx T6    |
| 40.320.007.04-2 | 2      | 30 N·cm | 4.6          | 2.96          | 3.21     | 3.5      | 1.1      | 2.45          | conical  | 45°   | Chaflán 45°  | Torx T6    |
| 40.320.007.05-2 | 2      | 25 N·cm | 5            | 3             | 3.5      | -        | 1.5      | 2.6           | straight | -     | Chaflán 30°  | Torx T6    |
| 40.320.008.01-2 | 2      | 30 N·cm | 7            | 3.25          | 5        | -        | 2        | 2.4           | straight | -     | Chaflán 45°  | Unigrip    |
| 40.320.008.02-2 | 2      | 30 N·cm | 7.3          | 3             | 5.8      | 6.2      | 1.1      | 2.5           | conical  | 35°   | Chaflán 45°  | Unigrip    |
| 40.320.008.03-2 | 2      | 30 N·cm | 10           | 3.1           | 8.5      | -        | 1.5      | 2.45          | straight | -     | Chaflán 45°  | Unigrip    |
| 40.320.008.04-2 | 2      | 30 N·cm | 8.5          | 1.6           | 6.63     | 7        | 1.5      | 2.2           | conical  | 45°   | Chaflán 45°  | Unigrip    |
| 40.325.002.01-2 | 2.5    | 30 N·cm | 7.41         | 3.5           | 4.75     | 5.29     | 2.12     | 2.87          | conical  | 45°   | Semiesférica | Cuad. 1.30 |
| 40.325.008.01-2 | 2.5    | 30 N·cm | 7            | 2.8           | 5.6      | -        | 1.4      | 3.4           | straight | -     | Chaflán 45°  | Unigrip    |

# SCREWDRIVERS



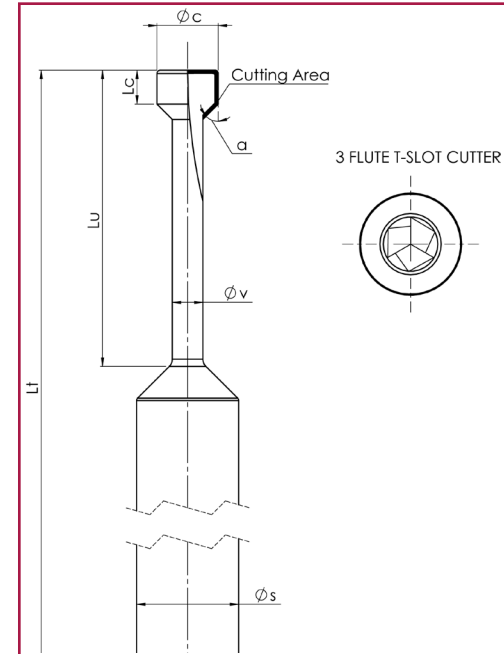
# STRAIGHT SCREWS

Straight screws cover all the thread metrics available on the market. We have several lengths for each metric to make the adaptation to the milled structures easier.



# DYNAMIC MILLING TOOL SPECIFICATIONS

| MAIN COMPATIBILITY  | REFERENCE       | CUTTING DIAMETER | SEAT     | CUTTING LENGTH | USEFUL LENGTH (max. drilling depth) | STEM CUTTING DIAMETER | SUPPORT DIAMETER (SHANK) | TOTAL LENGTH |
|---|-----------------|------------------|----------|----------------|-------------------------------------|-----------------------|--------------------------|--------------|
|   |                 | $\varnothing c$  | $\alpha$ | Lc             | Lu                                  | $\varnothing v$       | $\varnothing s$          | Lt           |
| BEGO RS/RSX 3°<br>ASTRA EVOLUTION 3.0°<br>*Only for titanium and soft materials   | 33.325.472.01-2 | 1.4              | 25       | 0.4            | 4.7                                 | 0.5                   | 3                        | 50           |
|   | 33.425.472.01-2 | 1.4              | 25       | 0.4            | 4.7                                 | 0.5                   | 4                        | 50           |
|   | 33.625.472.01-2 | 1.4              | 25       | 0.4            | 4.7                                 | 0.5                   | 6                        | 50           |
| STRAUMANN BONE LEVEL NP<br>STRAUMANN BONE LEVEL RP<br>MEDENTIS ICX TEMPLANT 4.1<br>STRAUMANN SYNOCCTA 3.5<br>MEDENTIS ICX NARROW  | 33.315.804.01-2 | 1.6              | 15       | 0.7            | 8                                   | 0.65                  | 3                        | 50           |
|   | 33.415.804.01-2 | 1.6              | 15       | 0.7            | 8                                   | 0.65                  | 4                        | 50           |
|   | 33.615.804.01-2 | 1.6              | 15       | 0.7            | 8                                   | 0.65                  | 6                        | 50           |
| ANTHOGRYR AXIOM RG/PX XNP<br>ANTHOGRYR AXIOM RG/PX RP<br>ANTHOGRYR AXIOM RG/PX WP   | 33.320.704.01-2 | 1.6              | 20       | 0.7            | 7                                   | 0.8                   | 3                        | 50           |
|   | 33.420.704.01-2 | 1.6              | 20       | 0.7            | 7                                   | 0.8                   | 4                        | 50           |
|   | 33.620.704.01-2 | 1.6              | 20       | 0.7            | 7                                   | 0.8                   | 6                        | 50           |
| ASTRA EVOLUTION 3.6<br>ANKYLOS<br>ALPHABIO CONICAL STANDARD CON-<br>NECTION<br>LASAK BIONIO OR<br>NICODENT GM<br>ANKYLOS BALANCE BASE   | 33.330.734.01-2 | 1.6              | 30       | 0.7            | 7.3                                 | 0.8                   | 3                        | 50           |
|   | 33.430.734.01-2 | 1.6              | 30       | 0.7            | 7.3                                 | 0.8                   | 4                        | 50           |
|   | 33.630.734.01-2 | 1.6              | 30       | 0.7            | 7.3                                 | 0.8                   | 6                        | 50           |
| NOBEL BIOCARE ACTIVE NP<br>NOBEL BIOCARE ACTIVE 3.0<br>LASAK BIONIO QN  | 33.335.754.01-2 | 1.6              | 35       | 0.7            | 7.5                                 | 0.65                  | 3                        | 50           |
|   | 33.435.754.01-2 | 1.6              | 35       | 0.7            | 7.5                                 | 0.65                  | 4                        | 50           |
|   | 33.635.754.01-2 | 1.6              | 35       | 0.7            | 7.5                                 | 0.65                  | 6                        | 50           |
| OSSTEM TS NP<br>CAMLOG SCREW LINE 3.8 NP<br>CAMLOG SCREW LINE 4.3 RP<br>KLOCKNER VEGA NV<br>XIVE S 3.4<br>BIOTECH DENTAL KONTAKT XNP<br>BIOTECH DENTAL KONTAKT RP<br>DIO UF NP<br>CAMLOG SCREW-LINE 3.3 | 33.345.804.01-2 | 1.6              | 45       | 0.7            | 8                                   | 0.65                  | 3                        | 50           |
|   | 33.445.804.01-2 | 1.6              | 45       | 0.7            | 8                                   | 0.65                  | 4                        | 50           |
|   | 33.645.804.01-2 | 1.6              | 45       | 0.7            | 8                                   | 0.65                  | 6                        | 50           |
| MIS C1 NP<br>MIS M4 NP<br>CONOLOG 3.8<br>CONOLOG 4.3<br>ASTRA YELLOW<br>ALPHABIO CONICAL HEX CONNECTION   | 33.360.754.01-2 | 1.6              | 60       | 0.7            | 7.5                                 | 0.65                  | 3                        | 50           |
|   | 33.460.754.01-2 | 1.6              | 60       | 0.7            | 7.5                                 | 0.65                  | 4                        | 50           |
|   | 33.660.754.01-2 | 1.6              | 60       | 0.7            | 7.5                                 | 0.65                  | 6                        | 50           |
| BIOMET 3i CERTAIN NP<br>ASTRA AQUA  | 33.390.754.01-2 | 1.6              | 90       | 0.7            | 7.5                                 | 0.65                  | 3                        | 50           |
|   | 33.490.754.01-2 | 1.6              | 90       | 0.7            | 7.5                                 | 0.65                  | 4                        | 50           |
|   | 33.690.754.01-2 | 1.6              | 90       | 0.7            | 7.5                                 | 0.65                  | 6                        | 50           |
| ASTRA EVOLUTION 4.2   | 33.350.775.01-2 | 1.7              | 50       | 0.7            | 7.7                                 | 0.8                   | 3                        | 50           |
|   | 33.450.775.01-2 | 1.7              | 50       | 0.7            | 7.7                                 | 0.8                   | 4                        | 50           |
|   | 33.650.775.01-2 | 1.7              | 50       | 0.7            | 7.7                                 | 0.8                   | 6                        | 50           |
| BIOMET 3i CERTAIN RP<br>NOBEL BIOCARE BRANEMARK NP<br>NOBEL BIOCARE REPLACE NP<br>MEGAGEN ANYRIDGE RP<br>BIOMET 3i CERTAIN WP   | 33.390.805.01-2 | 1.7              | 90       | 0.7            | 8                                   | 0.65                  | 3                        | 50           |
|   | 33.490.805.01-2 | 1.7              | 90       | 0.7            | 8                                   | 0.65                  | 4                        | 50           |
|   | 33.690.805.01-2 | 1.7              | 90       | 0.7            | 8                                   | 0.65                  | 6                        | 50           |





# DYNAMIC MILLING TOOL SPECIFICATIONS

| MAIN COMPATIBILITY   | REFERENCE       | CUTTING DIAMETER | SEAT | CUTTING LENGTH | USEFUL LENGTH (max. drilling depth) | STEM CUTTING DIAMETER | SUPPORT DIAMETER (SHANK) | TOTAL LENGTH |
|--|-----------------|------------------|------|----------------|-------------------------------------|-----------------------|--------------------------|--------------|
|  |                 | Øc               | α    | Lc             | Lu                                  | Øv                    | Øs                       | Lt           |
| 'BEGO S/RI 3.25-3.75<br>BEGO S/RI 4.1<br>BEGO S/RI 4.5<br>BEGO S/RI 5.50<br>STRAUMANN SCREW-RETAINED NC/RC<br>BEGO MULTI-PLUS'   | 33.335.676.01-2 | 1.8              | 35   | 1              | 6.7                                 | 0.9                   | 3                        | 50           |
|  | 33.435.676.01-2 | 1.8              | 35   | 1              | 6.7                                 | 0.9                   | 4                        | 50           |
|  | 33.635.676.01-2 | 1.8              | 35   | 1              | 6.7                                 | 0.9                   | 6                        | 50           |
| 'KLOCKNER ESSENTIAL CONE 4.5 DIRECTO<br>IMPLANTE<br>KLOCKNER ESSENTIAL CONE 4.5 OCTA-<br>CONE 12°<br>KLOCKNER ESSENTIAL CONE 4.5 OCTA-<br>CONE 25°<br>KLOCKNER VEGA RV<br>XIVE S 3.8<br>XIVE S 4.5<br>BIOHORIZONS 3.0<br>STRAUMANN SYNOCCTA 6.5<br>STRAUMANN BLX RB<br>STRAUMANN BLX WB<br>STRAUMANN TLX NT<br>STRAUMANN TLX RT<br>STRAUMANN TLX WT<br>DENTILUM MU SUPERLINE'  | 33.345.856.01-2 | 1.8              | 45   | 1              | 8.5                                 | 0.9                   | 3                        | 50           |
|  | 33.445.856.01-2 | 1.8              | 45   | 1              | 8.5                                 | 0.9                   | 4                        | 50           |
|  | 33.645.856.01-2 | 1.8              | 45   | 1              | 8.5                                 | 0.9                   | 6                        | 50           |
| 'MIS C1 RP<br>PALTOP UNIVERSAL MULTI UNIT<br>MIS C1 WP<br>S&M PREMIUM KHONO 3.3<br>S&M PREMIUM KHONO 3.8<br>S&M OUTLINK 3.3<br>S&M OUTLINK 4.1<br>S&M PREMIUM KHONO 4.25<br>BREDDENT SKY NP<br>BREDDENT SKY RP<br>ADIN TOUAREG/CLOSEFIT NP<br>ADIN TOUAREG/CLOSEFIT UNP<br>CAMLOG CONELOG 3.3<br>GLOBAL D (TEKKA)<br>EASY IMPLANT MINI<br>ROOT R'  | 33.360.756.01-2 | 1.8              | 60   | 1              | 7.5                                 | 0.9                   | 3                        | 50           |
|  | 33.460.756.01-2 | 1.8              | 60   | 1              | 7.5                                 | 0.9                   | 4                        | 50           |
|  | 33.660.756.01-2 | 1.8              | 60   | 1              | 7.5                                 | 0.9                   | 6                        | 50           |
| 'ZIMMER SCREW-VENT 3.5<br>ZIMMER SCREW-VENT 4.5<br>ASTRA EVOLUTION UNIT ABUTMENT<br>ZIMMER TYPE 5.7<br>OKY FIXO'   | 33.370.716.01-2 | 1.8              | 70   | 1              | 7.1                                 | 0.9                   | 3                        | 50           |
|  | 33.470.716.01-2 | 1.8              | 70   | 1              | 7.1                                 | 0.9                   | 4                        | 50           |
|  | 33.670.716.01-2 | 1.8              | 70   | 1              | 7.1                                 | 0.9                   | 6                        | 50           |
| 'NOBEL BIOCARE BRANEMARK RP<br>NOBEL BIOCARE MULTI-UNIT RP<br>BIOMET 3I OSSEOTITE NP<br>BTI EXTERNAL CONNECTION NP<br>BTI INTERNAL CONNECTION RP<br>MIS MULTI-UNIT ST<br>KEYSTONE PRIMA NP<br>KEYSTONE PRIMA RP<br>KEYSTONE PRIMA WP<br>NEOSS PROACTIVE 3.4<br>NEOSS PROACTIVE 4.1<br>BIOMET 3I OSSEOTITE WP<br>BTI EXTERNAL CONNECTION WP<br>BTI MULTI-IM UNIVERSAL RP<br>ANTHOGYRD MULTI-UNIT 4.8<br>BEGO MINI<br>BTI INTERNAL WP<br>LASAK MULTI-UNIT QN/QR<br>SIC SICACE 3.3<br>SIC SICACE 4.2<br>IMPLANT DIRECT' | 33.390.716.01-2 | 1.8              | 90   | 1              | 7.1                                 | 0.9                   | 3                        | 50           |
|  | 33.490.716.01-2 | 1.8              | 90   | 1              | 7.1                                 | 0.9                   | 4                        | 50           |
|  | 33.690.716.01-2 | 1.8              | 90   | 1              | 7.1                                 | 0.9                   | 6                        | 50           |

# DYNAMIC MILLING TOOL SPECIFICATIONS

| MAIN COMPATIBILITY   | REFERENCE       | CUTTING DIAMETER | SEAT     | CUTTING LENGTH | USEFUL LENGTH (max. drilling depth) | STEM CUTTING DIAMETER | SUPPORT DIAMETER (SHANK) | TOTAL LENGTH |
|--|-----------------|------------------|----------|----------------|-------------------------------------|-----------------------|--------------------------|--------------|
|  |                 | $\varnothing_c$  | $\alpha$ | Lc             | Lu                                  | $\varnothing_v$       | $\varnothing_s$          | Lt           |
| *STRAUMANN INTERNAL OCTAGON RP<br>STRAUMANN INTERNAL OCTAGON 6.5*  | 33.315.708.01-2 | 2                | 15       | 1              | 7                                   | 1                     | 3                        | 50           |
|  | 33.415.708.01-2 | 2                | 15       | 1              | 7                                   | 1                     | 4                        | 50           |
|  | 33.615.708.01-2 | 2                | 15       | 1              | 7                                   | 1                     | 6                        | 50           |
| STRAUMANN SYNOCTA RP   | 33.330.708.01-2 | 2                | 30       | 1              | 7                                   | 1                     | 3                        | 50           |
|  | 33.430.708.01-2 | 2                | 30       | 1              | 7                                   | 1                     | 4                        | 50           |
|  | 33.630.708.01-2 | 2                | 30       | 1              | 7                                   | 1                     | 6                        | 50           |
| *NOBEL BIOCARE ACTIVE RP<br>NOBEL BIOCARE ACTIVE WP*   | 33.335.758.01-2 | 2                | 35       | 1              | 7.5                                 | 1                     | 3                        | 50           |
|  | 33.435.758.01-2 | 2                | 35       | 1              | 7.5                                 | 1                     | 4                        | 50           |
|  | 33.635.758.01-2 | 2                | 35       | 1              | 7.5                                 | 1                     | 6                        | 50           |
| *OSSTEM TS RP<br>CAMLOG SCREW-LINE 5.0<br>CAMLOG SCREW-LINE 6.0*   | 33.345.808.01-2 | 2                | 45       | 1              | 8                                   | 1                     | 3                        | 50           |
|  | 33.445.808.01-2 | 2                | 45       | 1              | 8                                   | 1                     | 4                        | 50           |
|  | 33.645.808.01-2 | 2                | 45       | 1              | 8                                   | 1                     | 6                        | 50           |
| *NOBEL BIOCARE REPLACE RP<br>ASTRA LILAC<br>NOBEL BIOCARE REPLACE WP<br>ASTRA EVOLUTION 4.8<br>NOBEL BIOCARE BRANEMARK WP<br>ASTRA EVOLUTION 5.4<br>NOBEL BIOCARE REPLACE 6.0* | 33.390.958.01-2 | 2                | 90       | 1              | 9.5                                 | 1                     | 3                        | 50           |
|  | 33.490.958.01-2 | 2                | 90       | 1              | 9.5                                 | 1                     | 4                        | 50           |
|  | 33.690.958.01-2 | 2                | 90       | 1              | 9.5                                 | 1                     | 6                        | 50           |



## SCREWDRIVER ADAPTOR



### Screwdriver for the Dynamic Scanbody System

Ref. 43.621.410.01-2  
Screwdriver with manual handle  
Standard length: 21 mm



Ref. 43.624.410.01-2  
Contra-angle  
Length: 24 mm



Ref. 43.621.415.01-2  
Tiny Screwdriver with manual handle  
Length: 21 mm



Ref. 43.620.411.01-2  
Multi-Unit  
Contra-angle  
Length: 20 mm



## COMPLEMENTS



**Manual handle**  
Made of stainless steel.  
They are used to connect screwdriver bits with the contra-angle connection

### Large manual handle for laboratory

Ref. 49.601.000.03-2  
Ideal to manipulate models in the laboratory  
Length: 55.65 mm



**Manual handle for clinic**  
Ref. 49.601.000.01-2  
Clinic handle: used to position the prosthesis in the mouth prior to torque control in the clinic.  
Length: 15.65 mm



### Universal manual torque wrench prosthetic

Ref. 11.990.990.07-2  
Torque wrench  
4 mm square connection.  
Torque 10-35N.c



**Dynamic Screw Transfer**  
Ref. 49.413.000.01-2

## Manual torque wrench adapter prosthetic

Piece to connect the screwdriver with contra-angle connection to the torque wrench.



Universal Manual torque wrench adapter  
Ref. 49.604.000.05-2  
4 mm Square connection



Straumann Manual torque wrench adapter  
Ref. 49.604.000.07-2  
Straumann connection



Nobel Biocare Manual torque wrench adapter  
Ref. 49.604.000.08-2



MIS Manual torque wrench adapter  
Ref. 49.604.000.09-2

## DYNAMIC SCREWDRIVERS

Screwdriver with hexalobular head, exclusively to the 3.0 Dynamic Abutment System.  
Lengths: 18, 24, 32 mm

Hexalobular 1,70 mm. Length: 18 mm  
Ref. 43.618.201.01-2



Hexalobular 1,70 mm. Length: 24 mm  
Ref. 43.624.201.01-2



Hexalobular 1,70 mm Length: 32 mm  
Ref. 43.632.201.01-2



# DAS MU SYSTEM COMPONENTS



**Ratchet**  
49.409.000.01-2



**Analog**  
22.612.209.01-2



**MU Scanbody 8 mm**  
53.422.209.02-2 (Non-engaging)



**Screwdriver**  
43.321.316.01-2



**Titanium Abutment**  
35.312.209.21-2 (Non-engaging)  
35.322.209.21-2 (Engaging)



**MU Dynamic Scanbody**  
52.408.137.01-2



43.322.316.01-2



**Mu ANG Insertion tool**  
49.422.000.01-2



**Digital Analog**  
34.312.209.01-2



**Dynamic Scanbody Adaptor**  
50.312.209.01-2



**Healing Cap Regular**  
40.320.003.88-2



**Digital Analog Positioner**  
49.309.000.01-2



**Screwdriver Adaptor**  
43.621.410.01-2  
43.624.410.01-2



**Healing Cap Wide**  
40.320.003.89-2



**MU ScAnalog**  
23.412.209.01-2



**Impression coping**  
29.301.000.10-2 (Non-engaging)  
29.301.000.11-2 (Engaging)




**MU Scanbody 4,5 mm**  
53.412.209.01-2



## Reference Scanbody

54.322.209.31-2




## Peek Pins

TYPE A

49.414.000.01-2 (6 mm)

49.415.000.01-2 (9 mm)

49.416.000.01-2 (13 mm)



TYPE B

49.414.000.02-2 (6 mm)

49.415.000.02-2 (9 mm)

49.416.000.02-2 (13 mm)



TYPE C

49.414.000.03-2 (6 mm)

49.415.000.03-2 (9 mm)

49.416.000.03-2 (13 mm)



## CAPS

Regular

49.418.000.01-2 (3,8 mm)

49.419.000.01-2 (6 mm)

49.420.000.01-2 (8 mm)



Wide

49.418.000.02-2 (3,8 mm)

49.419.000.02-2 (6 mm)

49.420.000.02-2 (8 mm)



## MU Dynamic TiBase

31.312.209.01-2 (Engaging)

31.322.209.01-2 (Non-engaging)



## MU Dynamic 3TiBase

31.322.209.21-2 (Non-engaging)



## Dynamic Screw

41.320.040.01-2



## Provisional (temporary) Dynamic Screw

41.320.050.02-2



## Straight Screw

40.320.003.06-2



## Dynamic Screwdriver

43.618.201.01-2 (18 mm)

43.624.201.01-2 (24 mm)

43.632.201.01-2 (32 mm)



## Screwdriver Hex.1,2

43.601.103.02-2



## MU DMtone

33.391.716.01-2 Shank Ø3

33.491.716.01-2 Shank Ø4

33.691.716.01-2 Shank Ø6

# TALLADIUM GUARANTEE

## TERMS AND CONDITIONS

These guarantee terms and conditions ("T&C") cover the entire range of Talladium products ("Products"), manufactured by TALLADIUM ESPAÑA S.L. and distributed by Geoda Medical S.L. or official dealers. The guarantee described in these T&C is exclusively in benefit of the clinician ("Clinician") and of the dental technician ("Technician") and not for the benefit of third parties or institutions, including patients.

## GUARANTEE PERIOD

TALLADIUM ESPAÑA S.L. offers a lifelong guarantee for its entire range of products starting from the date of issue of the invoice.

## GUARANTEE SCOPE

Subject to the limitations and exceptions described in these T&C, TALLADIUM ESPAÑA S.L. will offer the following benefits:

**QUALITY:** If there are defects in the materials or in the manufacturing of the Product, TALLADIUM ESPAÑA S.L. will replace the Product with no additional cost.

**SAFETY:** If, having complied with all the product indications, the prosthesis should have to be made again, due to a fault in the Dynamic Abutment or Dynamic Titanium Base system, TALLADIUM ESPAÑA S.L. will replace the abutments and screws necessary to remake the prosthesis, as well as the costs derived from its manufacturing.

In case of having used our products and having complied with all the product indications, the implants suffer any damage, TALLADIUM ESPAÑA S.L. will pay the cost of the implants. This coverage will only be valid during the first 6 months after the collocation of the prosthesis which includes our products.

## CLAIM REQUIREMENTS AND PROCEDURE

To receive the benefits indicated in these T&C, the treating Clinician must satisfy the following requirements:

- a) The claim must be notified to TALLADIUM ESPAÑA S.L. within (30) days since the date the claimed defect was detected.
- b) This requires that the Clinician or Technician must contact the customer service department by telephone or by e-mail to make the claim.
- c) A claim form will be completed, which, together with a document or report which justifies the faulty Product and the faulty Product itself, will be sent by the customer to TALLADIUM ESPAÑA S.L. offices, within the previously indicated period.
- d) Clinicians or Technicians presenting a claim in agreement with these T&C must be up to date in any payments owing to TALLADIUM ESPAÑA S.L. or to any of its subsidiaries, at the time when the claim form is presented.
- e) All the use procedures of our Products must be carried out in agreement with the instructions of TALLADIUM ESPAÑA S.L. as well as in accordance with commonly accepted dentistry practices.
- f) The expenses derived from this procedure will be assumed by the customer. The return shipping costs will be assumed by TALLADIUM ESPAÑA S.L. in all those cases covered by these T&C. Regardless of the guarantee rights, claims should be notified as soon as possible in order to comply with regulatory requirements.

## GENERAL LIMITATIONS OF THIS GUARANTEE

With the exception of the guarantee described in these T&C, neither TALLADIUM ESPAÑA S.L. nor its representatives, nor third parties manufacturing or distributing the Products, represent or offer a guarantee, agreement or any other express or implicit, oral or written, commitment, with respect to the Products (without limitation), including guarantees involved in the marketing, durability or suitability for individual uses or purposes. In addition and within the maximum extent permitted by the relative law, TALLADIUM ESPAÑA S.L. rejects (on its own behalf, and on behalf of its representatives and third parties that manufacture or distribute Products) any responsibility with respect to any direct or indirect damage caused, which may result from or be a consequence of the design, composition of the dental prosthesis into which the Products are integrated.

## GUARANTEE EXCLUSIONS

TALLADIUM ESPAÑA S.L. limits this guarantee to:

- Transformed abutments that form part of the dental prosthesis. But not the screws used to anchor them.
- Clinical screws that have been in the mouth for more than 2 years.
- Those products that are not used with the accessories and parts marketed by Talladium España

## AMENDMENT OR SUSPENSION OF THE GUARANTEE

TALLADIUM ESPAÑA S.L. reserves the right to amend or withdraw these T&C at any time and without prior notification. Any modification or suspension shall not affect products already placed in patients.





**DYNAMIC  
ABUTMENT  
SOLUTIONS**

Virginia Woolf, 17  
25005 · Lleida (Spain)

INTERNATIONAL +34 873 450 709  
das@dynamicabutment.com

SPAIN +34 973 289 580  
spain@dynamicabutment.com



[www.dynamicabutment.com](http://www.dynamicabutment.com)

